


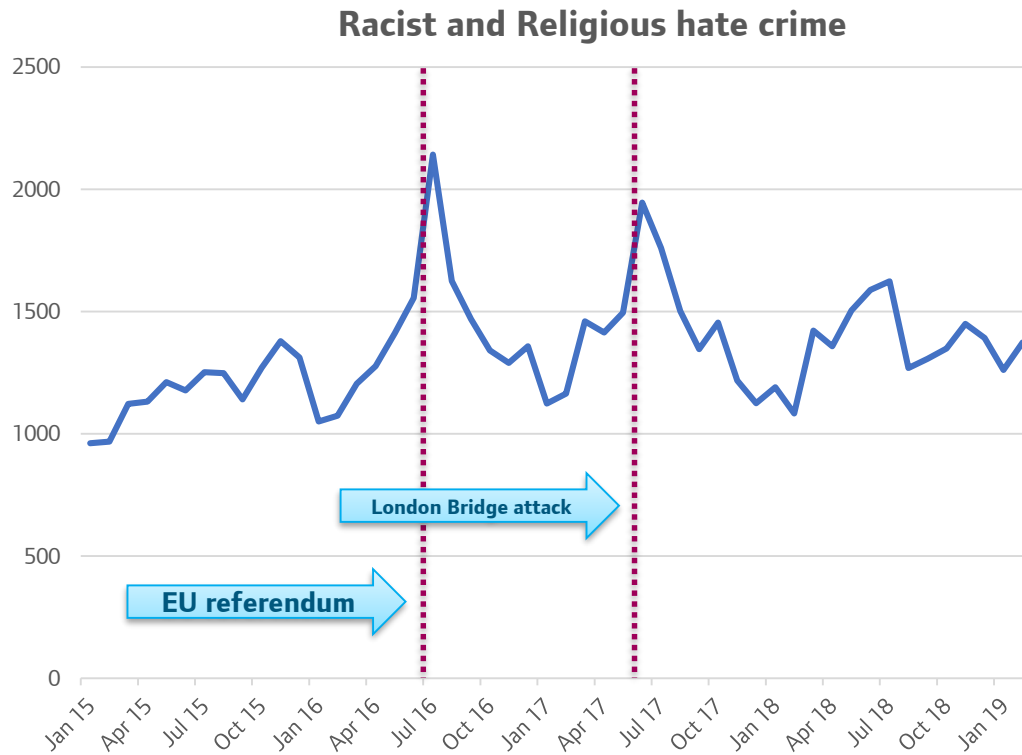
Justice Matters

Hate Crime

MOPAC Evidence & Insight



Hate Crime offences spike after incidents such as terrorism



Since 2015 the volume of Racist Hate Crime Offences has spiked on occasions proceeding national incidents. The largest spike occurred post EU Referendum in July 2016; following the Westminster and London Bridge attacks offending levels spiked again.

The volume of Anti-Semitic offending is up 11% and Homophobic offending also up by 10% in 2018 compared to the previous year.

+22% Increase in Islamophobic offences during 2018
Immediately after the London Bridge attack, the number of Islamophobic Offences increased significantly

7 in 10 Hate Crimes were recorded as Harassment Offences in the MPS during 2018

These were often racially aggravated harassment, public order act offences or malicious communications.

13% were recorded as Common Assault, with 5% as Assault with Injury and only 2% for Serious Wounding.

Victims demographics differ by hate crime strand

Victim demographics differ by strand

Racist hate victims



60%

White or Black ethnicity
25% were identified as Asian

Affected ages:

50% of White and Asian victims were under 35
60% of black victims were over 35

Faith hate victims



50%

Of victims were female, compared to 40% for race hate offences

Affected ages :

33% of these female victims were under 25 years of age



Disability hate crime offences are more likely to occur in the home

- Only 18% of race and 22.9% of sexual orientation hate crime occur within a domestic setting.
- Transphobic hate crime is more likely to happen on a public street (65%).

65%

...of young victims of hate crime are **satisfied within the overall service received from the police**

This compares to 66% of victims of all crime.

16% of residents in Barking and Dagenham believe that hate crime is a problem in their area

This is the highest proportion within the MPS.

Barking and Dagenham currently reports a low number of hate crime offences.

Conviction rates for hate crime are lower in London

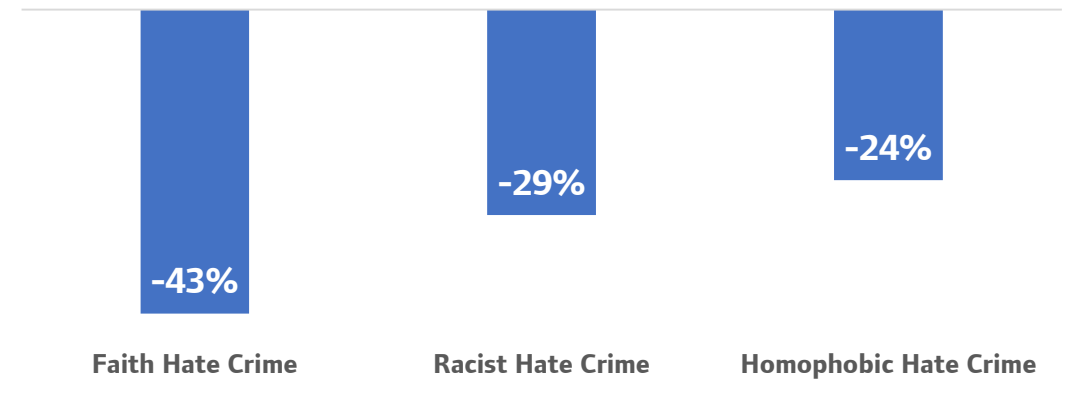
Sanction detections for hate crime have decreased

The volume of SDs for hate crime offences have dropped off over the last 12 months. This compares to a **26% decrease in all TNO SDs** during the same period.

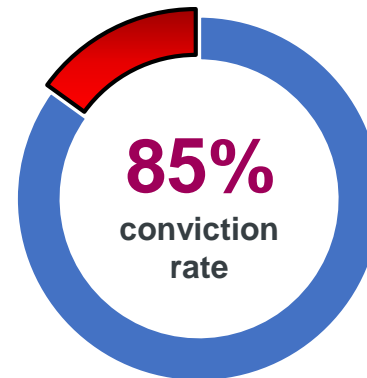


90% of all people proceeded against for a hate crime offence were **charged**

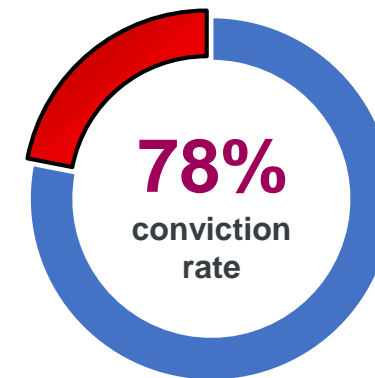
% change in volume of Sanction Detections
2017 vs 2018



CPS Areas (Excl. London)



London



28% of non convictions were due to victim issues

64% of victim issues were victim non-attendance at court

National level data only

Partner Data provides further context

The British Crime Survey for England and Wales indicates that only 53% of hate crimes are reported to the police.


Anti-Semitic Hate Crime

The Community Security Trust's 2018 annual report indicates:

- 950 incidents in London – the highest number they've ever recorded and a 21% increase on the previous year
- Since January 2016 the levels of reported incidents has remained elevated with >100 incidents in all but five months in that period
- Peaks in incidents are related to national and international political events, allegations of Anti-Semitism within the Labour Party and violence on Gaza/Israel border
- There has been an increase in extremist or political language and imagery, but a 17% reduction in violent assaults

Race/Faith Hate Crime

- The 2018 Monitoring Group: Racist Violence in the UK from Lawrence to Brexit report indicates that only around one in ten race and faith hate incidents were reported to the police.
- Incidents reported and recorded by the police involve a 'clear sense of danger', either damage to property or violence towards an individual.
- Eastern European interviewees were less likely to report to police because of experiences in their home countries and those from all migrant backgrounds reported non-reporting due to their need to prioritise securing their immigration status, medical assistance, housing etc.



further context continued...

Disability Hate Crime

- Disability hate crime remains one of the most under-reported areas and victims face multiple barriers to reporting.
- The disability hate crime matters (DHCM) programme led to a rise of 800% in disability hate crime reporting during 2016, but that initiative has since stopped.

LGBT Hate Crime

- A Galop study in 2016 showed that only a quarter of LGBT victims reported hate crime to the police.
- Often this was because of fear they would not be taken seriously (25%), or because they were unsure if what had happened to them was a crime (22%).

