

**OPDC**  
OLD OAK AND  
PARK ROYAL  
DEVELOPMENT  
CORPORATION

# Wormwood Scrubs Survey

## LOCAL PLAN SUPPORTING STUDY

2017



**MAYOR OF LONDON**

## 51. Wormwood Scrubs Survey

Document Title	OPDC
Lead Author	Opinion Research Services
Purpose of the Study	OPDC
Key outputs	<ul style="list-style-type: none"><li>• 28 questions asked of surrounding residents and users of on the Scrubs.</li><li>• A report has been produced summarising the results of the survey.</li><li>• Almost 400 responses to the survey.</li></ul>
Key recommendations	<ul style="list-style-type: none"><li>• 28 questions asked of surrounding residents and users of on the Scrubs.</li><li>• A report has been produced summarising the results of the survey.</li><li>• Almost 400 responses to the survey.</li></ul>
Relations to other studies	Recommendations from the study do not cross-relate to other studies.
Relevant Local Plan Policies and Chapters	<ul style="list-style-type: none"><li>• Policy P12 (Wormwood Scrubs)</li></ul>

## **Wormwood Scrubs Survey Analysis**

### **Background**

Old Oak Park and Park Royal Development Corporation (OPDC) was established to oversee the delivery of 25,500 new homes and generated 65, 000 new jobs for London.

Part of this development is to protect and sensitively enhance Wormwood Scrubs Park to make sure local residents enjoy these community assets. Due to this OPDC wanted to find out the local views of the community for the park and gain a better insight of what local needs were to enhance such a valuable asset.

### **Methodology**

After discussions with the three boroughs it was agreed that the most appropriate methodology to find out local views would be in the format of a survey using technology to collate the data. The survey would be conducted through door knocking exercises and the team being placed in key locations that the local communities use. The findings from this survey will be used to inform the development plans for Wormwood Scrubs Park.

A draft survey was developed and OPDC consulted with the three boroughs and the board members from Wormwood Charitable Trust to ensure that their views were taken into account when developing the survey. The survey consisted of 28 questions in total. It was agreed that the most suitable tool to implement the survey was Survey Monkey using iPads, as it would be quicker to complete and it could be placed on OPDC's website.

The Engagement Team undertook a procurement exercise and Impact Marketing were appointed to undertake the survey work on behalf of OPDC. Impact Marketing were awarded the work and the Engagement Team met with them on a regular basis to discuss progress and address any issues.

### **Implementation**

A door knocking exercise was implemented in key areas identified by the Planning Team along with drop in sessions held at Old Oak Community Centre as this is located next to Wormwood Scrubs Park and at Willesden Junction Station. The survey exercise took place over four weeks at various times of the day including evenings. A total of 389 surveys were completed during the duration of the four weeks.

Please see some of key highlights and findings of the survey.

**1. Knowing about OPDC**

57% (223) said that **they did not know about OPDC**  
42% (166) said that they did know about OPDC

**2. What is your postal sector?**

W12 27% (80)  
NW10 27% (80)  
W10 13% (39)  
W11 4% (10)  
W3 1% (3)

**3. How often do you use Wormwood Scrubs Park**

Weekly 27% (105)  
Daily 23% (88)  
Occasionally 23% (88)  
Never 18% (70)  
Monthly 8% (31)

**4. Time of year**

All year 63% (205)  
Summer 25% (82)  
Weekend 24% (78)  
Weekdays 21% (69)  
Winter 3% (10)

**5. Why do visit Wormwood Scrubs?**

The top four reasons for the general public to visit the Scrubs is:  
Relax 52% (180)  
Exercise 44% (136)  
Walk the dog 29% (90)  
Time with family/friends 28% (87)

**6. What do you think about the range of facilities**

This question was six ranges, from excellent to very poor.

Results for excellent;  
Natural wild areas 38% (109)  
Trees 37% (105)  
Grassed areas 34% (95)  
Entrance Points 20% (57)

Results for Very Poor  
Toilets 19% (53)  
Flower beds 14% (38)  
Changing facilities 13% (35)

SUPPORTED BY

**MAYOR OF LONDON**

Cleanliness 10% (29)

**7. Do you feel same in Wormwood Scrubs?**

This question ranged from very safe to very unsafe.

Very Safe 15% (51)

Very unsafe 3% (11)

**8. If you think it needs it, where and how do you think safety could be improved?**

Lighting 29% (41)

CCTV 21% (23)

Patrols 12% (18)

Security 6% (9)

**9. From the following list what new or improved facilities would you like to see at the Wormwood Scrubs?**

Café 47% (178)

Toilets 45% (170)

Litter removal 33% (126)

More lighting 30% (115)

Security 30% (113)

Drinking fountains 27% (104)

More dustbins 27% (104)

Children's Play Area 25% (96)

Benches or tables 23% (86)

Wildlife and shrub information 20% (77)

Ecological enhancements 20% (77)

Sports Programme 19% (73)

Better drainage 19% (73)

Pond 19% (71)

Cycle Paths 17% (65)

Walking Paths 16% (63)

Children's Water Play Area 16% (62)

Running Path 16% (62)

Signage 16% (62)

Play facilities for 6 to 12 year olds 15% (59)

Recreation facilities for teenagers 15% (59)

Nothing needs to be improved or changed 15% (59)

Community facilities 13% (52)

Dog Runs 13% (52)

Clearer entrance locations 12% (47)

Play facilities for under 5's 12% (47)

Visitor Centre 11% (42)

Formal Planting 8% (32)

SUPPORTED BY

**MAYOR OF LONDON**

Better connection North of the park 7% (27)  
Better connection South of the park 5% (19)  
Better connection East of the park 5% (19)  
Better connection West of the park 3% (13)

**10. The top three improved facilities you would like most?**

Toilets 26% (92)  
Café 24% (86)  
Litter removal 20% (73)

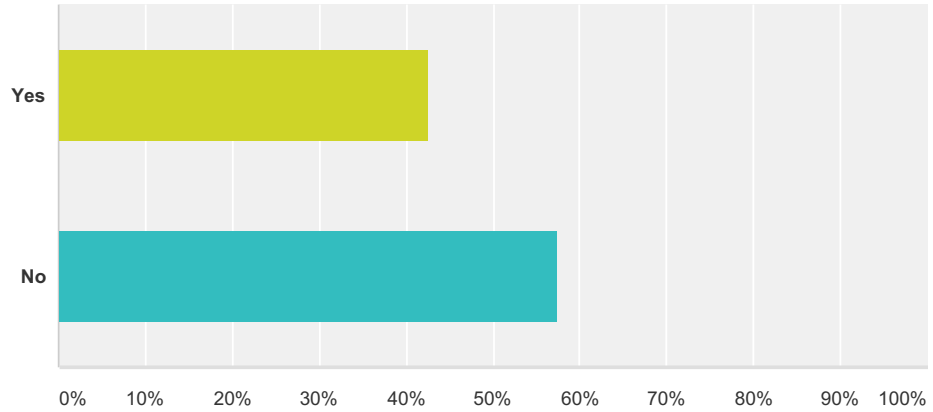
**Conclusion**

In conclusion the analysis seems to evidence the following:

1. Wormwood Scrubs Park is utilised by local communities
2. The local community would like to see improvements made to Wormwood Scrubs.
3. A marketing plan needs to be developed to raise the profile and awareness of OPDC in the local area.

**Q1 Have you heard of the Old Oak and Park Royal Development Corporation (OPDC) before the introduction to this survey?**

Answered: 389 Skipped: 8

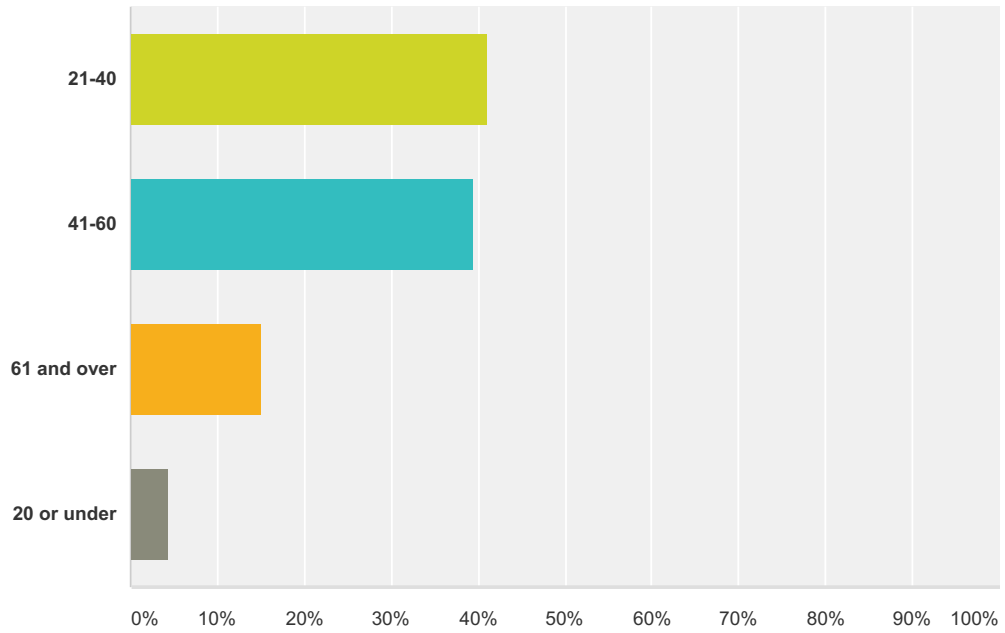


Answer Choices	Responses	
Yes	42.67%	166
No	57.33%	223
Total		389

## Wormwood Scrubs Survey

### Q2 What is your age range?

Answered: 391 Skipped: 6

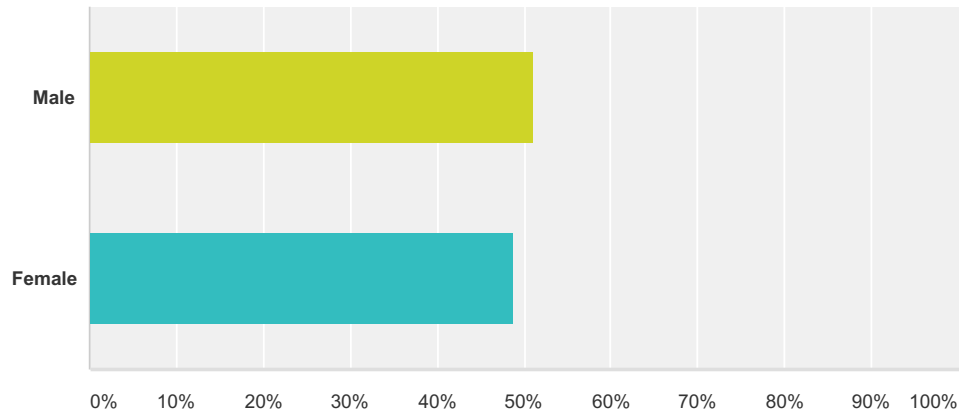


Answer Choices	Responses	
21-40	41.18%	161
41-60	39.39%	154
61 and over	15.09%	59
20 or under	4.35%	17
Total		391



### Q3 What is your gender?

Answered: 391 Skipped: 6

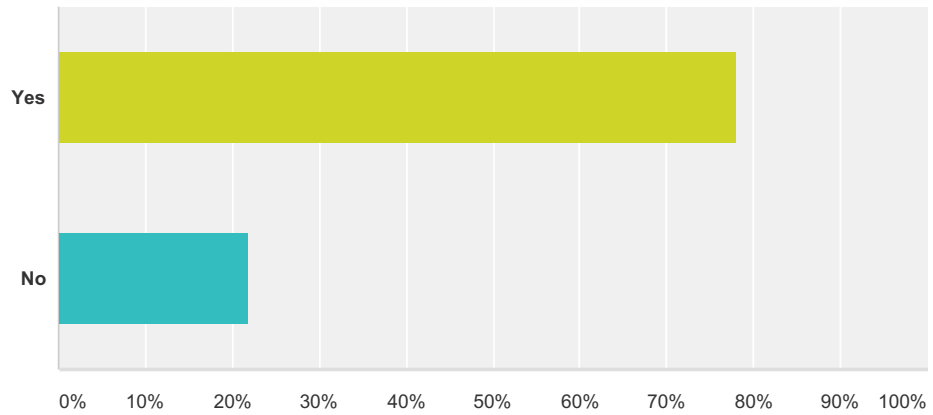


Answer Choices	Responses	
Male	51.15%	200
Female	48.85%	191
Total		391

## Wormwood Scrubs Survey

### Q4 Are you a local resident?

Answered: 392 Skipped: 5



Answer Choices	Responses	
Yes	78.06%	306
No	21.94%	86
Total		392

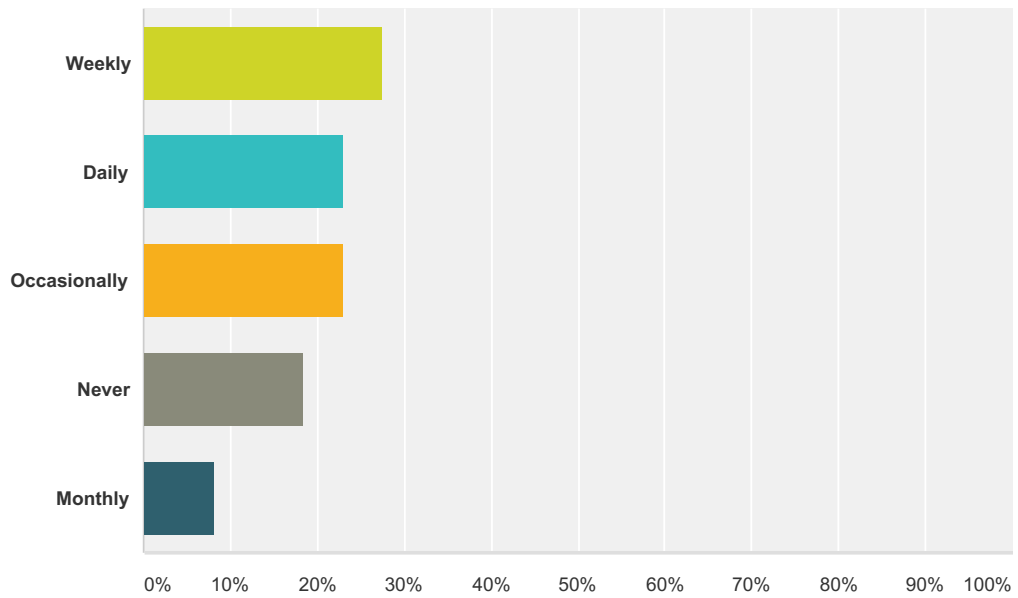
**Q5 What is the first part of your post code?  
(i.e NW10)**

Answered: 289 Skipped: 108

## Wormwood Scrubs Survey

### Q6 How often do you visit Wormwood Scrubs?

Answered: 382 Skipped: 15

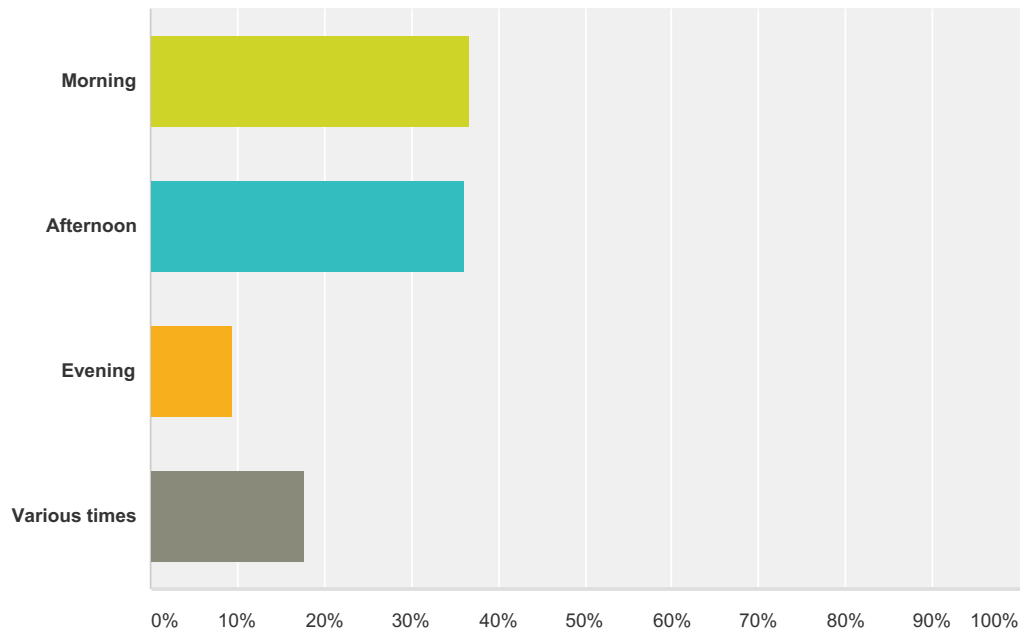


Answer Choices	Responses	
Weekly	27.49%	105
Daily	23.04%	88
Occasionally	23.04%	88
Never	18.32%	70
Monthly	8.12%	31
Total		382

## Wormwood Scrubs Survey

### Q7 What time of day do you visit Wormwood Scrubs?

Answered: 316 Skipped: 81

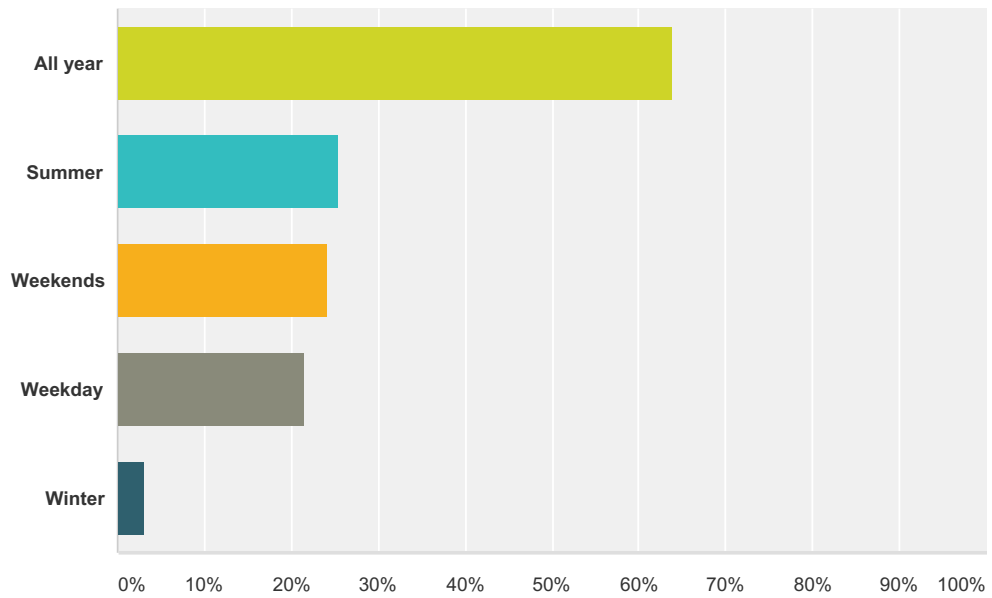


Answer Choices	Responses	
Morning	36.71%	116
Afternoon	36.08%	114
Evening	9.49%	30
Various times	17.72%	56
Total		316

## Wormwood Scrubs Survey

### Q8 When and what time of the year do you prefer to visit Wormwood Scrubs?

Answered: 321 Skipped: 76

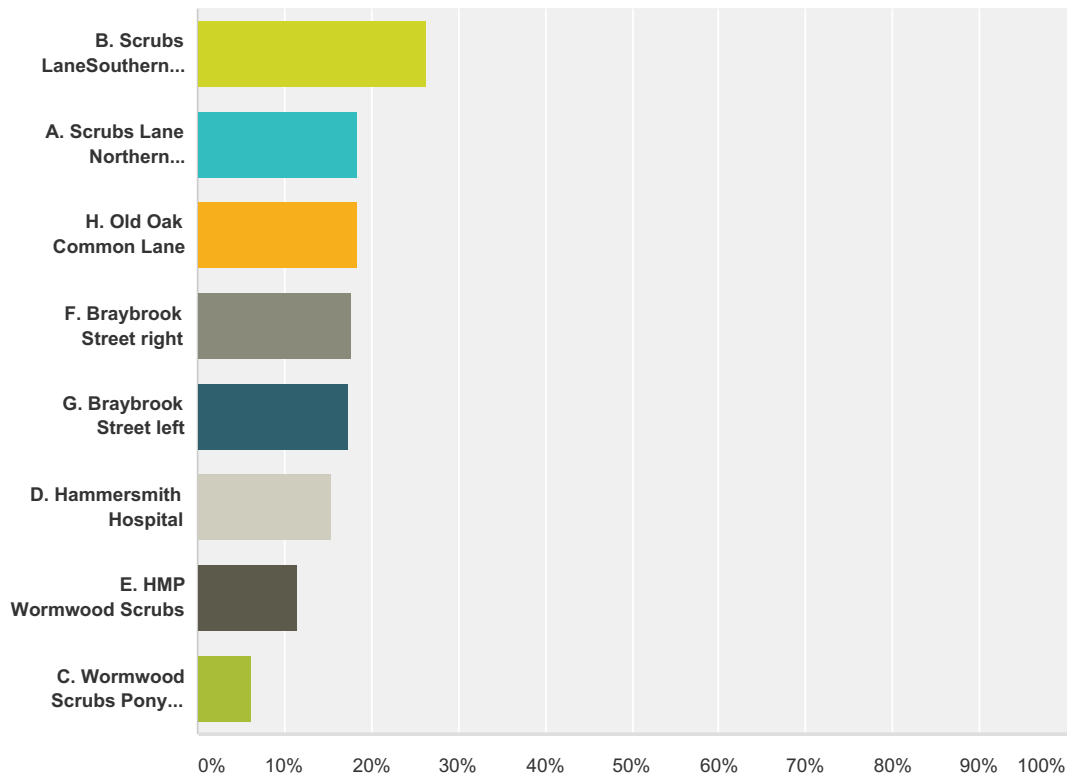


Answer Choices	Responses
All year	63.86% 205
Summer	25.55% 82
Weekends	24.30% 78
Weekday	21.50% 69
Winter	3.12% 10
Total Respondents: 321	

# Wormwood Scrubs Survey

## Q9 Where do you normally enter Wormwood Scrubs?

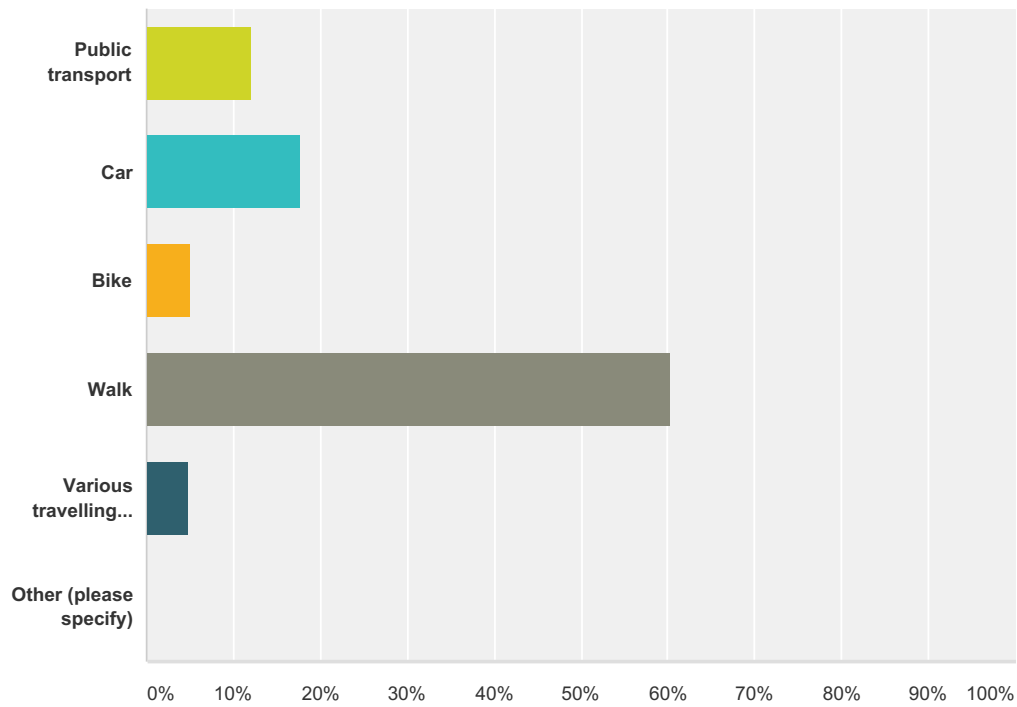
Answered: 305 Skipped: 92



Answer Choices	Responses	
B. Scrubs Lane Southern entrance	26.23%	80
A. Scrubs Lane Northern entrance	18.36%	56
H. Old Oak Common Lane	18.36%	56
F. Braybrook Street right	17.70%	54
G. Braybrook Street left	17.38%	53
D. Hammersmith Hospital	15.41%	47
E. HMP Wormwood Scrubs	11.48%	35
C. Wormwood Scrubs Pony Centre	6.23%	19
Total Respondents: 305		

## Q10 How would you travel to Wormwood Scrubs?

Answered: 337 Skipped: 60



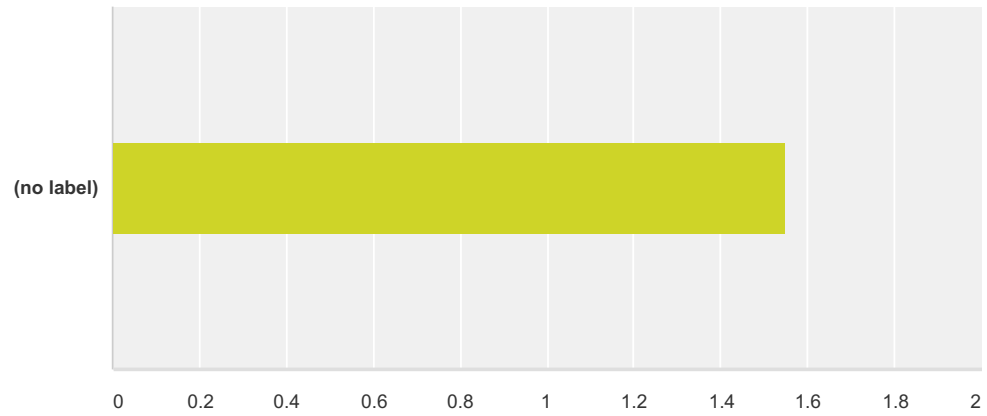
Answer Choices	Responses
Public transport	12.17% 41
Car	17.80% 60
Bike	5.04% 17
Walk	60.24% 203
Various travelling methods	4.75% 16
Other (please specify)	0.00% 0
<b>Total</b>	<b>337</b>



## Wormwood Scrubs Survey

### Q11 How easy is it for you to get to Wormwood Scrubs?

Answered: 340 Skipped: 57

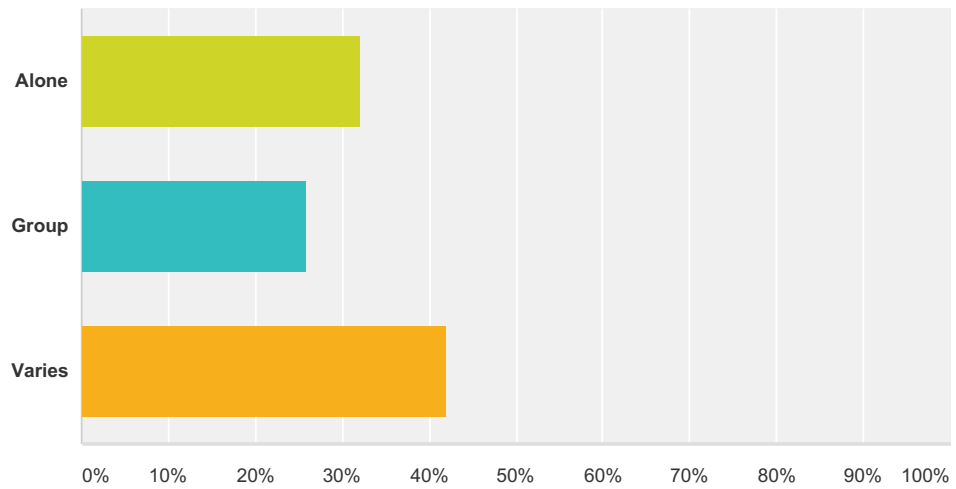


	Very easy	Easy	Difficult	Very difficult	Total	Weighted Average
(no label)	53.24% 181	39.71% 135	6.18% 21	0.88% 3	340	1.55

## Wormwood Scrubs Survey

### Q12 Do you visit Wormwood Scrubs alone or with a group?

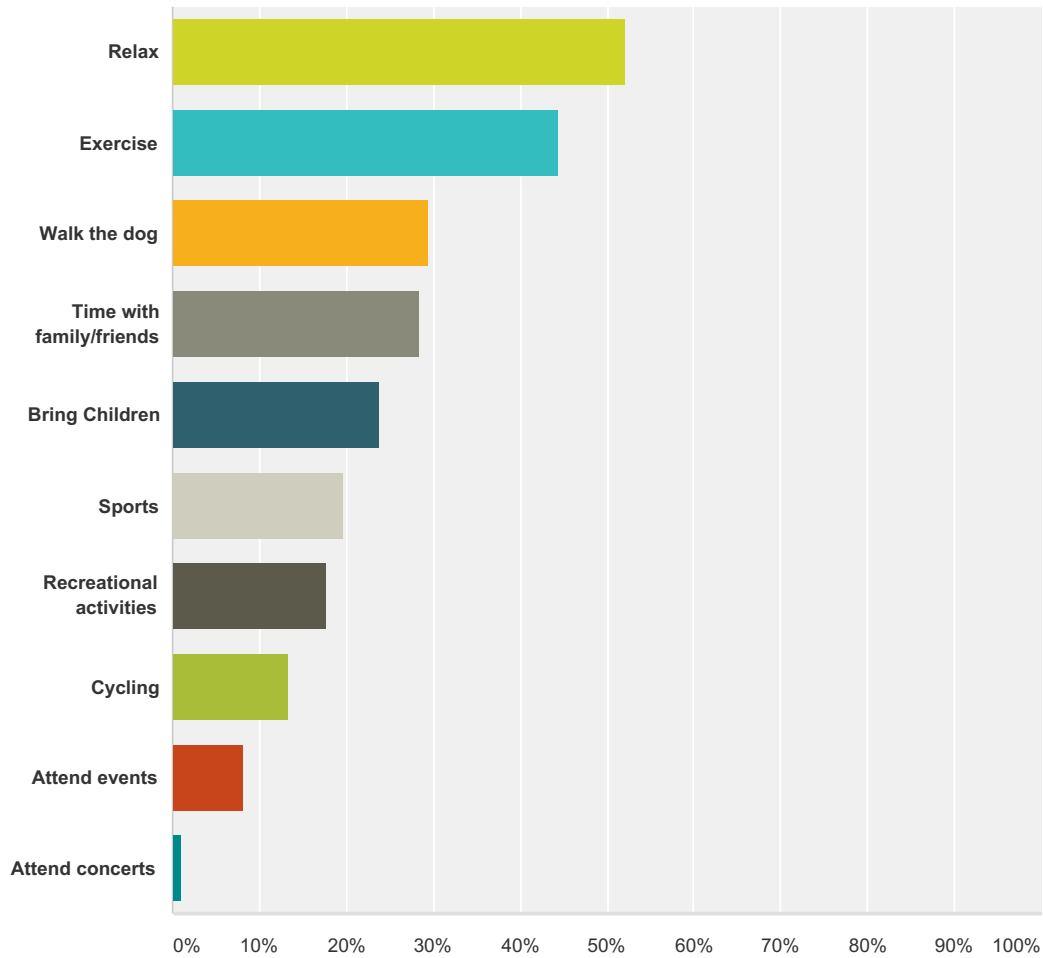
Answered: 324 Skipped: 73



Answer Choices	Responses	
Alone	32.10%	104
Group	25.93%	84
Varies	41.98%	136
Total		324

## Q13 Why do you visit Wormwood Scrubs?

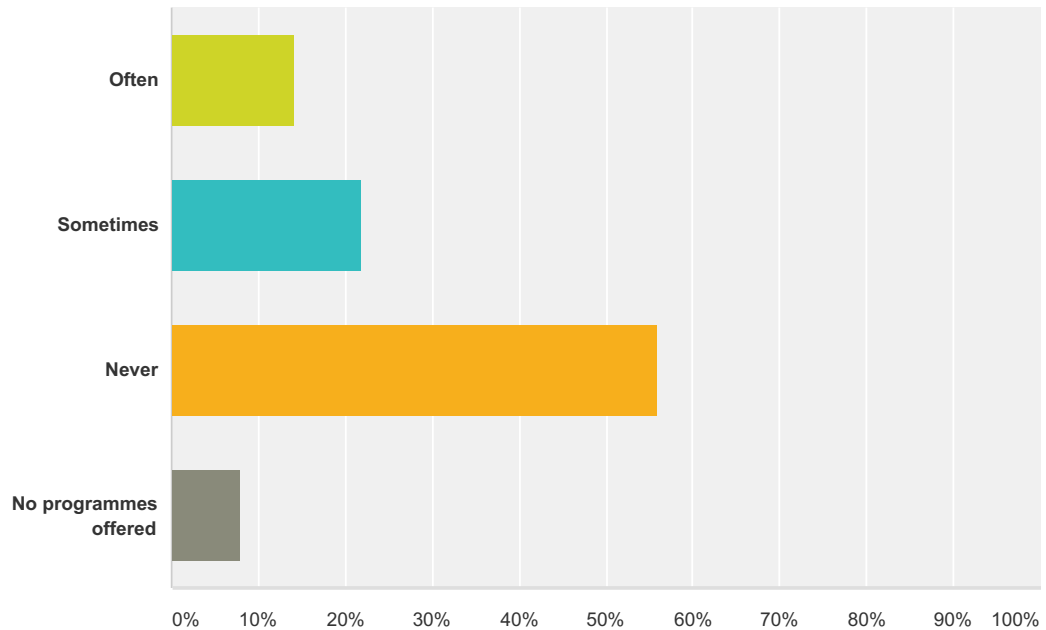
Answered: 306 Skipped: 91



Answer Choices	Responses
Relax	52.29% 160
Exercise	44.44% 136
Walk the dog	29.41% 90
Time with family/friends	28.43% 87
Bring Children	23.86% 73
Sports	19.61% 60
Recreational activities	17.65% 54
Cycling	13.40% 41
Attend events	8.17% 25
Attend concerts	0.98% 3
Total Respondents: 306	

### Q14 Have you or your children ever participated in an event or organised programme in Wormwood Scrubs?

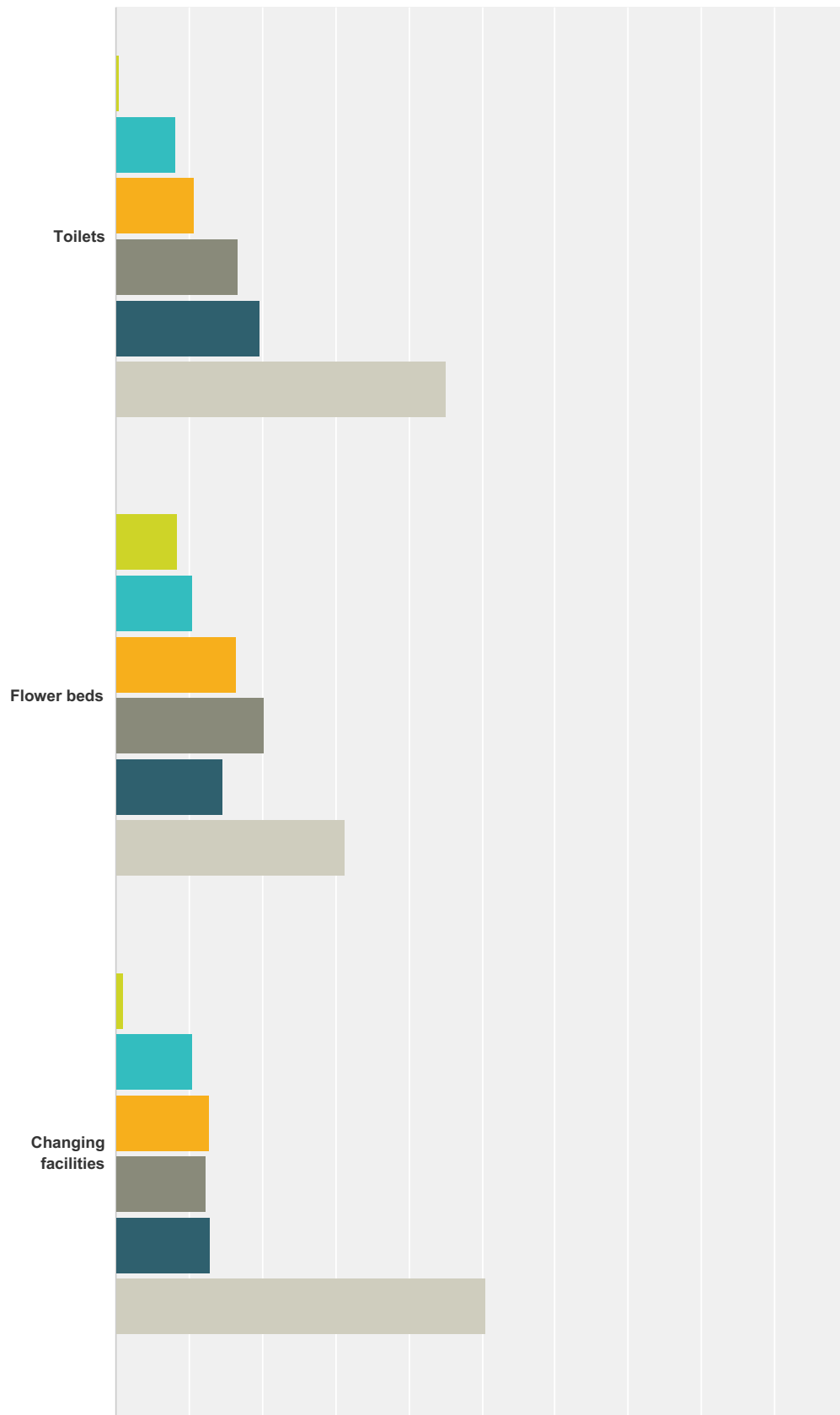
Answered: 324 Skipped: 73



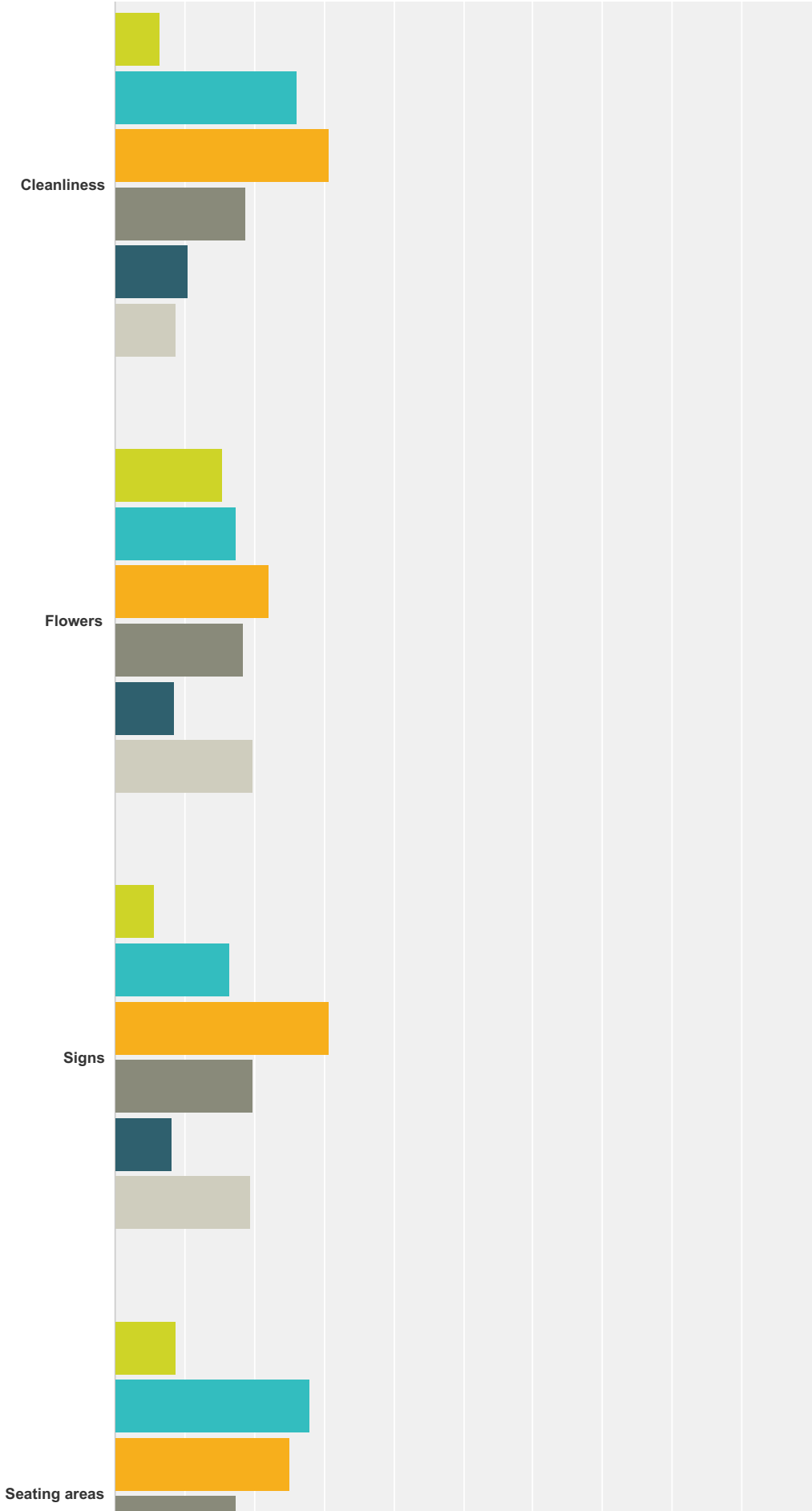
Answer Choices	Responses	
Often	14.20%	46
Sometimes	21.91%	71
Never	55.86%	181
No programmes offered	8.02%	26
<b>Total</b>		<b>324</b>

**Q15 What do you think about the range offacilities in Wormwood Scrubs?**

Answered: 299 Skipped: 98



Wormwood Scrubs Survey



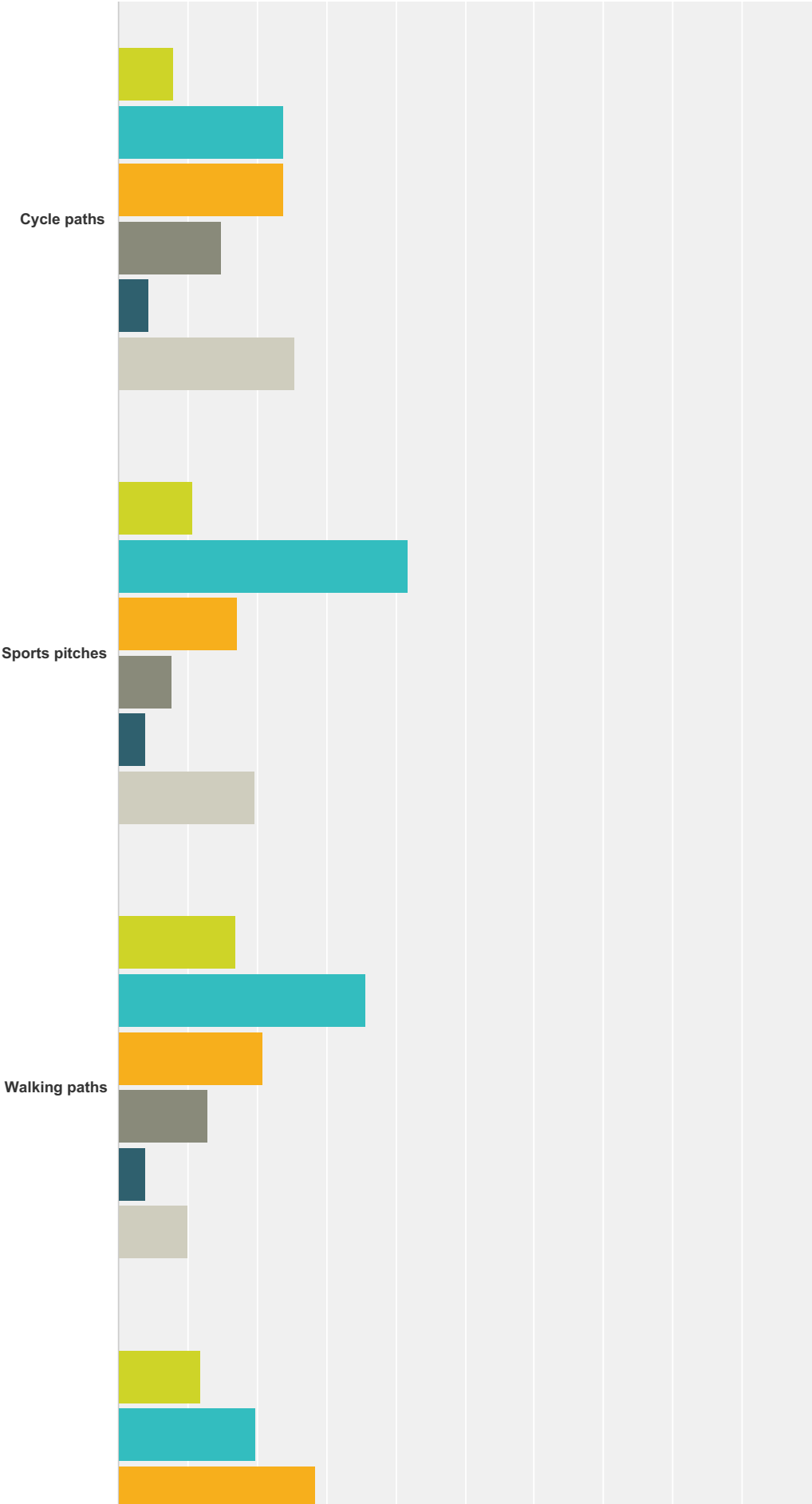
# Wormwood Scrubs Survey

Maintenance

Design and  
appearance

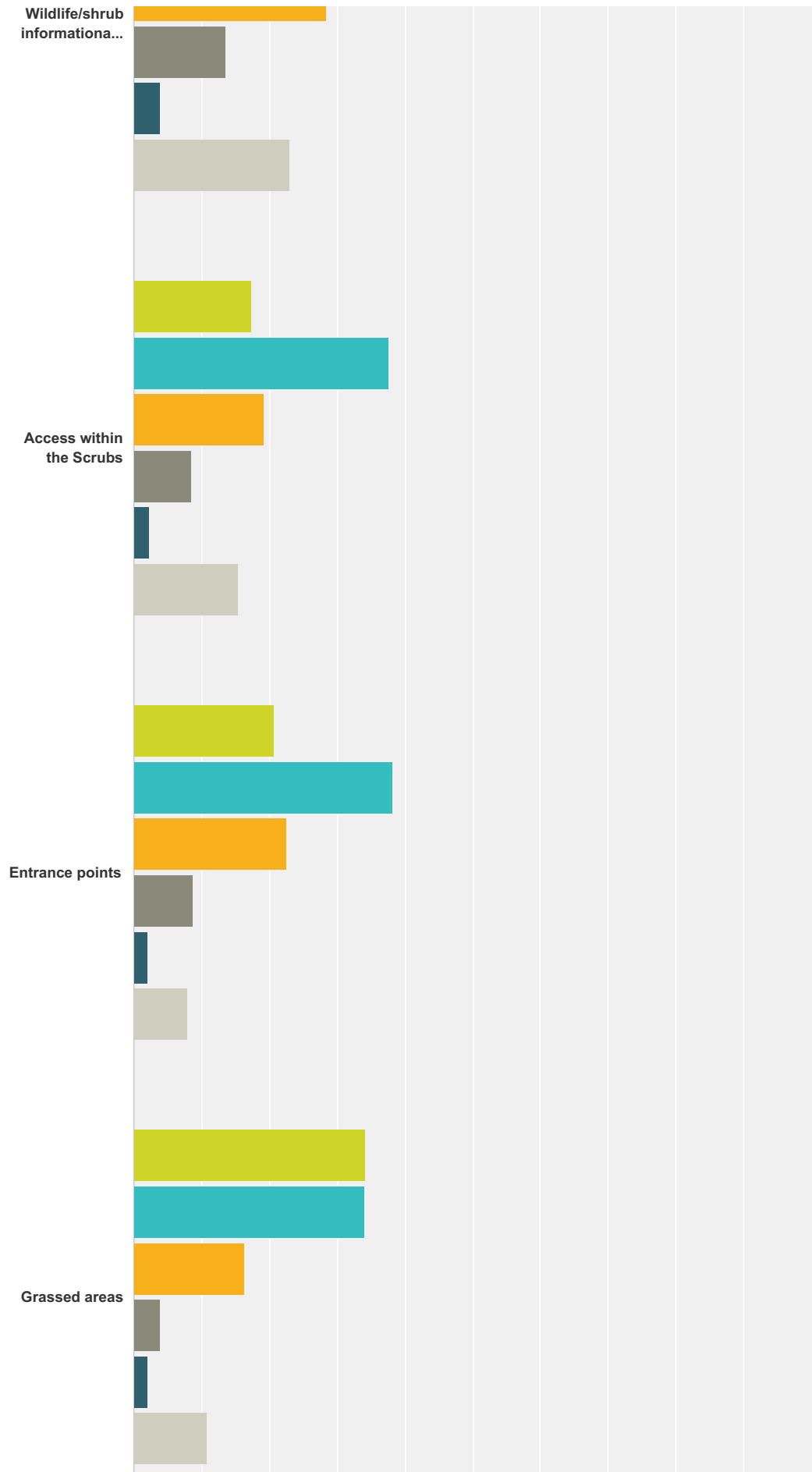
Play facilities

Wormwood Scrubs Survey

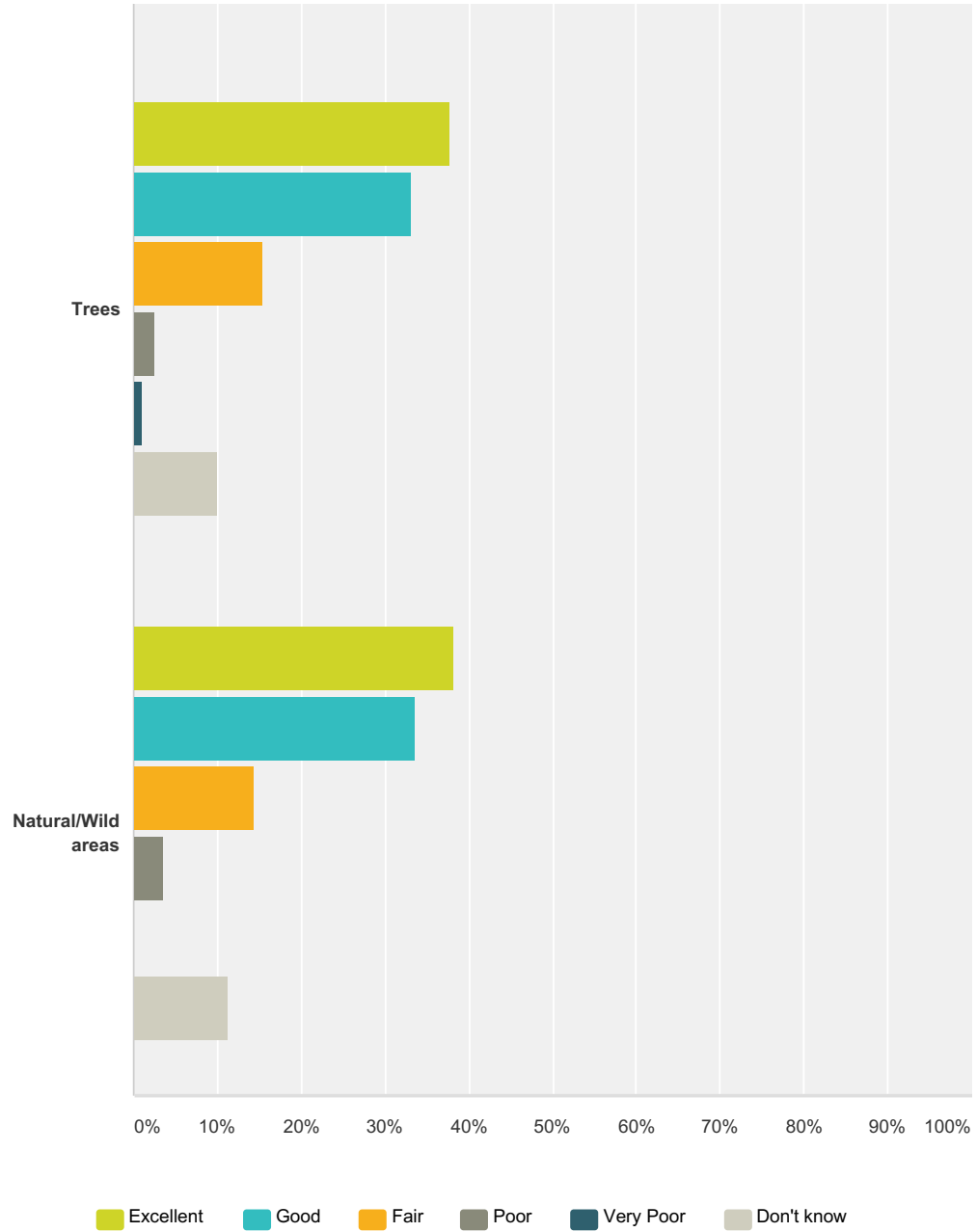




# Wormwood Scrubs Survey



## Wormwood Scrubs Survey



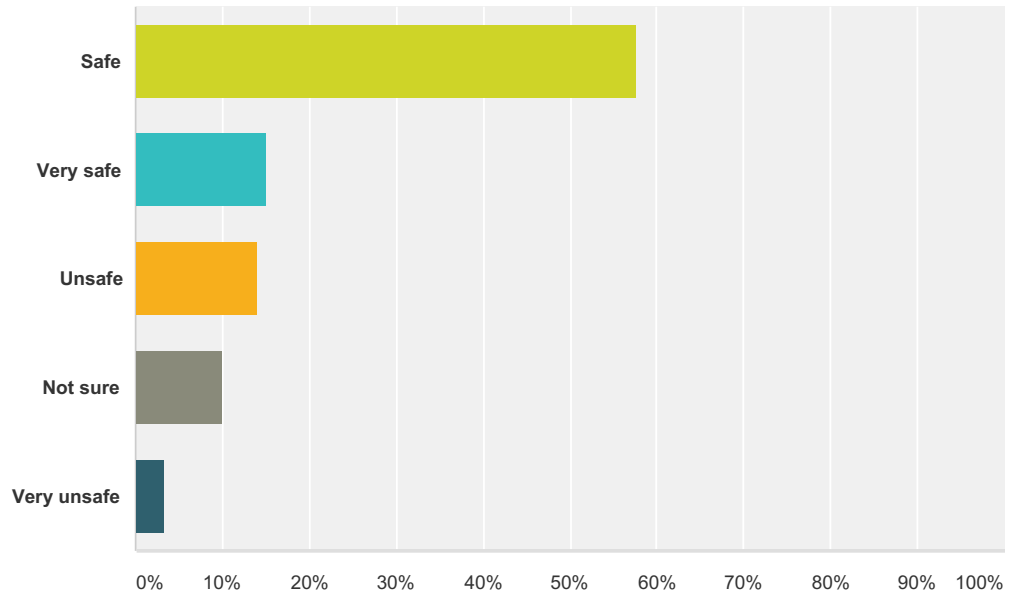
	Excellent	Good	Fair	Poor	Very Poor	Don't know	Total Respondents
Toilets	0.37% 1	8.12% 22	10.70% 29	16.61% 45	19.56% 53	45.02% 122	271
Flower beds	8.43% 22	10.34% 27	16.48% 43	20.31% 53	14.56% 38	31.42% 82	261
Changing facilities	1.12% 3	10.41% 28	12.64% 34	12.27% 33	13.01% 35	50.56% 136	269
Cleanliness	6.50% 18	25.99% 72	30.69% 85	18.77% 52	10.47% 29	8.66% 24	277
Flowers	15.50% 42	17.34% 47	22.14% 60	18.45% 50	8.49% 23	19.93% 54	271
Signs	5.60% 15	16.42% 44	30.60% 82	19.78% 53	8.21% 22	19.40% 52	268

## Wormwood Scrubs Survey

Seating areas	<b>8.86%</b> 24	<b>28.04%</b> 76	<b>25.09%</b> 68	<b>17.34%</b> 47	<b>7.75%</b> 21	<b>13.65%</b> 37	271
Maintenance	<b>7.27%</b> 20	<b>30.91%</b> 85	<b>25.09%</b> 69	<b>16.73%</b> 46	<b>7.64%</b> 21	<b>12.73%</b> 35	275
Design and appearance	<b>17.52%</b> 48	<b>28.47%</b> 78	<b>23.36%</b> 64	<b>13.14%</b> 36	<b>7.30%</b> 20	<b>10.58%</b> 29	274
Play facilities	<b>9.75%</b> 27	<b>33.57%</b> 93	<b>16.61%</b> 46	<b>9.39%</b> 26	<b>4.69%</b> 13	<b>25.99%</b> 72	277
Cycle paths	<b>7.84%</b> 21	<b>23.88%</b> 64	<b>23.88%</b> 64	<b>14.93%</b> 40	<b>4.48%</b> 12	<b>25.37%</b> 68	268
Sports pitches	<b>10.55%</b> 29	<b>41.82%</b> 115	<b>17.09%</b> 47	<b>7.64%</b> 21	<b>4.00%</b> 11	<b>19.64%</b> 54	275
Walking paths	<b>16.97%</b> 47	<b>35.74%</b> 99	<b>20.94%</b> 58	<b>13.00%</b> 36	<b>3.97%</b> 11	<b>10.11%</b> 28	277
Wildlife/shrub informational board	<b>11.81%</b> 32	<b>19.93%</b> 54	<b>28.41%</b> 77	<b>13.65%</b> 37	<b>4.06%</b> 11	<b>22.88%</b> 62	271
Access within the Scrubs	<b>17.34%</b> 47	<b>37.64%</b> 102	<b>19.19%</b> 52	<b>8.49%</b> 23	<b>2.21%</b> 6	<b>15.50%</b> 42	271
Entrance points	<b>20.73%</b> 57	<b>38.18%</b> 105	<b>22.55%</b> 62	<b>8.73%</b> 24	<b>2.18%</b> 6	<b>8.00%</b> 22	275
Grassed areas	<b>34.30%</b> 95	<b>33.94%</b> 94	<b>16.25%</b> 45	<b>3.97%</b> 11	<b>2.17%</b> 6	<b>10.83%</b> 30	277
Trees	<b>37.77%</b> 105	<b>33.09%</b> 92	<b>15.47%</b> 43	<b>2.52%</b> 7	<b>1.08%</b> 3	<b>10.07%</b> 28	278
Natural/Wild areas	<b>38.11%</b> 109	<b>33.57%</b> 96	<b>14.34%</b> 41	<b>3.50%</b> 10	<b>0.00%</b> 0	<b>11.19%</b> 32	286

## Q16 Do you feel safe in Wormwood Scrubs?

Answered: 337 Skipped: 60



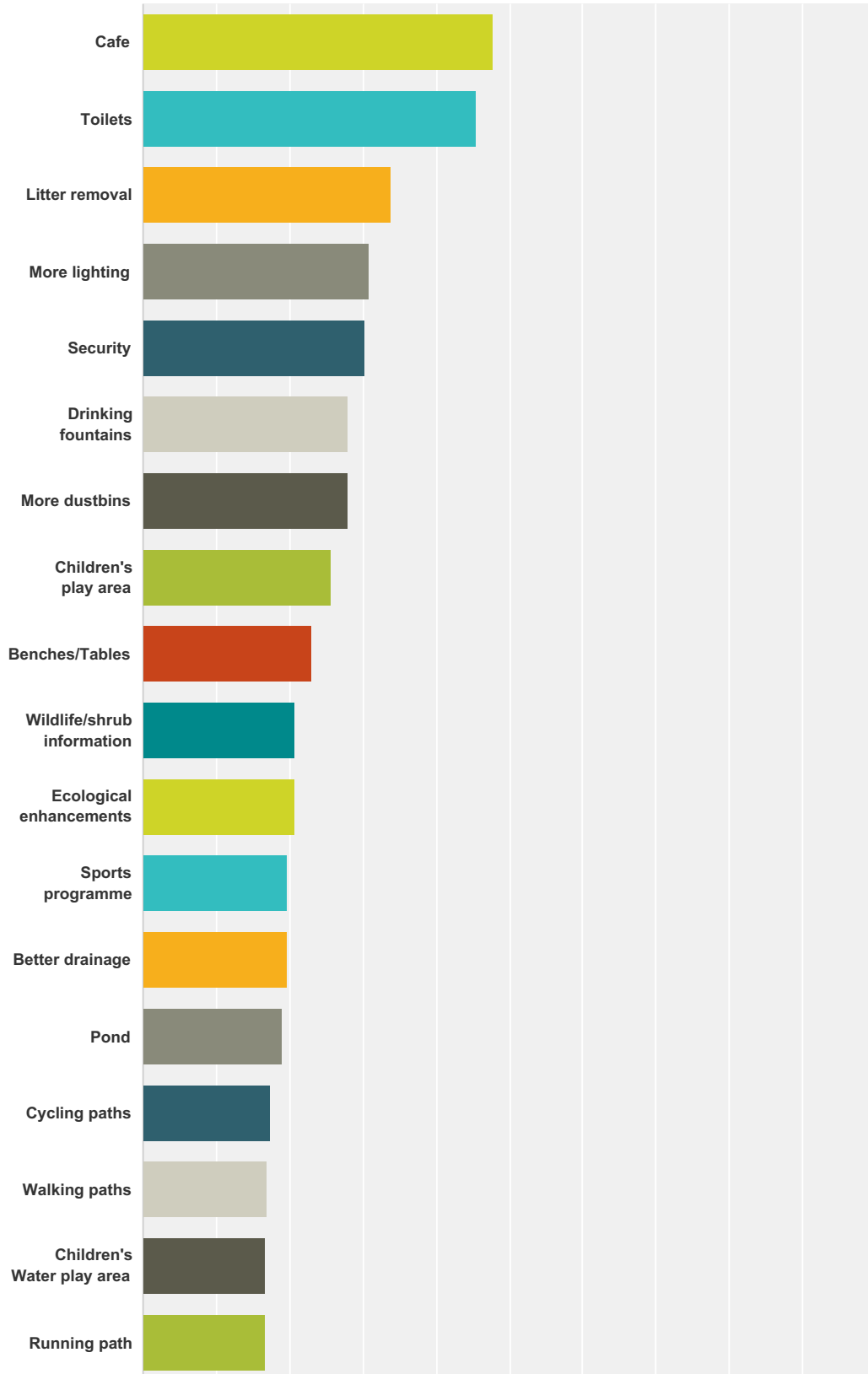
Answer Choices	Responses
Safe	57.57% 194
Very safe	15.13% 51
Unsafe	13.95% 47
Not sure	10.09% 34
Very unsafe	3.26% 11
Total	337

**Q17 If you think it needs it, where and how  
do you think safety could be improved?**

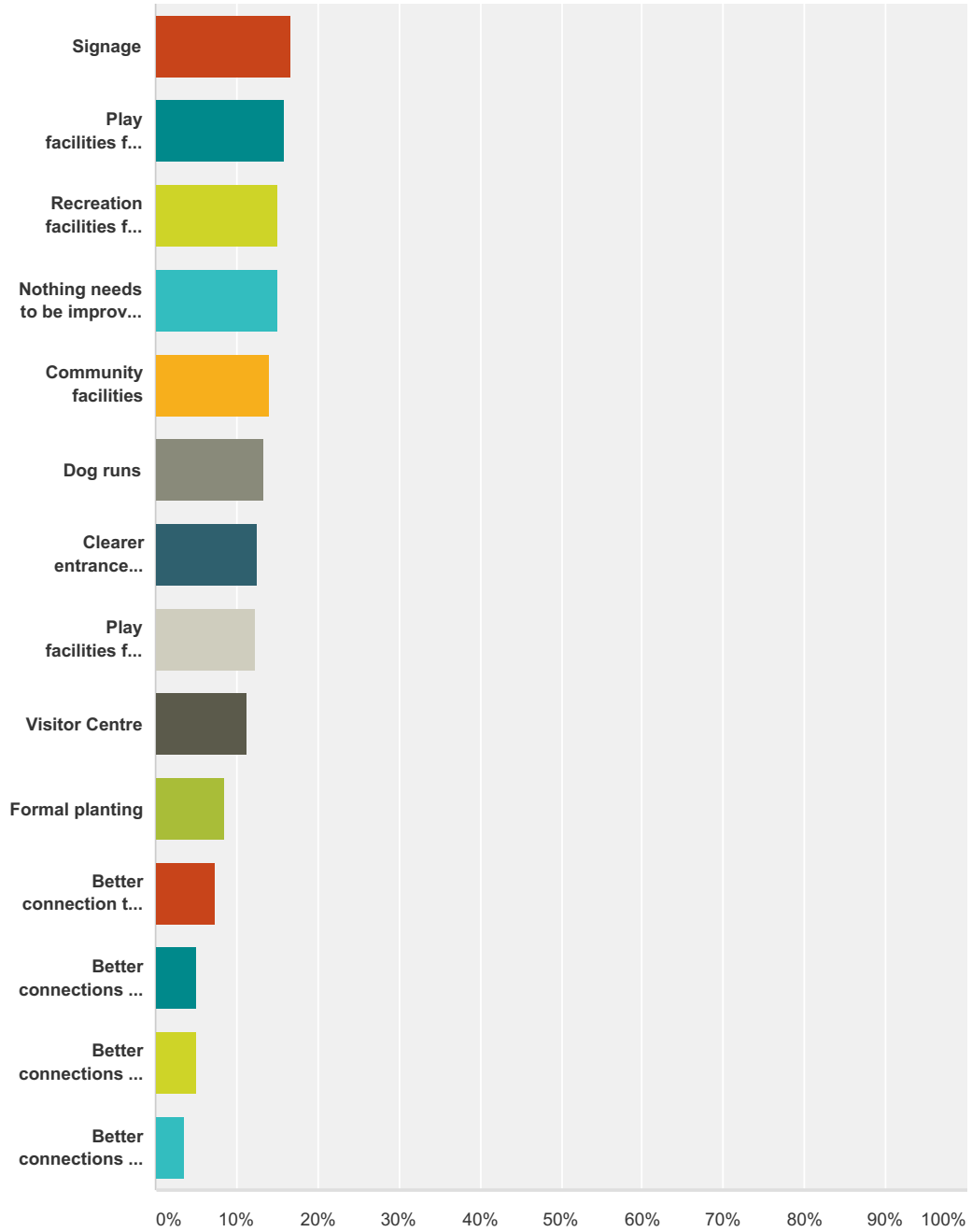
Answered: 140 Skipped: 257

**Q18 From the following list, what new or improved facilities you would like to see at the Wormwood Scrubs?**

Answered: 373 Skipped: 24



## Wormwood Scrubs Survey



Answer Choices	Responses	
Cafe	47.72%	178
Toilets	45.58%	170
Litter removal	33.78%	126
More lighting	30.83%	115
Security	30.29%	113
Drinking fountains	27.88%	104
More dustbins	27.88%	104

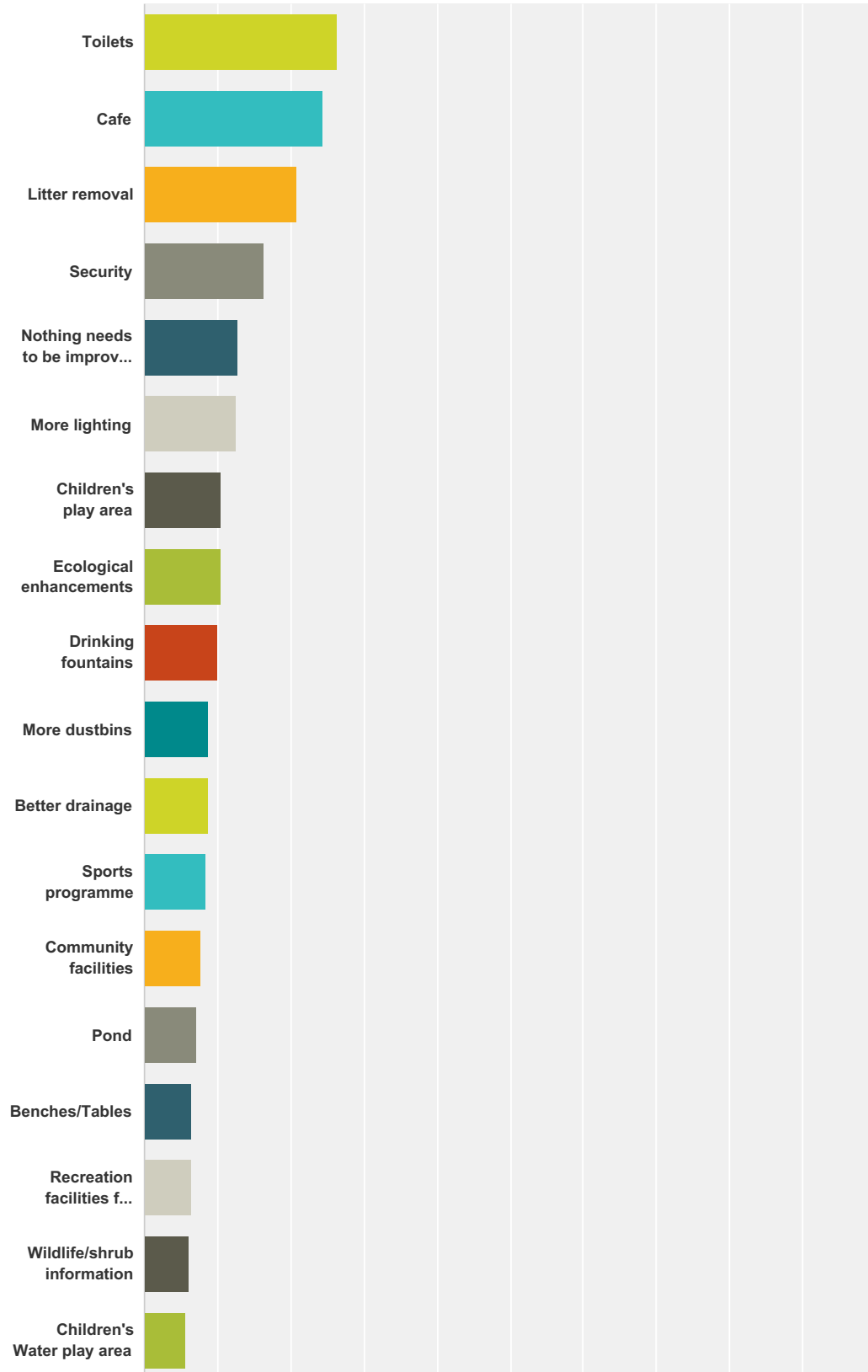
## Wormwood Scrubs Survey

Children's play area	25.74%	96
Benches/Tables	23.06%	86
Wildlife/shrub information	20.64%	77
Ecological enhancements	20.64%	77
Sports programme	19.57%	73
Better drainage	19.57%	73
Pond	19.03%	71
Cycling paths	17.43%	65
Walking paths	16.89%	63
Children's Water play area	16.62%	62
Running path	16.62%	62
Signage	16.62%	62
Play facilities for 6-12 year olds	15.82%	59
Recreation facilities for teenagers	15.01%	56
Nothing needs to be improved or changed	15.01%	56
Community facilities	13.94%	52
Dog runs	13.40%	50
Clearer entrance locations	12.60%	47
Play facilities for under 5's	12.33%	46
Visitor Centre	11.26%	42
Formal planting	8.58%	32
Better connection to North of the Park	7.24%	27
Better connections to South of the Park	5.09%	19
Better connections to the east of the Park	5.09%	19
Better connections to west of the Park	3.49%	13
<b>Total Respondents: 373</b>		

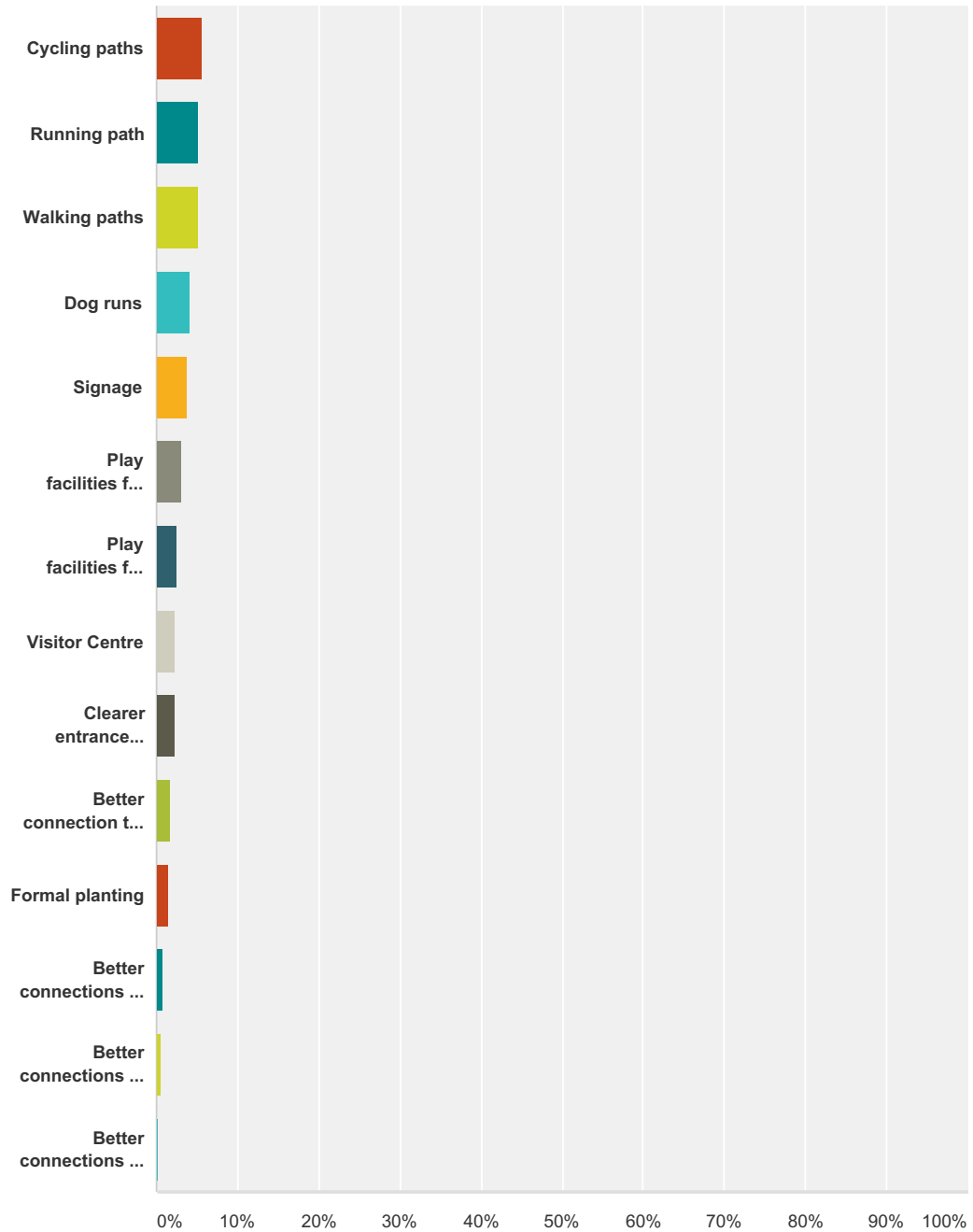


**Q19 From your previous answer, please now select which THREE new or improved facilities you would most like?**

Answered: 351 Skipped: 46



## Wormwood Scrubs Survey



Answer Choices	Responses	
Toilets	26.21%	92
Cafe	24.50%	86
Litter removal	20.80%	73
Security	16.24%	57
Nothing needs to be improved or changed	12.82%	45
More lighting	12.54%	44
Children's play area	10.54%	37

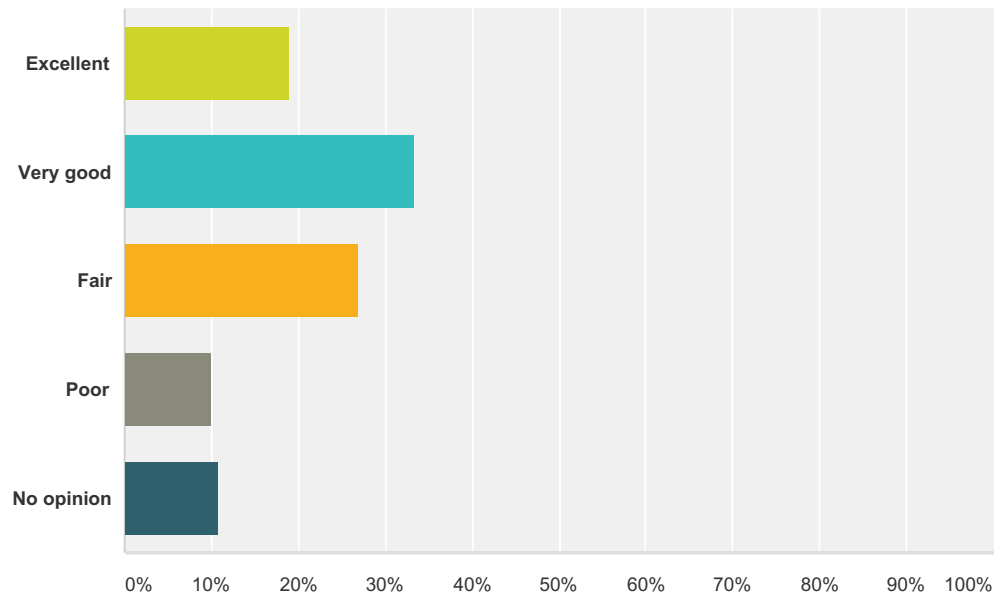
## Wormwood Scrubs Survey

Ecological enhancements	10.54%	37
Drinking fountains	9.97%	35
More dustbins	8.83%	31
Better drainage	8.83%	31
Sports programme	8.26%	29
Community facilities	7.69%	27
Pond	7.12%	25
Benches/Tables	6.55%	23
Recreation facilities for teenagers	6.55%	23
Wildlife/shrub information	5.98%	21
Children's Water play area	5.70%	20
Cycling paths	5.70%	20
Running path	5.13%	18
Walking paths	5.13%	18
Dog runs	4.27%	15
Signage	3.70%	13
Play facilities for 6-12 year olds	3.13%	11
Play facilities for under 5's	2.56%	9
Visitor Centre	2.28%	8
Clearer entrance locations	2.28%	8
Better connection to North of the Park	1.71%	6
Formal planting	1.42%	5
Better connections to the east of the Park	0.85%	3
Better connections to South of the Park	0.57%	2
Better connections to west of the Park	0.28%	1
<b>Total Respondents: 351</b>		

## Wormwood Scrubs Survey

### Q20 What is your overall opinion of Wormwood Scrubs?

Answered: 342 Skipped: 55

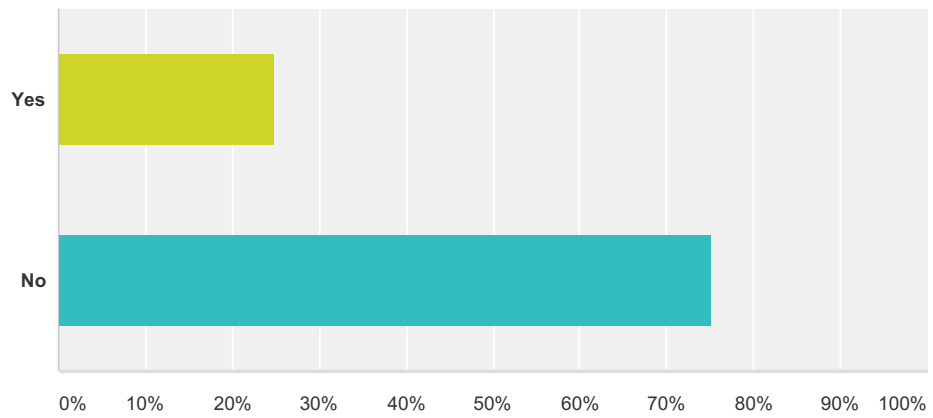


Answer Choices	Responses	
Excellent	19.01%	65
Very good	33.33%	114
Fair	26.90%	92
Poor	9.94%	34
No opinion	10.82%	37
Total		342

## Wormwood Scrubs Survey

### Q21 Haveyou everused the Old Oak Community Centre?

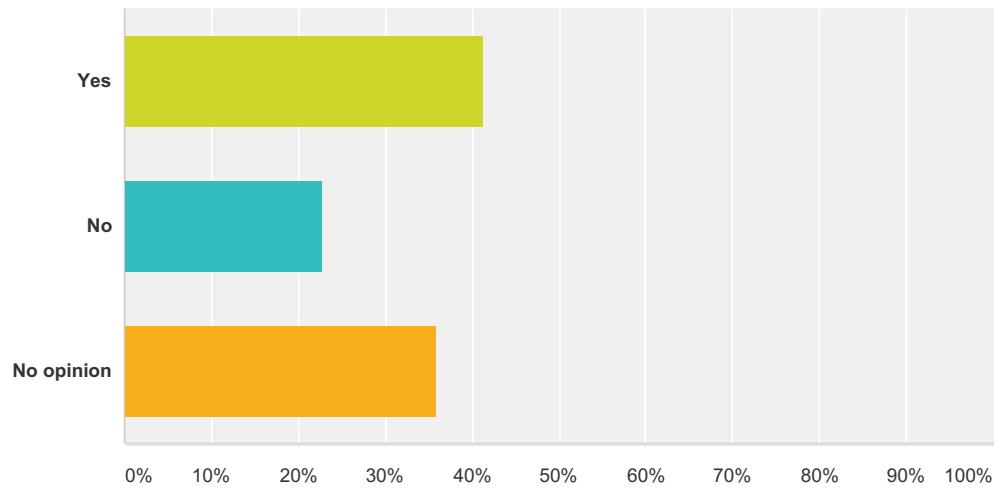
Answered: 359 Skipped: 38



Answer Choices	Responses	
Yes	24.79%	89
No	75.21%	270
Total		359

## Q22 Are you happy with the facilities in community centre?

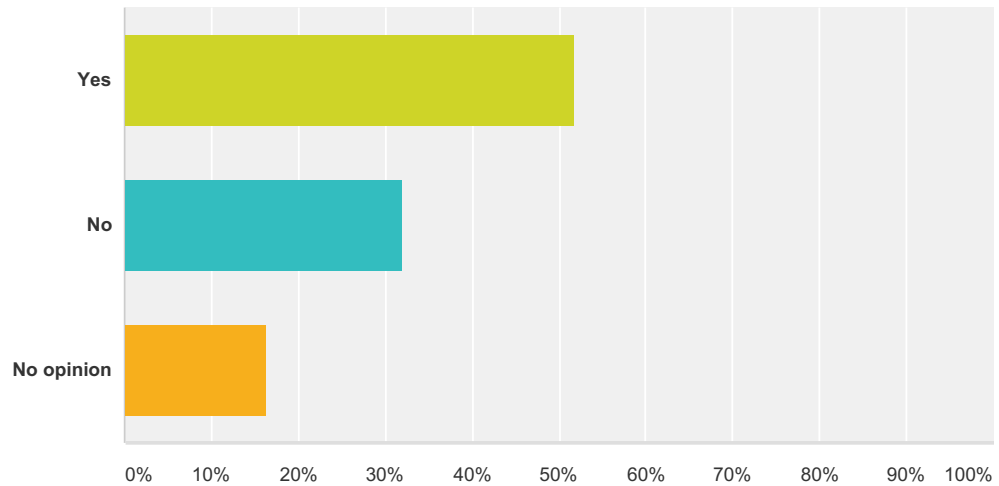
Answered: 198 Skipped: 199



Answer Choices	Responses	
Yes	41.41%	82
No	22.73%	45
No opinion	35.86%	71
<b>Total</b>		<b>198</b>

**Q23 Do you think it would be good to have a cycle lane which can be connected to the community centre?**

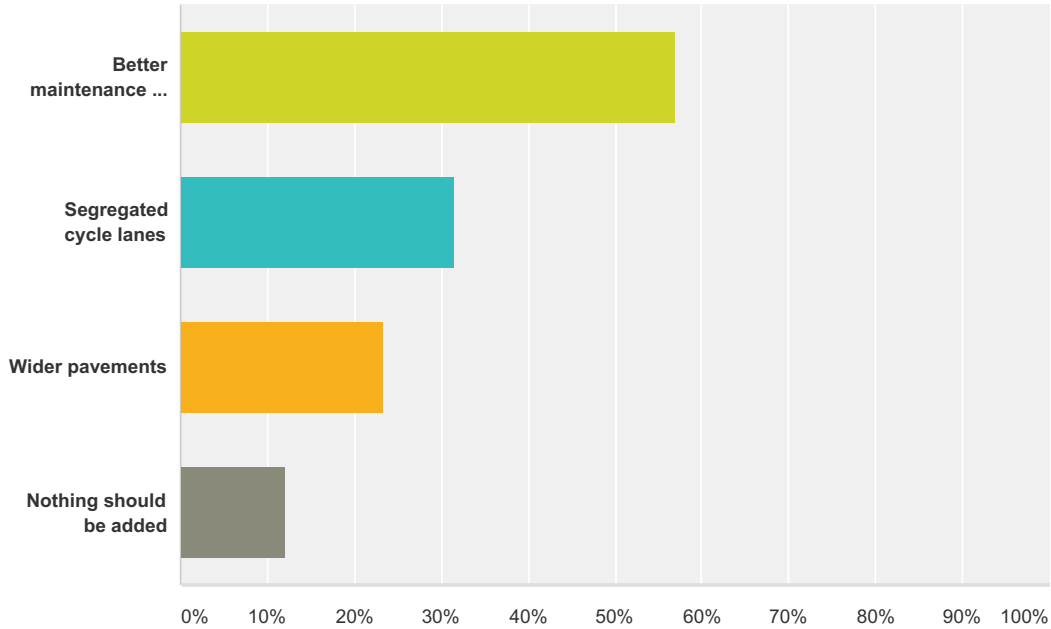
Answered: 313 Skipped: 84



Answer Choices	Responses	
Yes	51.76%	162
No	31.95%	100
No opinion	16.29%	51
<b>Total</b>		<b>313</b>

## Q24 Which of the following would you like to see added to Scrubs Lane on the eastern edge of Wormwood Scrubs?

Answered: 295 Skipped: 102

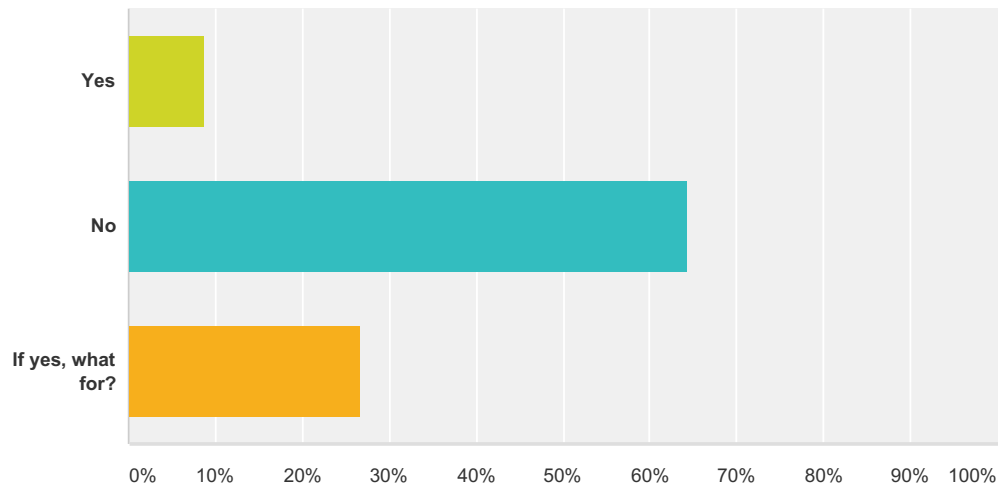


Answer Choices	Responses	
Better maintenance of the edges around the park	56.95%	168
Segregated cycle lanes	31.53%	93
Wider pavements	23.39%	69
Nothing should be added	12.20%	36
Total Respondents: 295		



## Q25 Have you ever used the Linford Christie Stadium?

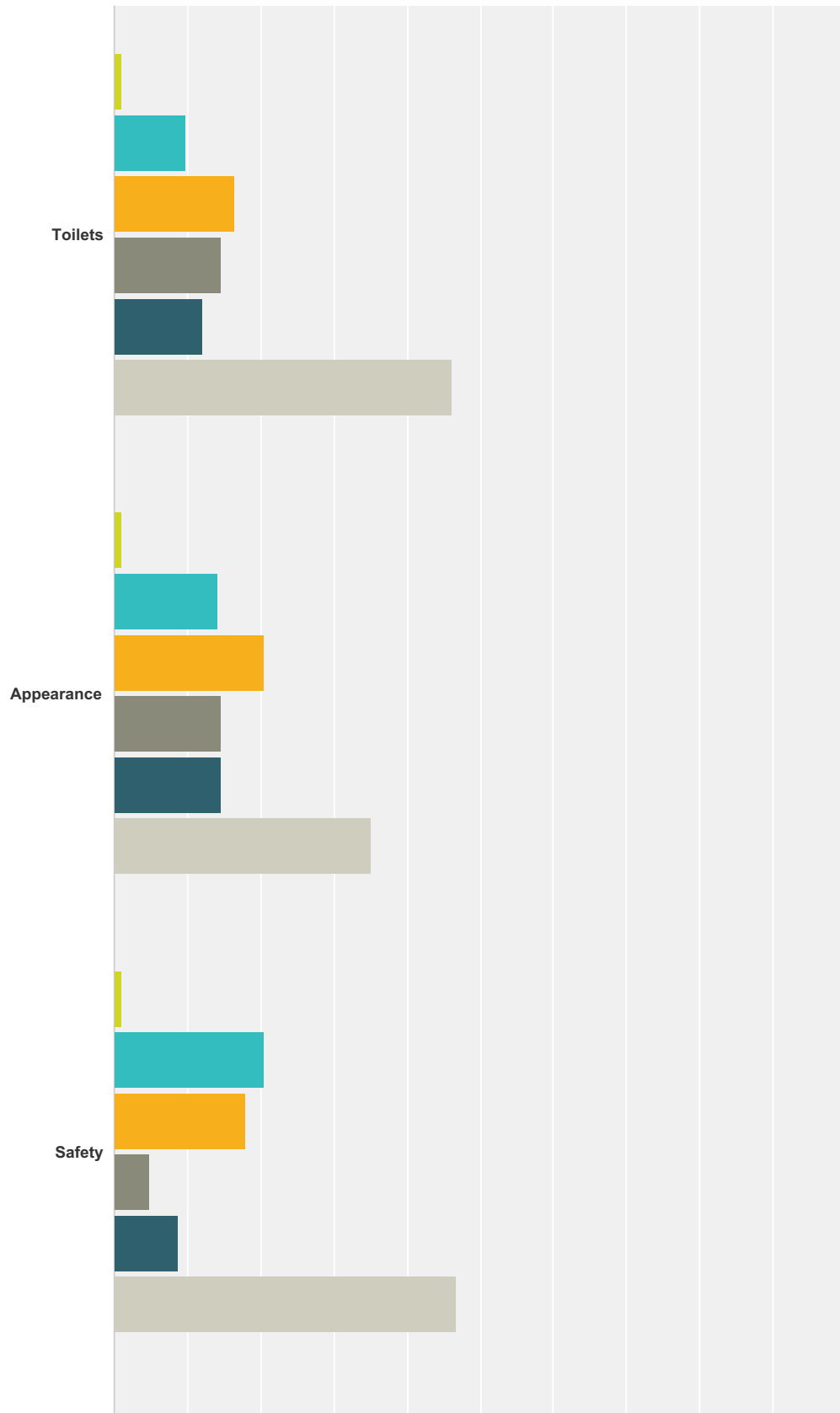
Answered: 351 Skipped: 46



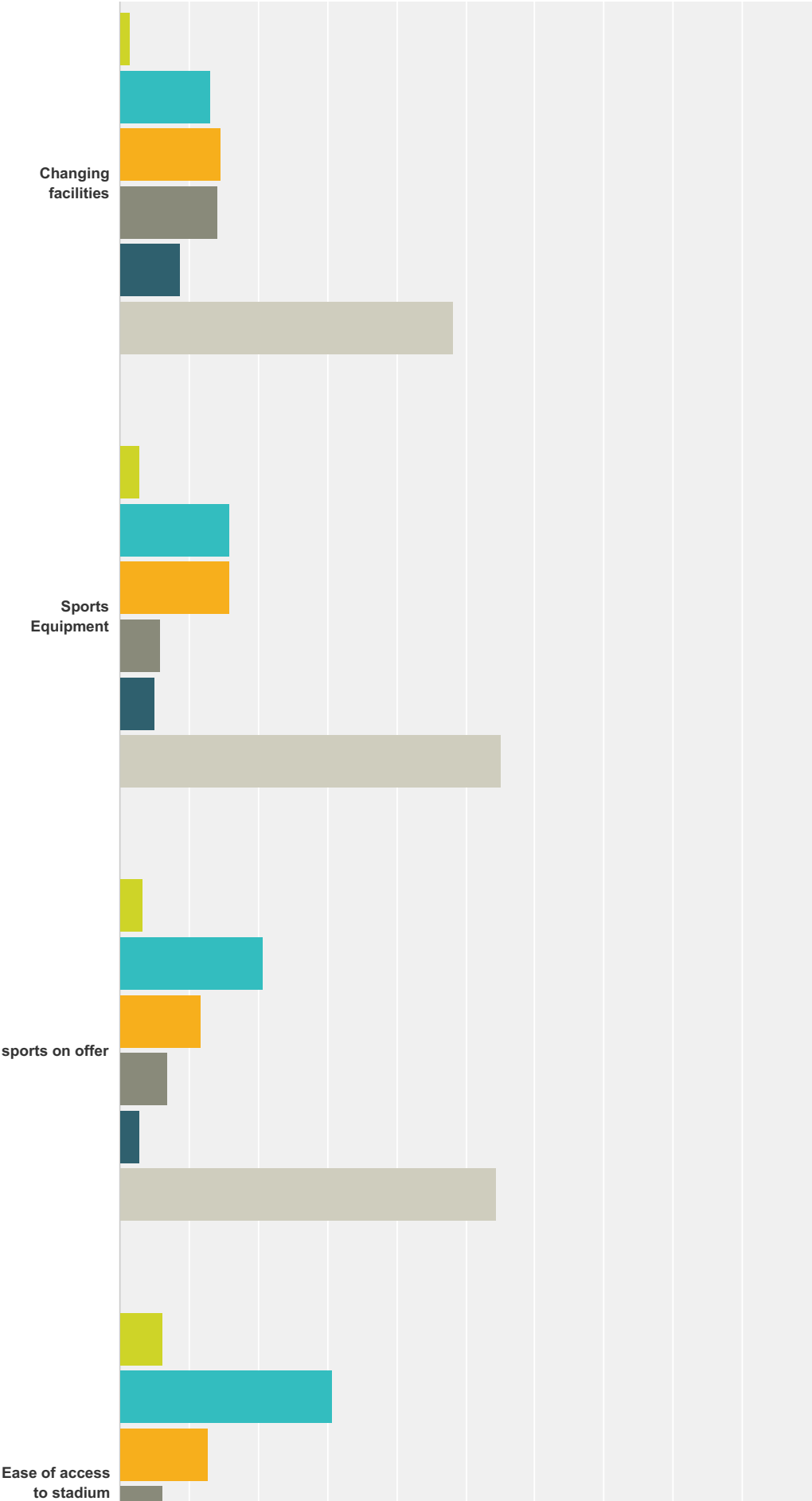
Answer Choices	Responses
Yes	8.83% 31
No	64.39% 226
If yes, what for?	26.78% 94
<b>Total</b>	<b>351</b>

**Q26 How would you rate the following at the Linford Christie Stadium?**

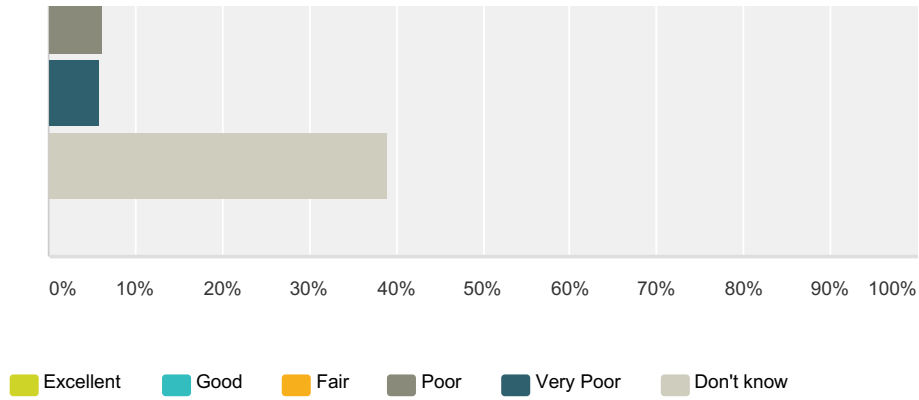
Answered: 211 Skipped: 186



Wormwood Scrubs Survey








## Wormwood Scrubs Survey



	Excellent	Good	Fair	Poor	Very Poor	Don't know	Total Respondents
Toilets	0.97% 2	9.71% 20	16.50% 34	14.56% 30	12.14% 25	46.12% 95	206
Appearance	0.98% 2	14.15% 29	20.49% 42	14.63% 30	14.63% 30	35.12% 72	205
Safety	0.98% 2	20.49% 42	18.05% 37	4.88% 10	8.78% 18	46.83% 96	205
Changing facilities	1.46% 3	13.17% 27	14.63% 30	14.15% 29	8.78% 18	48.29% 99	205
Sports Equipment	2.96% 6	15.76% 32	15.76% 32	5.91% 12	4.93% 10	55.17% 112	203
sports on offer	3.43% 7	20.59% 42	11.76% 24	6.86% 14	2.94% 6	54.41% 111	204
Ease of access to stadium	6.34% 13	30.73% 63	12.68% 26	6.34% 13	5.85% 12	39.02% 80	205

**OPDC**  
OLD OAK AND  
PARK ROYAL  
DEVELOPMENT  
CORPORATION

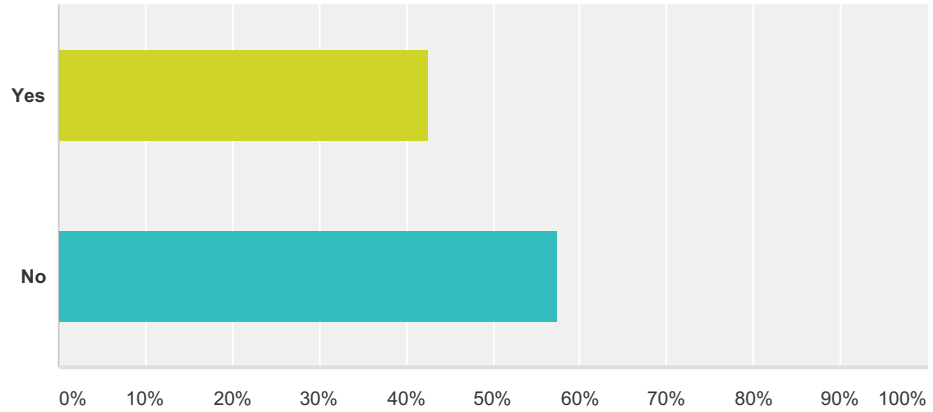
 @OldOakParkRoyal  
 facebook.com/OldOakParkRoyal  
 info@opdc.london.gov.uk  
 020 7983 5732  
 london.gov.uk/opdc

**MAYOR OF LONDON**

## Wormwood Scrubs Survey

### Q1 Have you heard of the Old Oak and Park Royal Development Corporation (OPDC) before the introduction to this survey?

Answered: 389 Skipped: 8

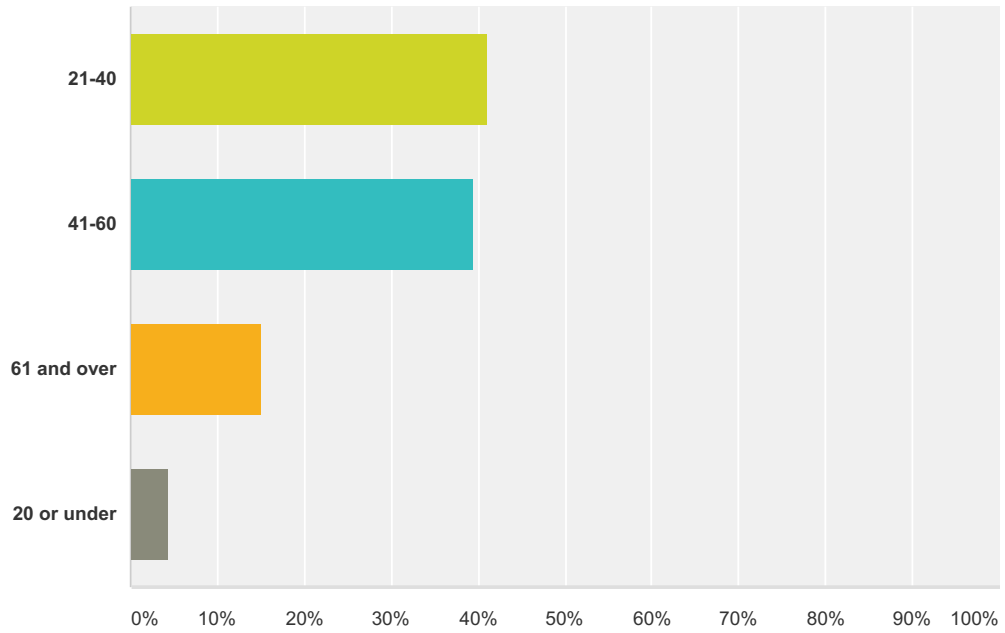


Answer Choices	Responses	
Yes	42.67%	166
No	57.33%	223
Total		389

## Wormwood Scrubs Survey

### Q2 What is your age range?

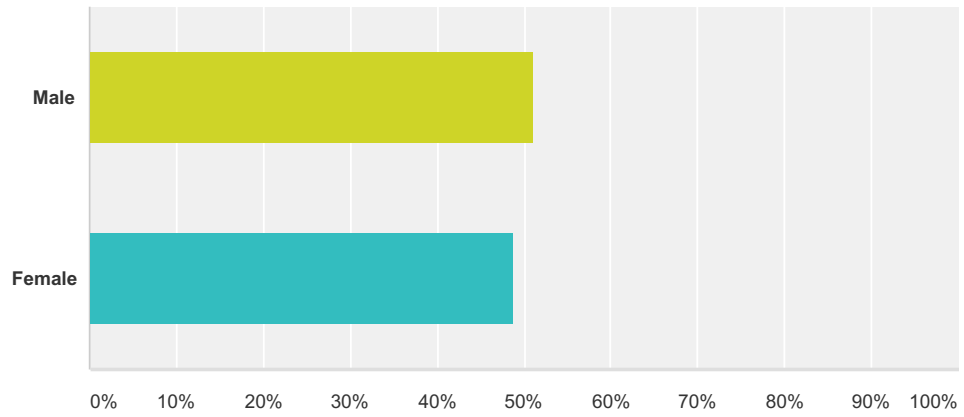
Answered: 391 Skipped: 6



Answer Choices	Responses	
21-40	41.18%	161
41-60	39.39%	154
61 and over	15.09%	59
20 or under	4.35%	17
Total		391

### Q3 What is your gender?

Answered: 391 Skipped: 6



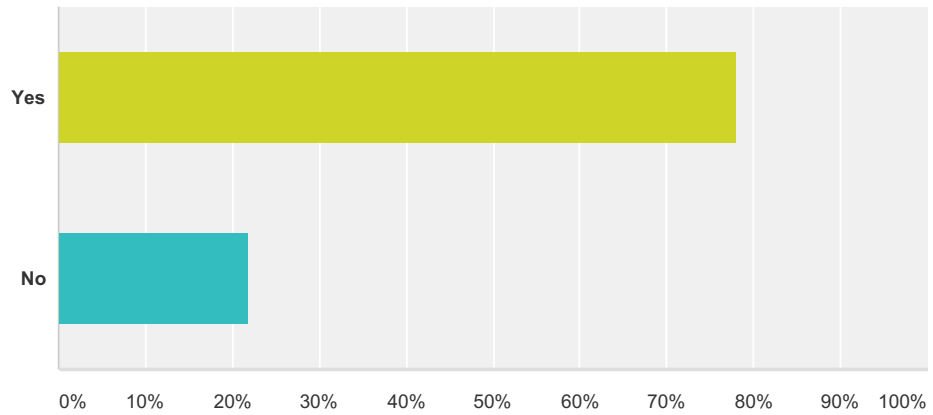
Answer Choices	Responses	
Male	51.15%	200
Female	48.85%	191
Total		391



## Wormwood Scrubs Survey

### Q4 Are you a local resident?

Answered: 392 Skipped: 5



Answer Choices	Responses	
Yes	78.06%	306
No	21.94%	86
Total		392

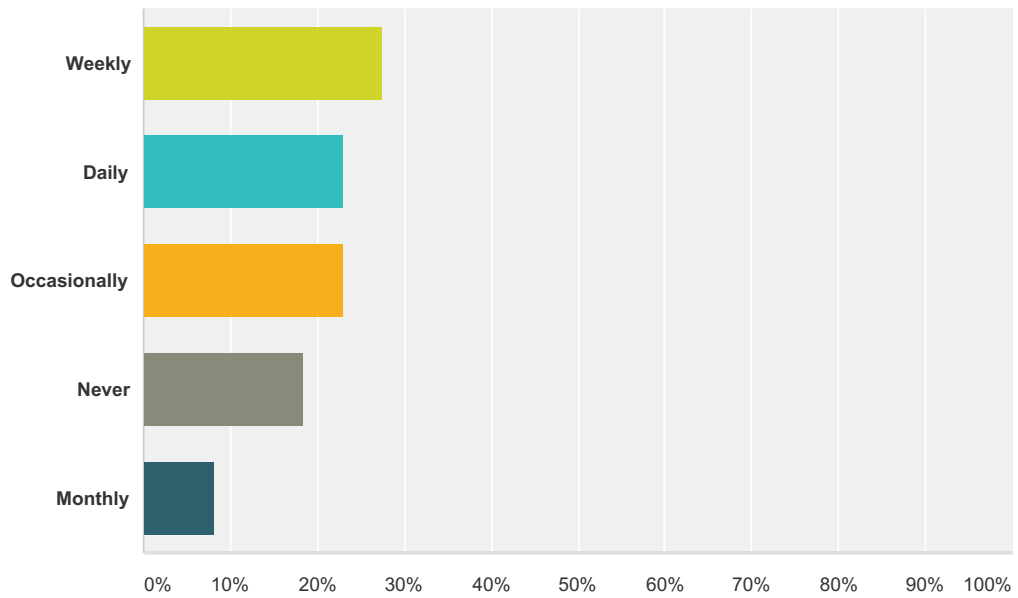
**Q5 What is the first part of your post code?  
(i.e NW10)**

Answered: 289 Skipped: 108

## Wormwood Scrubs Survey

### Q6 How often do you visit Wormwood Scrubs?

Answered: 382 Skipped: 15

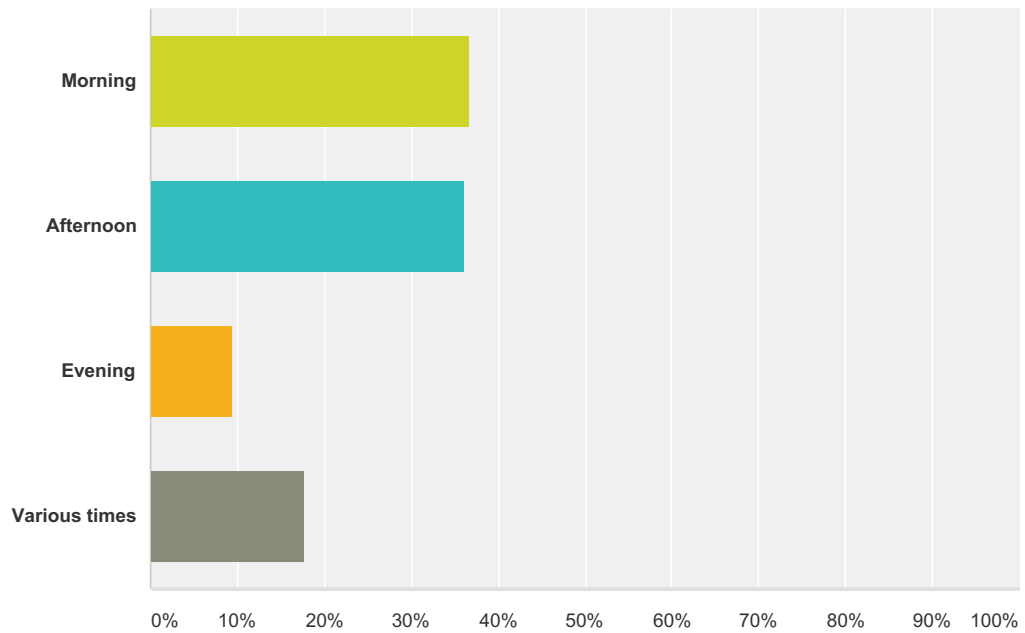


Answer Choices	Responses	
Weekly	27.49%	105
Daily	23.04%	88
Occasionally	23.04%	88
Never	18.32%	70
Monthly	8.12%	31
Total		382

## Wormwood Scrubs Survey

### Q7 What time of day do you visit Wormwood Scrubs?

Answered: 316 Skipped: 81

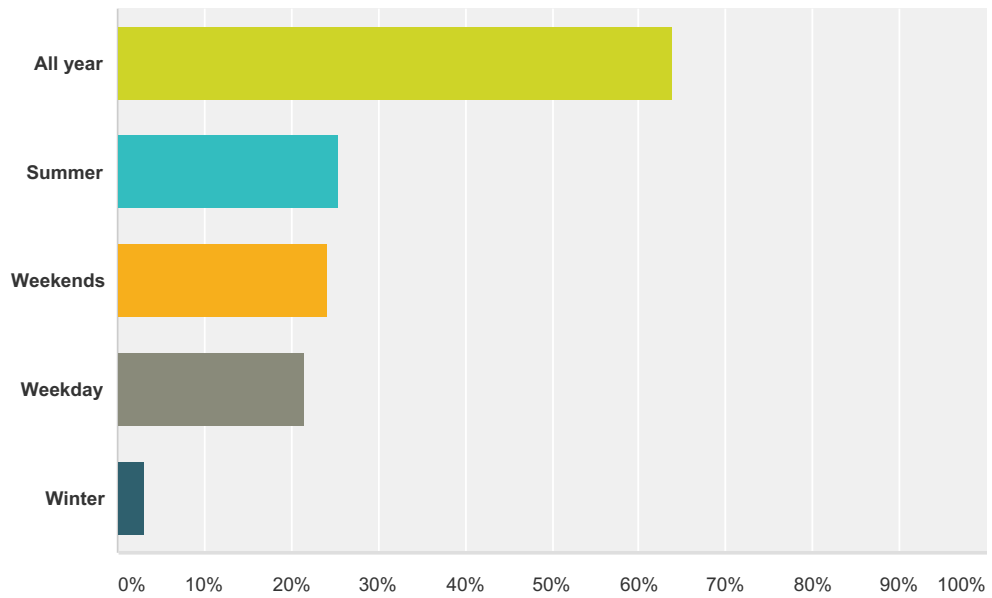


Answer Choices	Responses	
Morning	36.71%	116
Afternoon	36.08%	114
Evening	9.49%	30
Various times	17.72%	56
Total		316

## Wormwood Scrubs Survey

### Q8 When and what time of the year do you prefer to visit Wormwood Scrubs?

Answered: 321 Skipped: 76

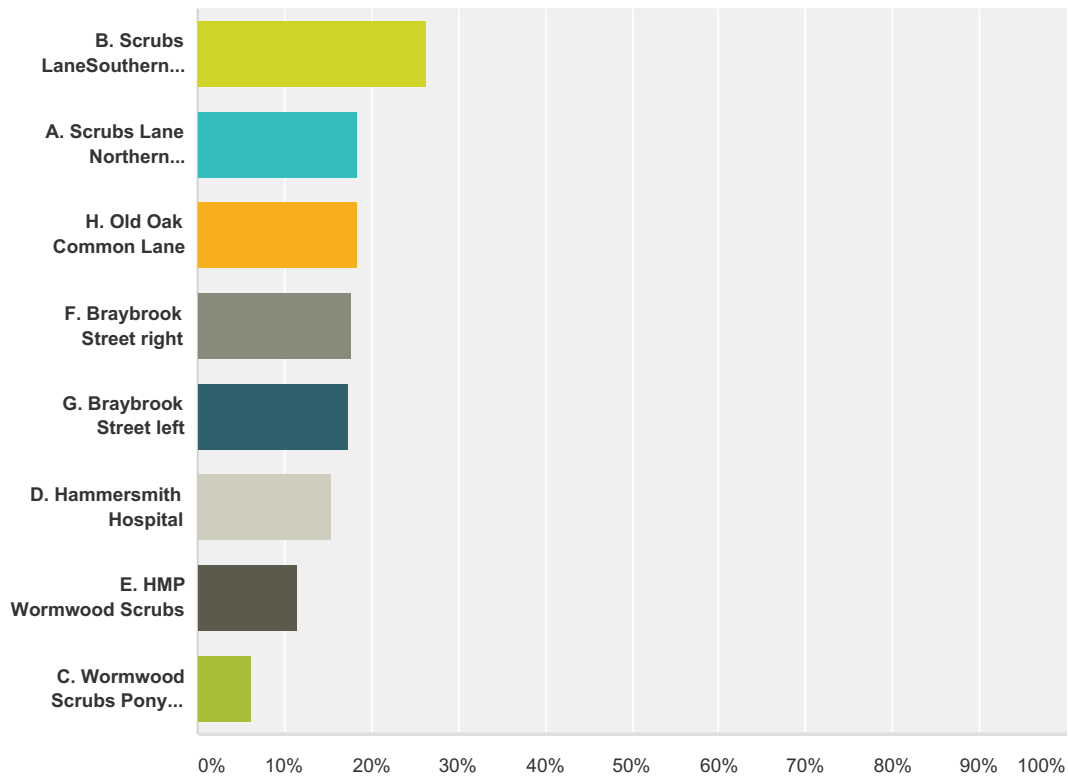


Answer Choices	Responses	
All year	63.86%	205
Summer	25.55%	82
Weekends	24.30%	78
Weekday	21.50%	69
Winter	3.12%	10
Total Respondents: 321		

# Wormwood Scrubs Survey

## Q9 Where do you normally enter Wormwood Scrubs?

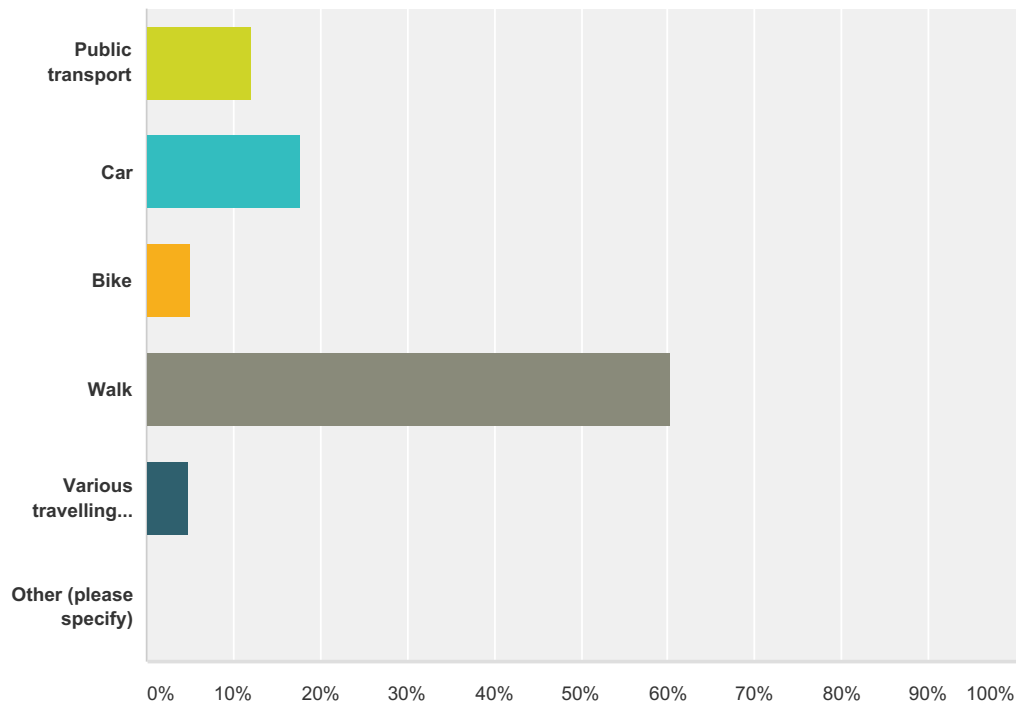
Answered: 305 Skipped: 92



Answer Choices	Responses	
B. Scrubs Lane Southern entrance	26.23%	80
A. Scrubs Lane Northern entrance	18.36%	56
H. Old Oak Common Lane	18.36%	56
F. Braybrook Street right	17.70%	54
G. Braybrook Street left	17.38%	53
D. Hammersmith Hospital	15.41%	47
E. HMP Wormwood Scrubs	11.48%	35
C. Wormwood Scrubs Pony Centre	6.23%	19
Total Respondents: 305		

## Q10 How would you travel to Wormwood Scrubs?

Answered: 337 Skipped: 60

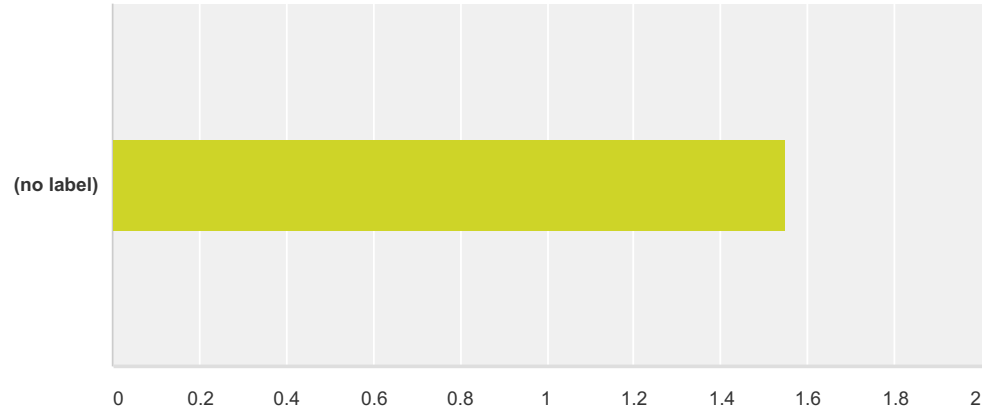


Answer Choices	Responses
Public transport	12.17% 41
Car	17.80% 60
Bike	5.04% 17
Walk	60.24% 203
Various travelling methods	4.75% 16
Other (please specify)	0.00% 0
<b>Total</b>	<b>337</b>

# Wormwood Scrubs Survey

## Q11 How easy is it for you to get to Wormwood Scrubs?

Answered: 340 Skipped: 57



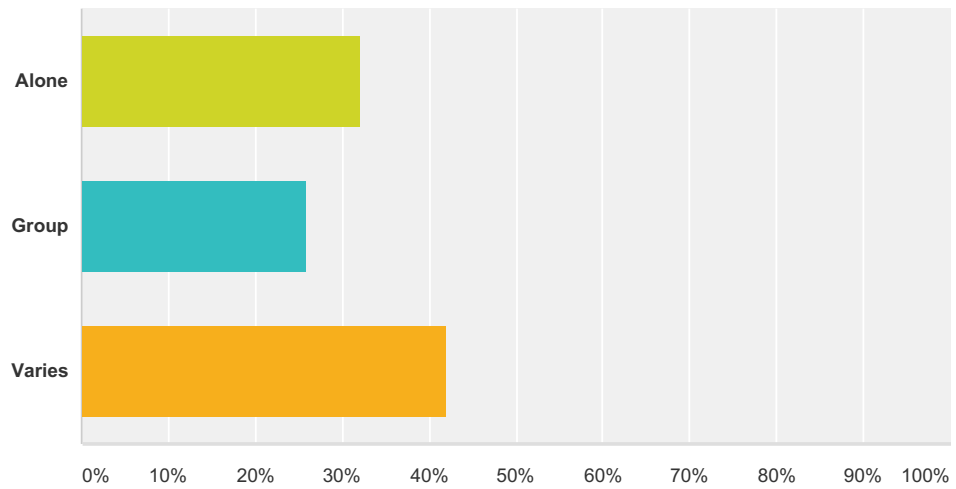
	Very easy	Easy	Difficult	Very difficult	Total	Weighted Average
(no label)	53.24% 181	39.71% 135	6.18% 21	0.88% 3	340	1.55



## Wormwood Scrubs Survey

### Q12 Do you visit Wormwood Scrubs alone or with a group?

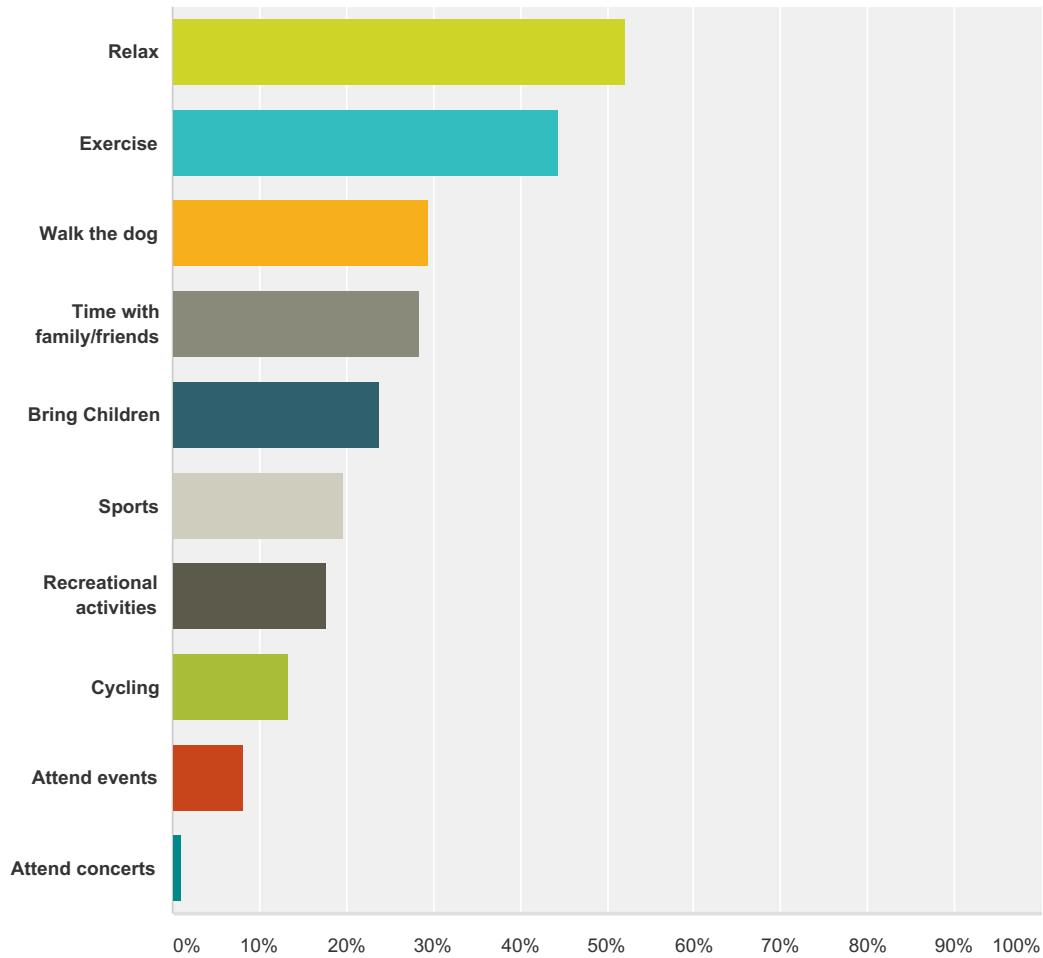
Answered: 324 Skipped: 73



Answer Choices	Responses	
Alone	32.10%	104
Group	25.93%	84
Varies	41.98%	136
Total		324

## Q13 Why do you visit Wormwood Scrubs?

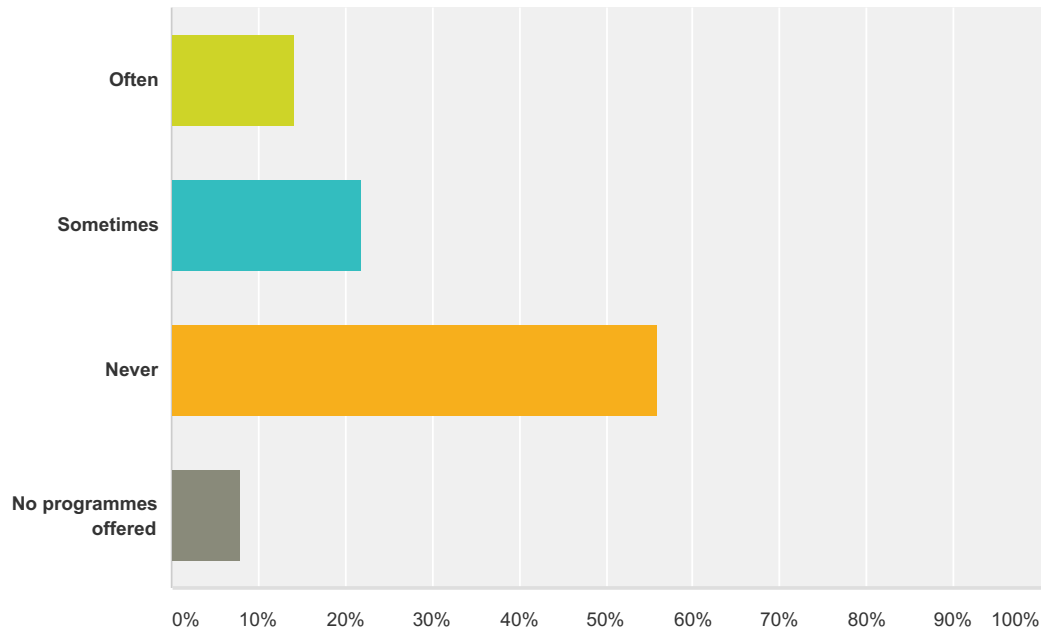
Answered: 306 Skipped: 91



Answer Choices	Responses
Relax	52.29% 160
Exercise	44.44% 136
Walk the dog	29.41% 90
Time with family/friends	28.43% 87
Bring Children	23.86% 73
Sports	19.61% 60
Recreational activities	17.65% 54
Cycling	13.40% 41
Attend events	8.17% 25
Attend concerts	0.98% 3
Total Respondents: 306	

### Q14 Have you or your children ever participated in an event or organised programme in Wormwood Scrubs?

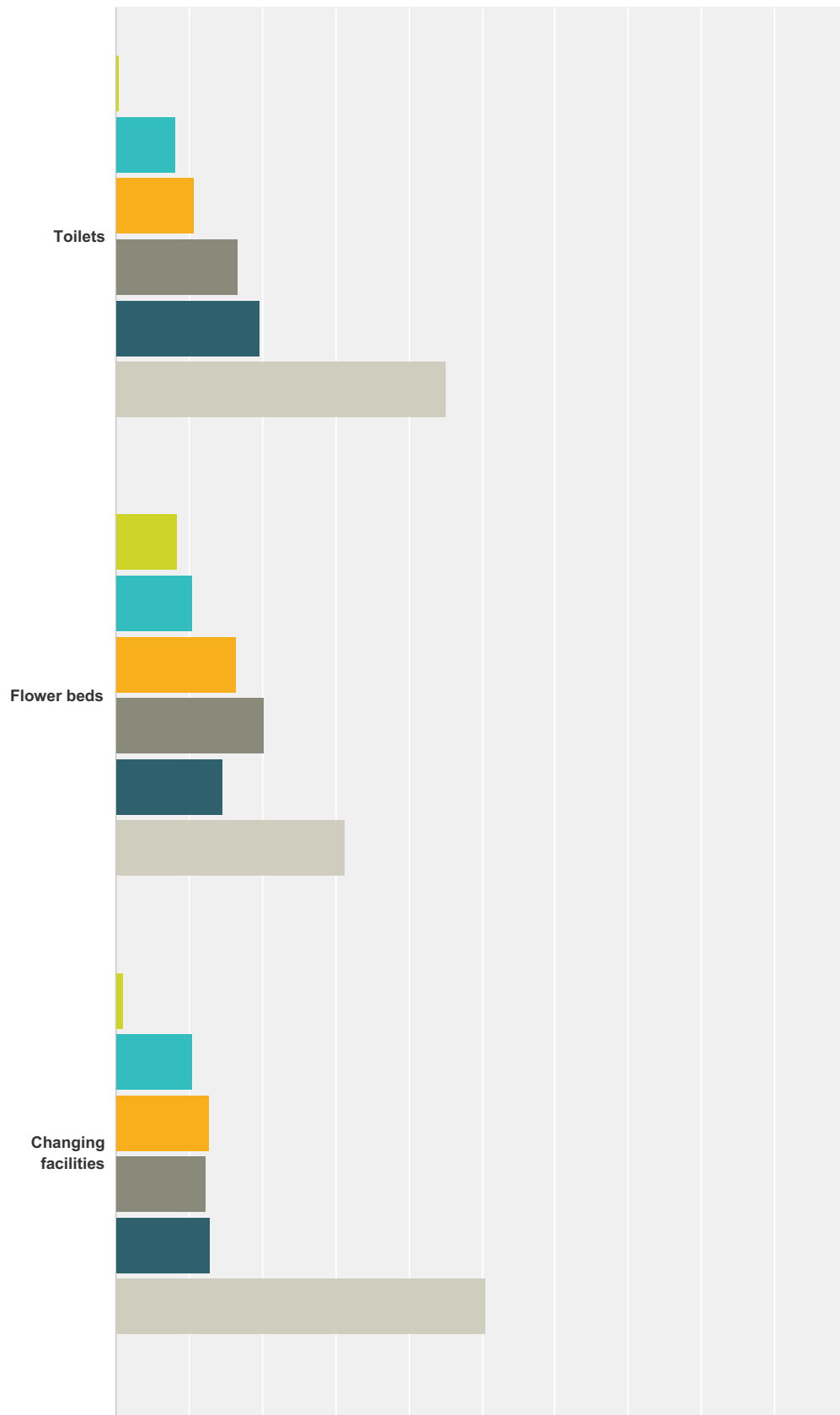
Answered: 324 Skipped: 73



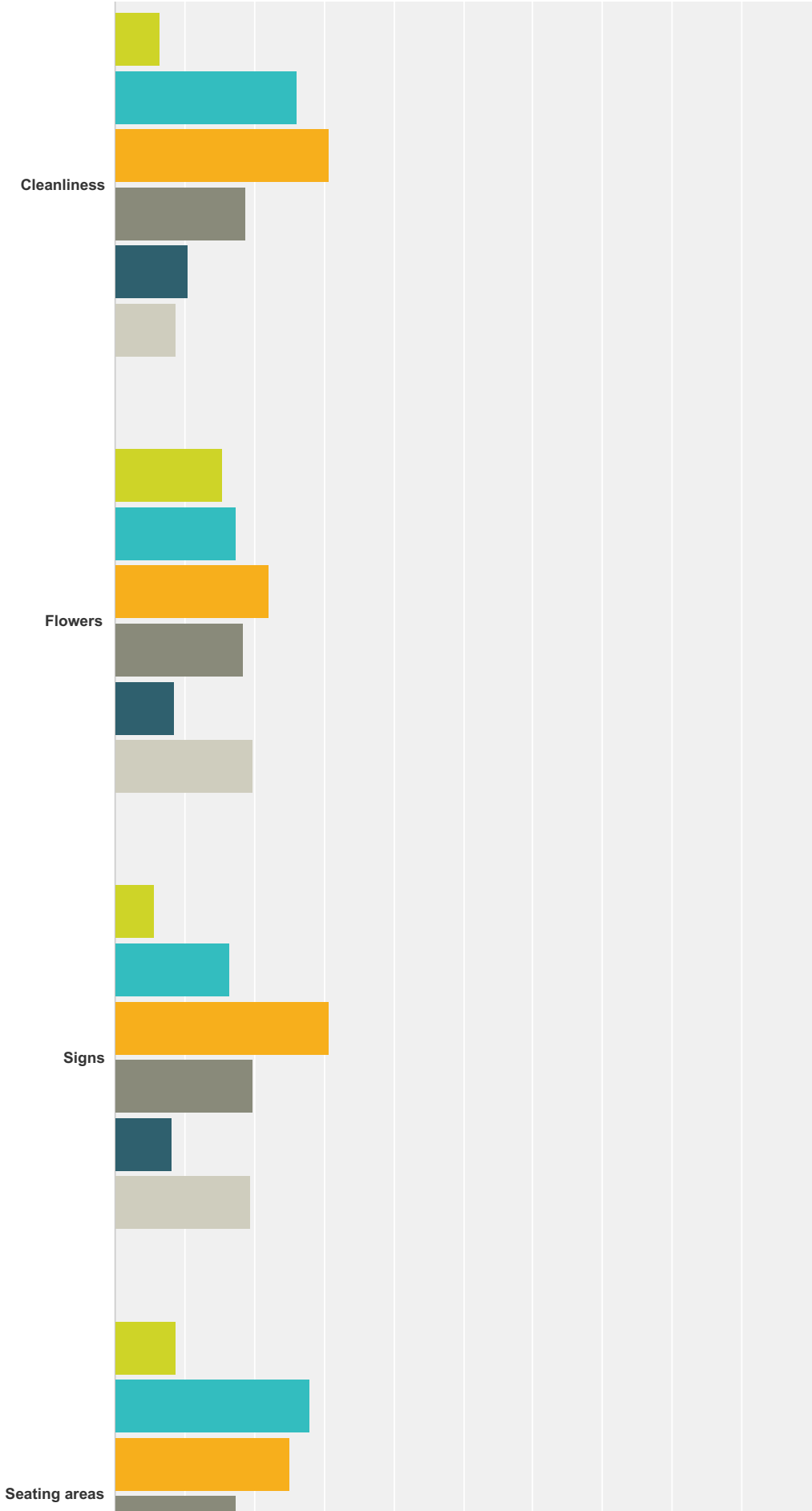
Answer Choices	Responses	
Often	14.20%	46
Sometimes	21.91%	71
Never	55.86%	181
No programmes offered	8.02%	26
<b>Total</b>		<b>324</b>

**Q15 What do you think about the range offacilities in Wormwood Scrubs?**

Answered: 299 Skipped: 98



Wormwood Scrubs Survey



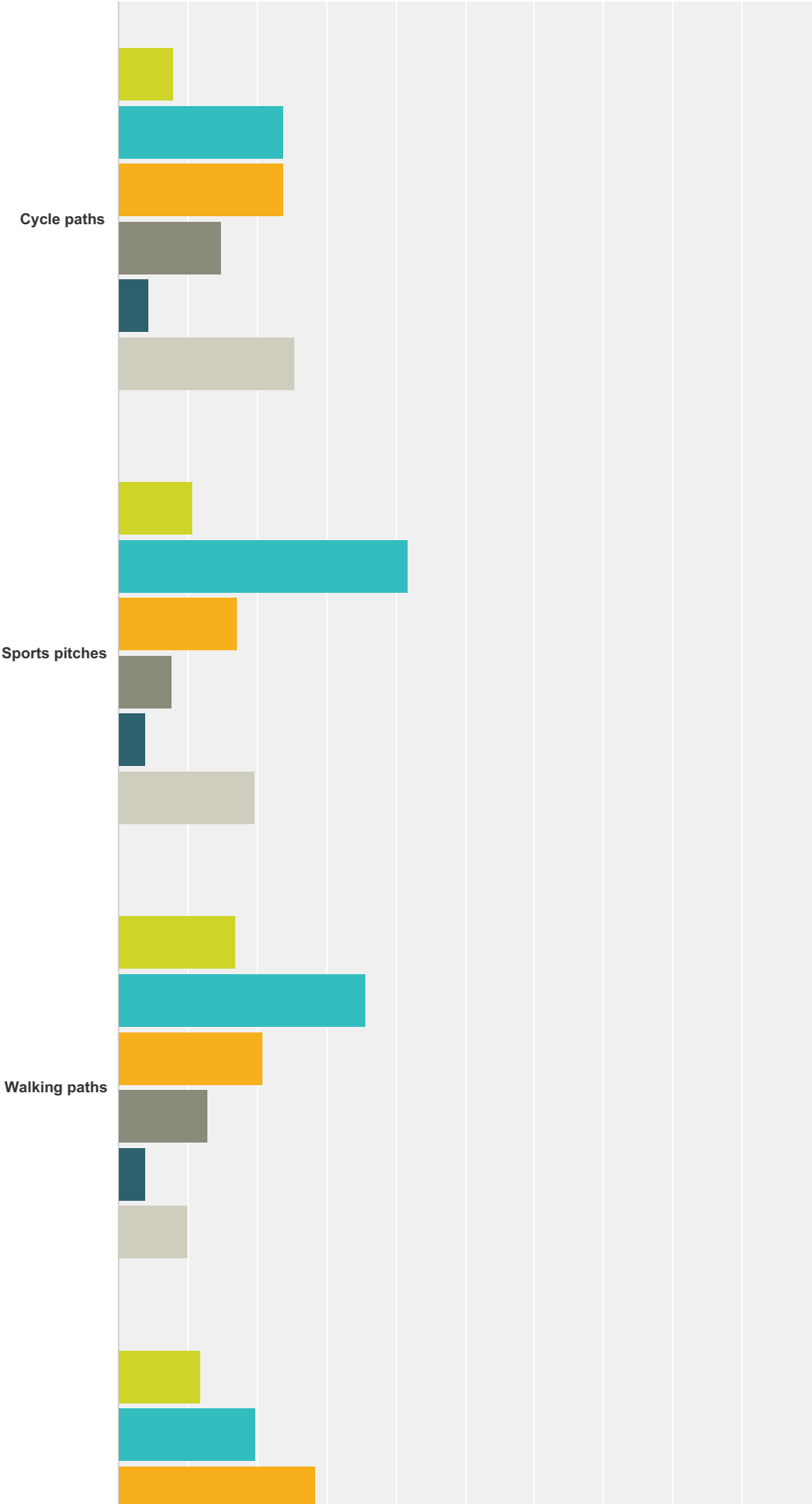
# Wormwood Scrubs Survey

Maintenance

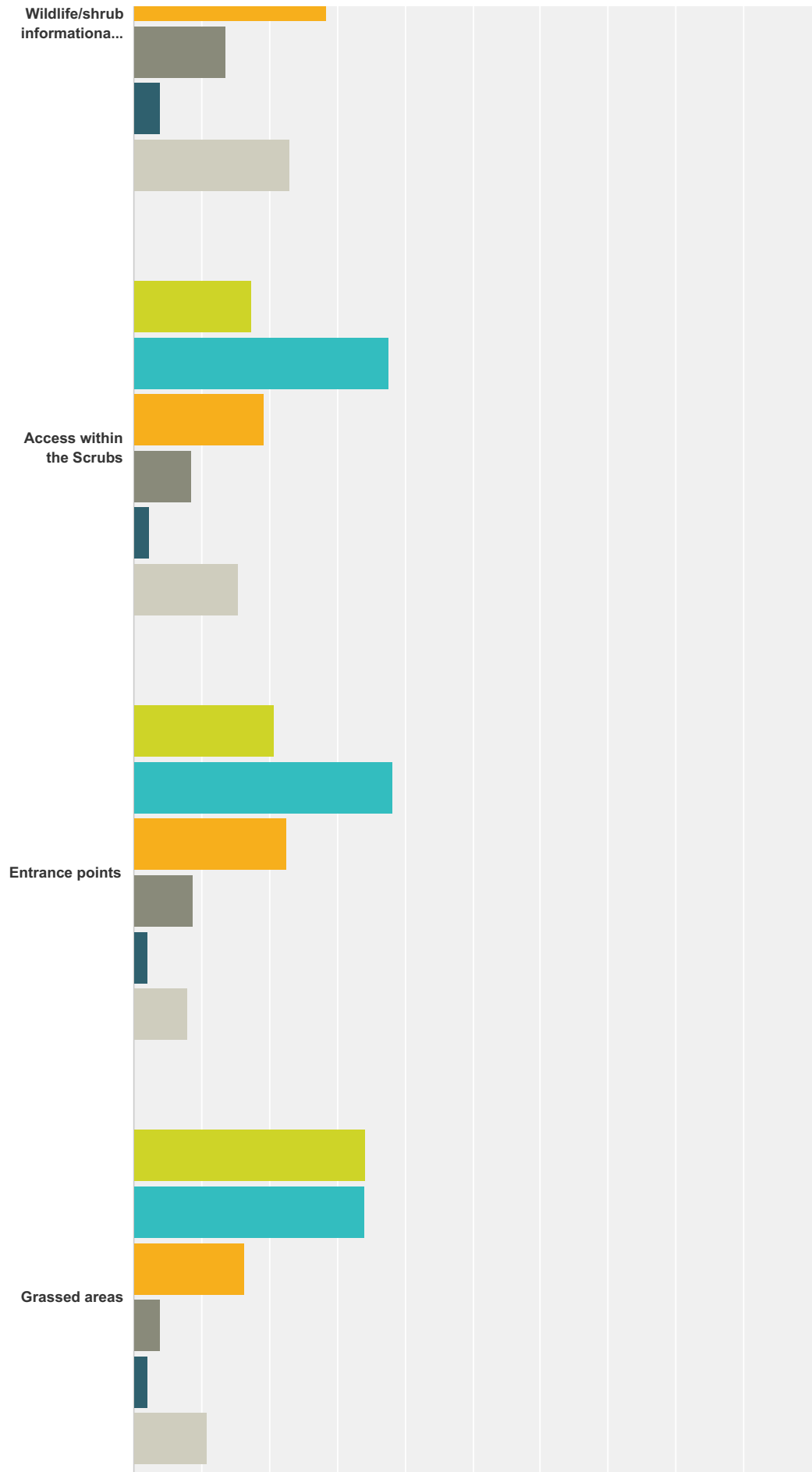
Design and  
appearance

Play facilities

Wormwood Scrubs Survey

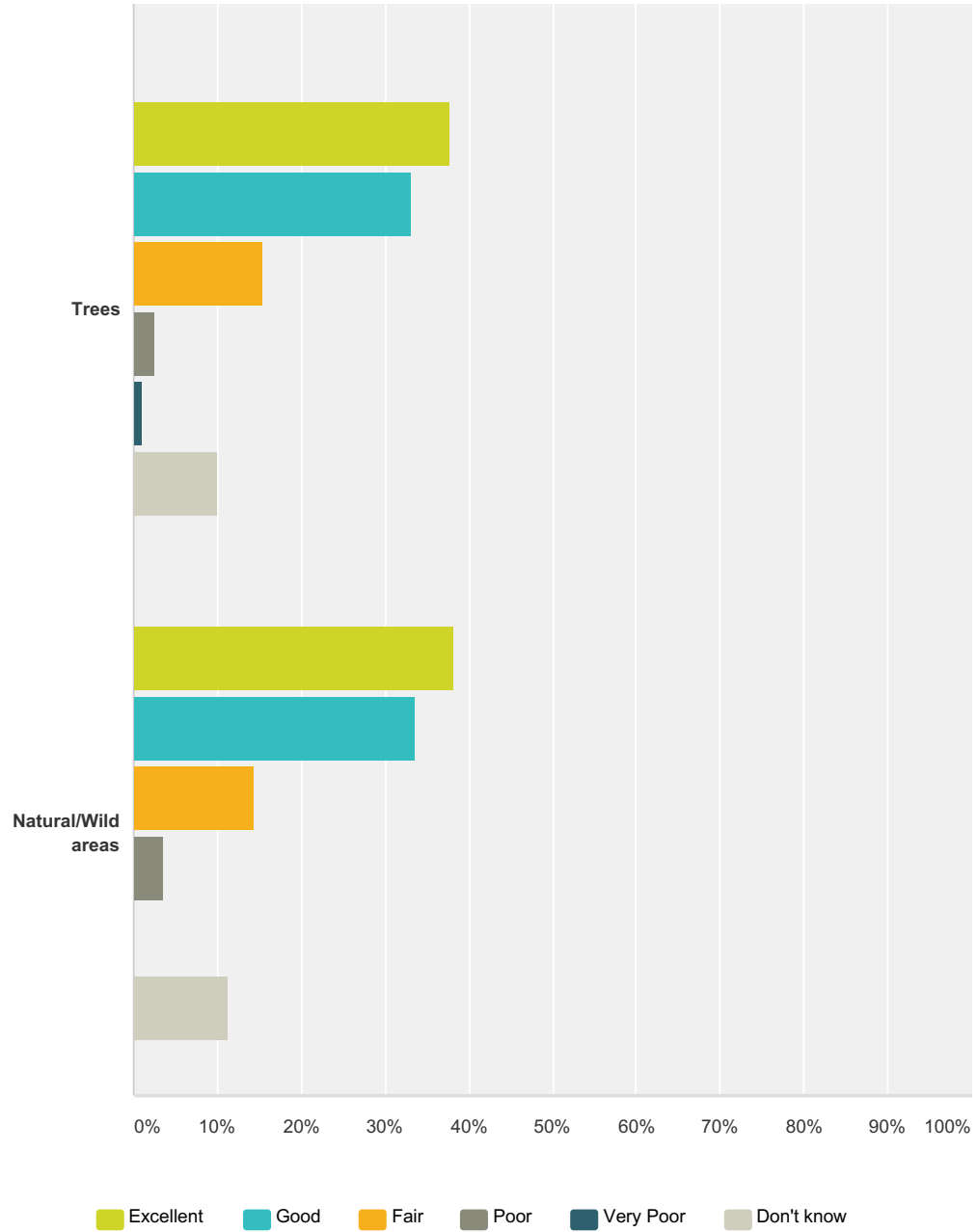


# Wormwood Scrubs Survey





## Wormwood Scrubs Survey



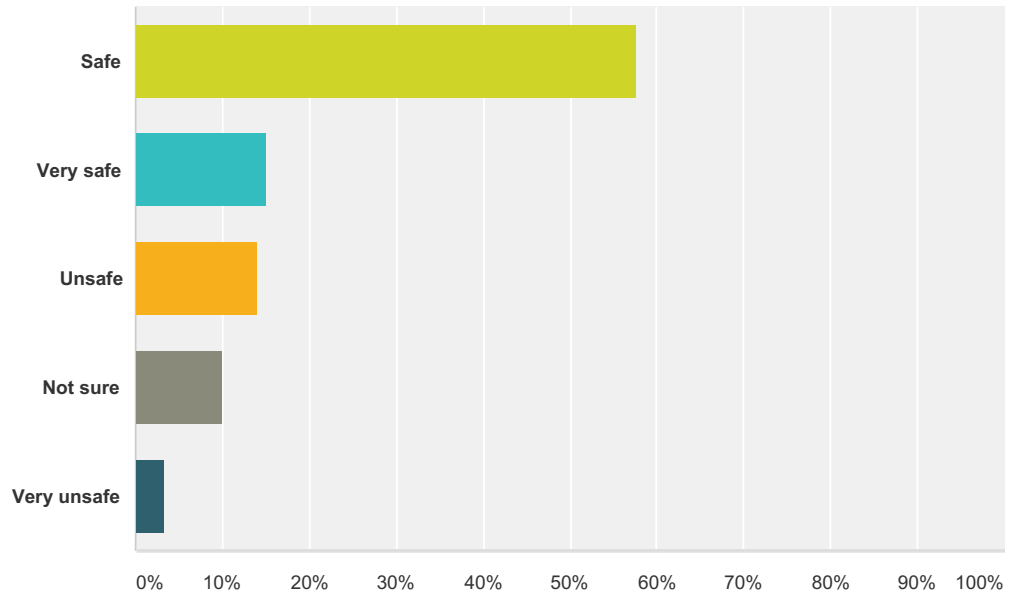
	Excellent	Good	Fair	Poor	Very Poor	Don't know	Total Respondents
Toilets	0.37% 1	8.12% 22	10.70% 29	16.61% 45	19.56% 53	45.02% 122	271
Flower beds	8.43% 22	10.34% 27	16.48% 43	20.31% 53	14.56% 38	31.42% 82	261
Changing facilities	1.12% 3	10.41% 28	12.64% 34	12.27% 33	13.01% 35	50.56% 136	269
Cleanliness	6.50% 18	25.99% 72	30.69% 85	18.77% 52	10.47% 29	8.66% 24	277
Flowers	15.50% 42	17.34% 47	22.14% 60	18.45% 50	8.49% 23	19.93% 54	271
Signs	5.60% 15	16.42% 44	30.60% 82	19.78% 53	8.21% 22	19.40% 52	268

## Wormwood Scrubs Survey

Seating areas	<b>8.86%</b> 24	<b>28.04%</b> 76	<b>25.09%</b> 68	<b>17.34%</b> 47	<b>7.75%</b> 21	<b>13.65%</b> 37	271
Maintenance	<b>7.27%</b> 20	<b>30.91%</b> 85	<b>25.09%</b> 69	<b>16.73%</b> 46	<b>7.64%</b> 21	<b>12.73%</b> 35	275
Design and appearance	<b>17.52%</b> 48	<b>28.47%</b> 78	<b>23.36%</b> 64	<b>13.14%</b> 36	<b>7.30%</b> 20	<b>10.58%</b> 29	274
Play facilities	<b>9.75%</b> 27	<b>33.57%</b> 93	<b>16.61%</b> 46	<b>9.39%</b> 26	<b>4.69%</b> 13	<b>25.99%</b> 72	277
Cycle paths	<b>7.84%</b> 21	<b>23.88%</b> 64	<b>23.88%</b> 64	<b>14.93%</b> 40	<b>4.48%</b> 12	<b>25.37%</b> 68	268
Sports pitches	<b>10.55%</b> 29	<b>41.82%</b> 115	<b>17.09%</b> 47	<b>7.64%</b> 21	<b>4.00%</b> 11	<b>19.64%</b> 54	275
Walking paths	<b>16.97%</b> 47	<b>35.74%</b> 99	<b>20.94%</b> 58	<b>13.00%</b> 36	<b>3.97%</b> 11	<b>10.11%</b> 28	277
Wildlife/shrub informational board	<b>11.81%</b> 32	<b>19.93%</b> 54	<b>28.41%</b> 77	<b>13.65%</b> 37	<b>4.06%</b> 11	<b>22.88%</b> 62	271
Access within the Scrubs	<b>17.34%</b> 47	<b>37.64%</b> 102	<b>19.19%</b> 52	<b>8.49%</b> 23	<b>2.21%</b> 6	<b>15.50%</b> 42	271
Entrance points	<b>20.73%</b> 57	<b>38.18%</b> 105	<b>22.55%</b> 62	<b>8.73%</b> 24	<b>2.18%</b> 6	<b>8.00%</b> 22	275
Grassed areas	<b>34.30%</b> 95	<b>33.94%</b> 94	<b>16.25%</b> 45	<b>3.97%</b> 11	<b>2.17%</b> 6	<b>10.83%</b> 30	277
Trees	<b>37.77%</b> 105	<b>33.09%</b> 92	<b>15.47%</b> 43	<b>2.52%</b> 7	<b>1.08%</b> 3	<b>10.07%</b> 28	278
Natural/Wild areas	<b>38.11%</b> 109	<b>33.57%</b> 96	<b>14.34%</b> 41	<b>3.50%</b> 10	<b>0.00%</b> 0	<b>11.19%</b> 32	286

## Q16 Do you feel safe in Wormwood Scrubs?

Answered: 337 Skipped: 60



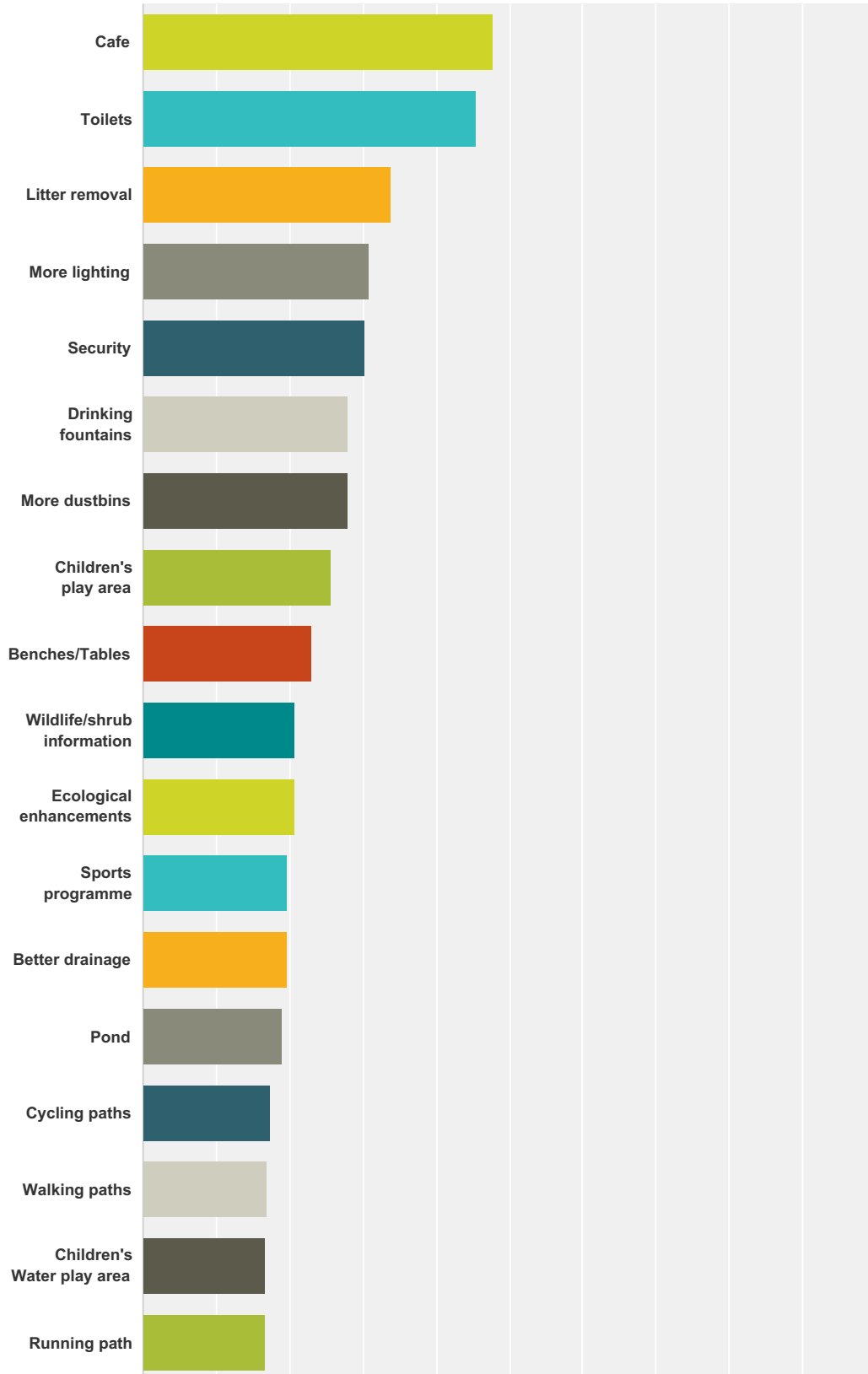
Answer Choices	Responses
Safe	57.57% 194
Very safe	15.13% 51
Unsafe	13.95% 47
Not sure	10.09% 34
Very unsafe	3.26% 11
Total	337

**Q17 If you think it needs it, where and how  
do you think safety could be improved?**

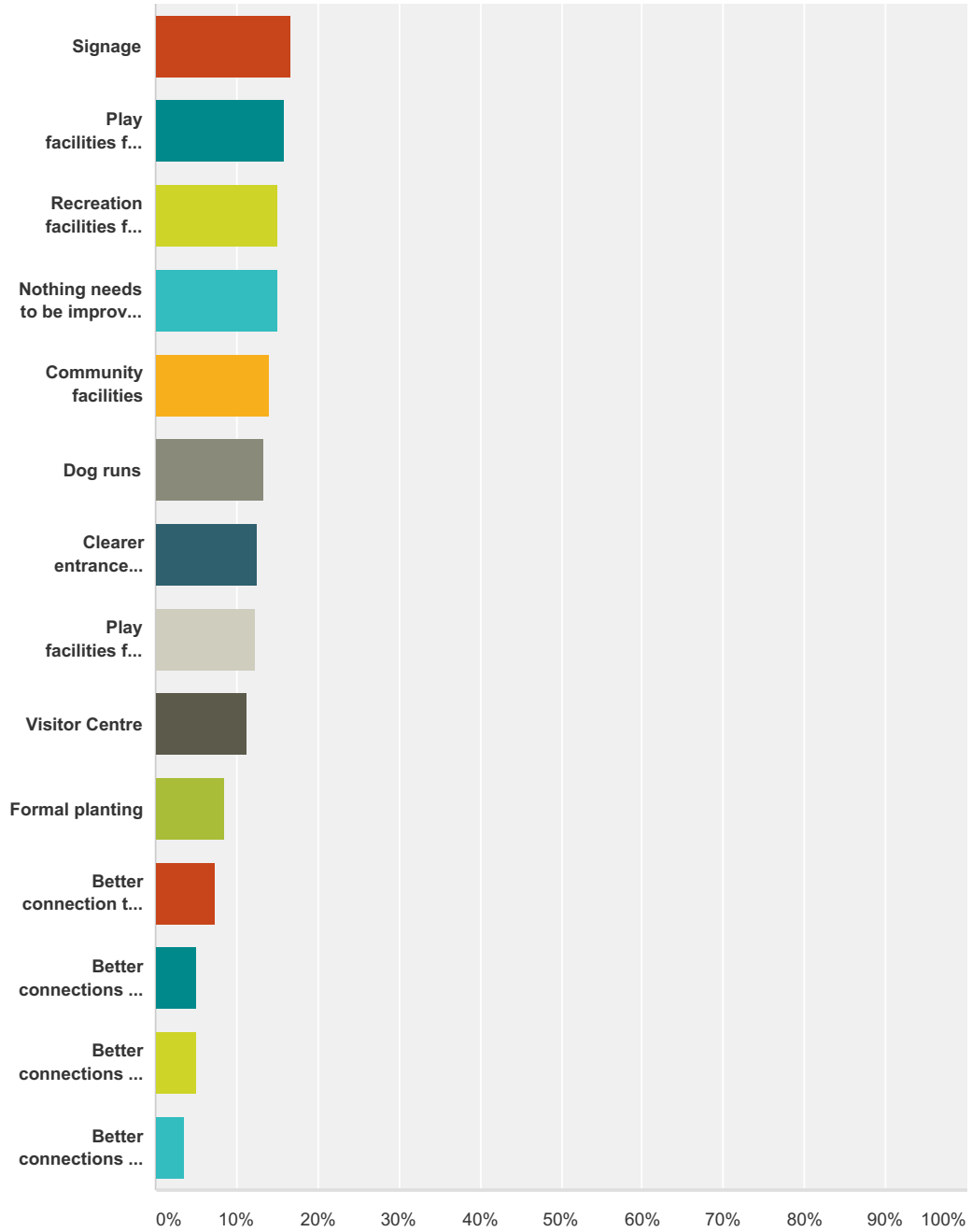
Answered: 140 Skipped: 257

**Q18 From the following list, what new or improved facilities you would like to see at the Wormwood Scrubs?**

Answered: 373 Skipped: 24



## Wormwood Scrubs Survey



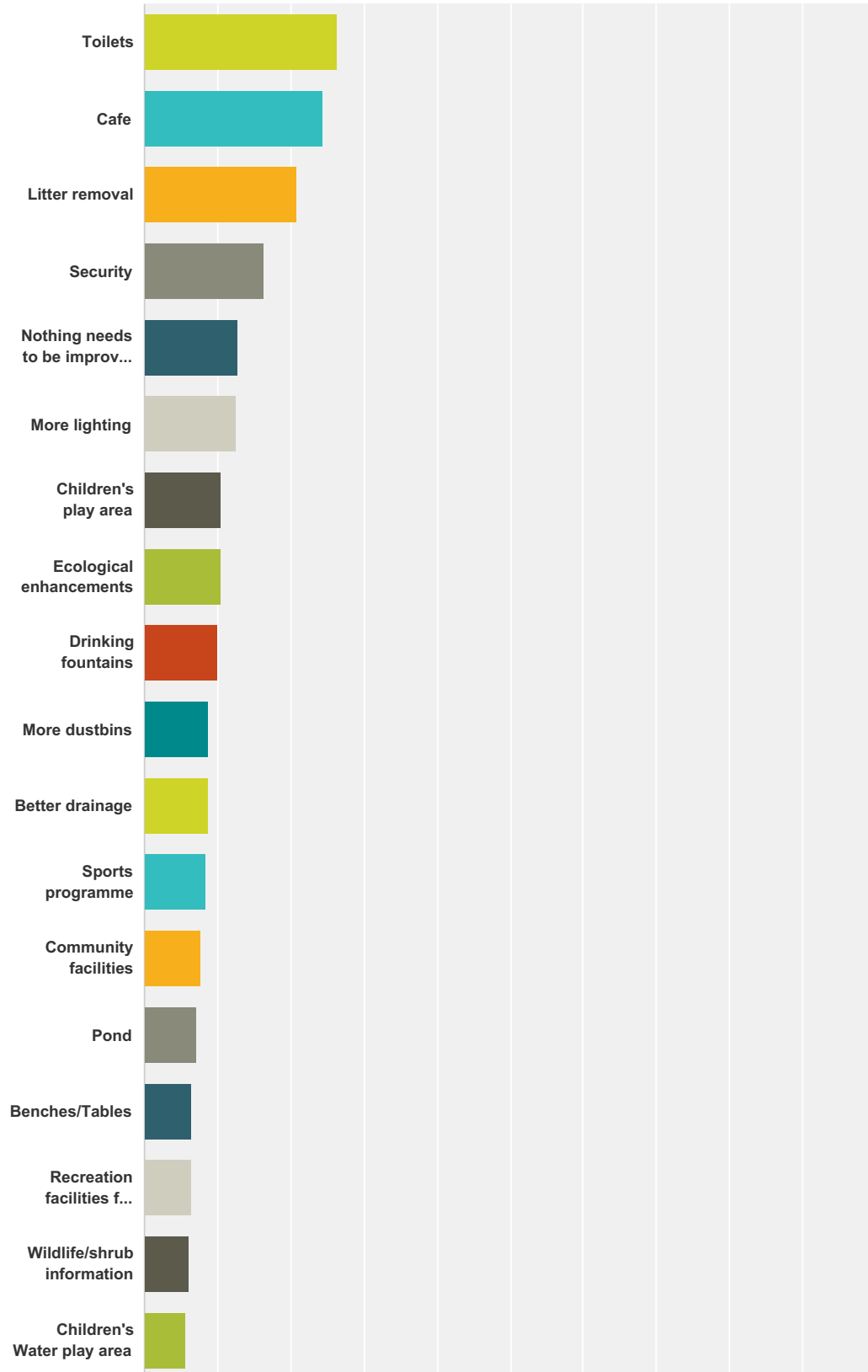
Answer Choices	Responses
Cafe	47.72% 178
Toilets	45.58% 170
Litter removal	33.78% 126
More lighting	30.83% 115
Security	30.29% 113
Drinking fountains	27.88% 104
More dustbins	27.88% 104

## Wormwood Scrubs Survey

Children's play area	25.74%	96
Benches/Tables	23.06%	86
Wildlife/shrub information	20.64%	77
Ecological enhancements	20.64%	77
Sports programme	19.57%	73
Better drainage	19.57%	73
Pond	19.03%	71
Cycling paths	17.43%	65
Walking paths	16.89%	63
Children's Water play area	16.62%	62
Running path	16.62%	62
Signage	16.62%	62
Play facilities for 6-12 year olds	15.82%	59
Recreation facilities for teenagers	15.01%	56
Nothing needs to be improved or changed	15.01%	56
Community facilities	13.94%	52
Dog runs	13.40%	50
Clearer entrance locations	12.60%	47
Play facilities for under 5's	12.33%	46
Visitor Centre	11.26%	42
Formal planting	8.58%	32
Better connection to North of the Park	7.24%	27
Better connections to South of the Park	5.09%	19
Better connections to the east of the Park	5.09%	19
Better connections to west of the Park	3.49%	13
<b>Total Respondents: 373</b>		

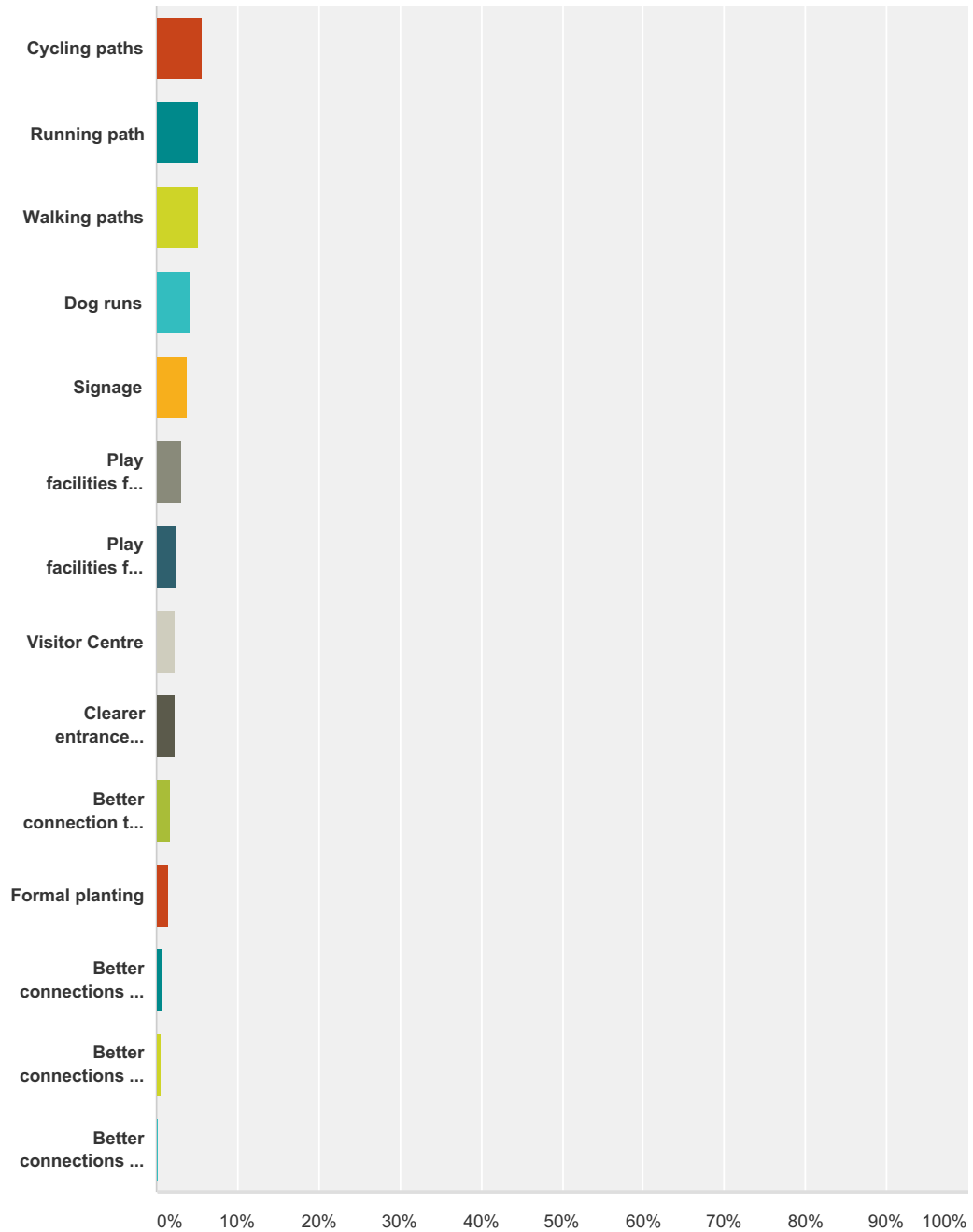
**Q19 From your previous answer, please now select which THREE new or improved facilities you would most like?**

Answered: 351 Skipped: 46





## Wormwood Scrubs Survey



Answer Choices	Responses	
Toilets	26.21%	92
Cafe	24.50%	86
Litter removal	20.80%	73
Security	16.24%	57
Nothing needs to be improved or changed	12.82%	45
More lighting	12.54%	44
Children's play area	10.54%	37

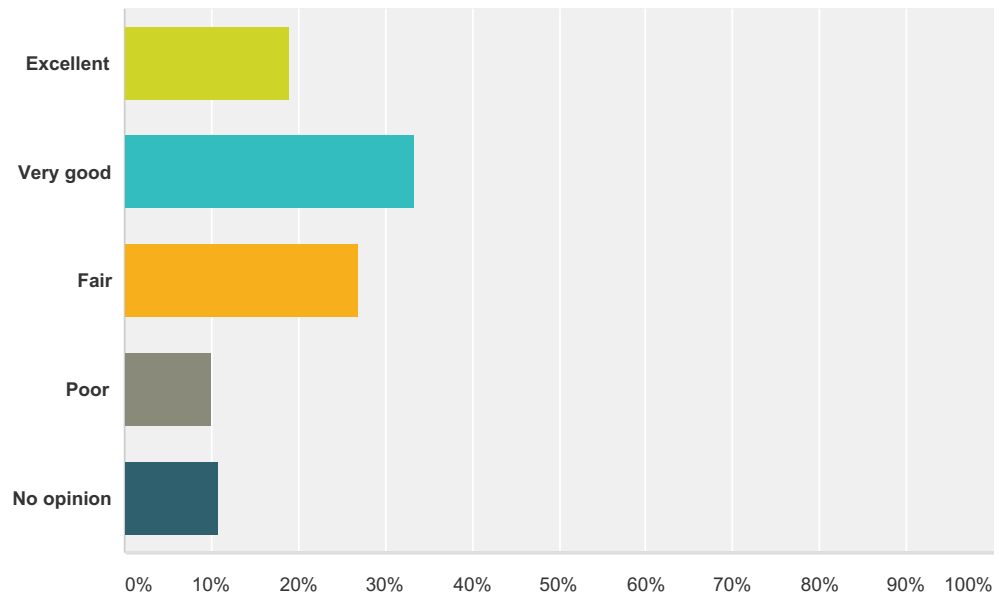
## Wormwood Scrubs Survey

Ecological enhancements	10.54%	37
Drinking fountains	9.97%	35
More dustbins	8.83%	31
Better drainage	8.83%	31
Sports programme	8.26%	29
Community facilities	7.69%	27
Pond	7.12%	25
Benches/Tables	6.55%	23
Recreation facilities for teenagers	6.55%	23
Wildlife/shrub information	5.98%	21
Children's Water play area	5.70%	20
Cycling paths	5.70%	20
Running path	5.13%	18
Walking paths	5.13%	18
Dog runs	4.27%	15
Signage	3.70%	13
Play facilities for 6-12 year olds	3.13%	11
Play facilities for under 5's	2.56%	9
Visitor Centre	2.28%	8
Clearer entrance locations	2.28%	8
Better connection to North of the Park	1.71%	6
Formal planting	1.42%	5
Better connections to the east of the Park	0.85%	3
Better connections to South of the Park	0.57%	2
Better connections to west of the Park	0.28%	1
<b>Total Respondents: 351</b>		

## Wormwood Scrubs Survey

### Q20 What is your overall opinion of Wormwood Scrubs?

Answered: 342 Skipped: 55

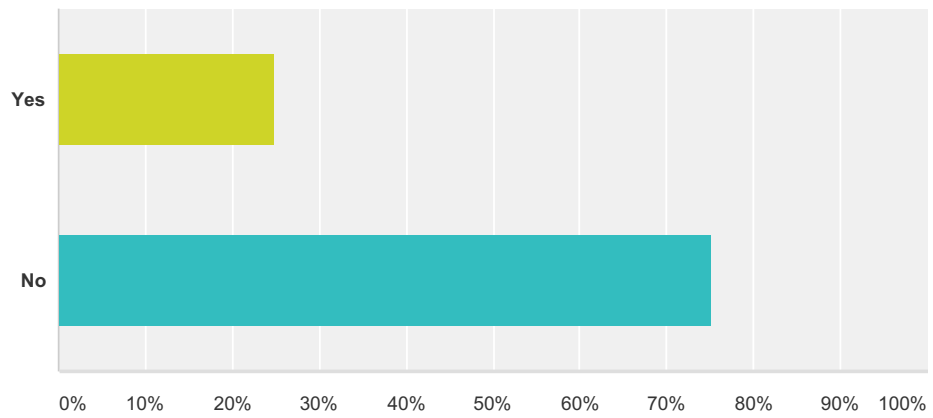


Answer Choices	Responses	
Excellent	19.01%	65
Very good	33.33%	114
Fair	26.90%	92
Poor	9.94%	34
No opinion	10.82%	37
Total		342

## Wormwood Scrubs Survey

### Q21 Haveyou everused the Old Oak Community Centre?

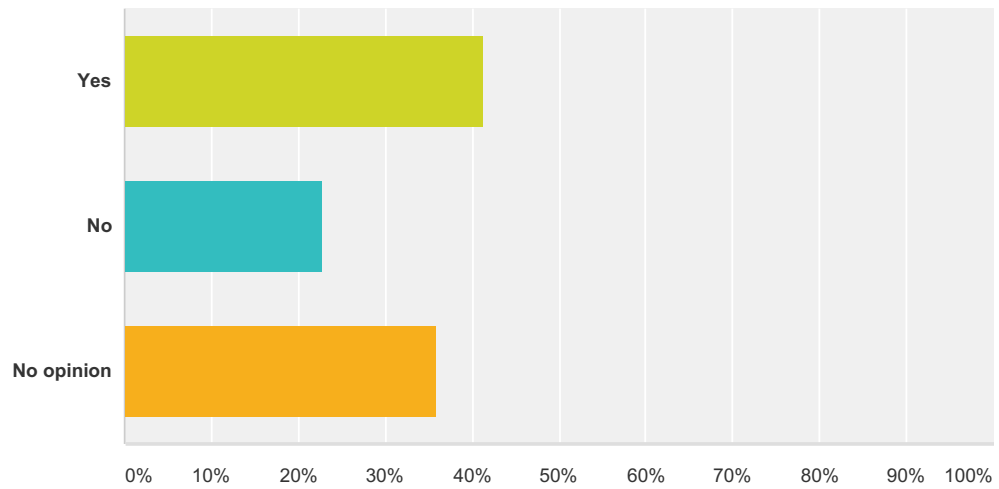
Answered: 359 Skipped: 38



Answer Choices	Responses	
Yes	24.79%	89
No	75.21%	270
Total		359

## Q22 Are you happy with the facilities in community centre?

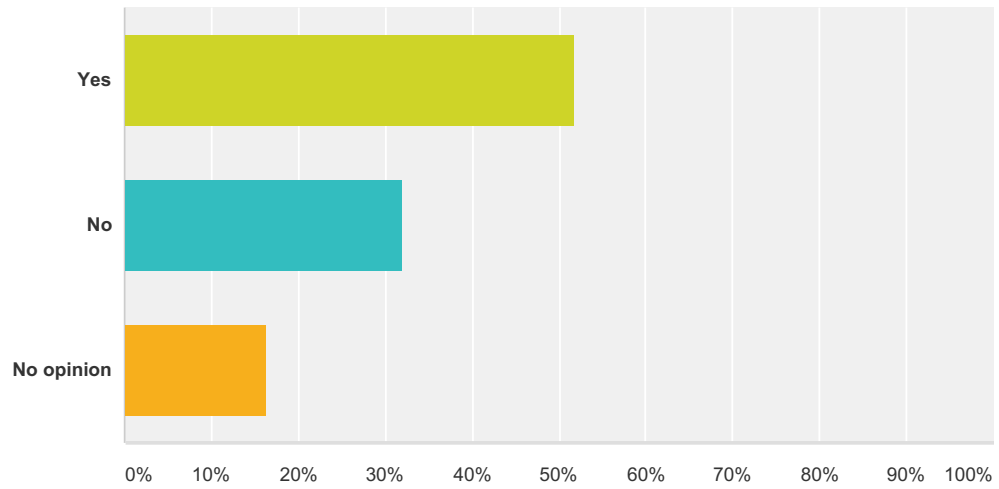
Answered: 198 Skipped: 199



Answer Choices	Responses	
Yes	41.41%	82
No	22.73%	45
No opinion	35.86%	71
Total		198

**Q23 Do you think it would be good to have a cycle lane which can be connected to the community centre?**

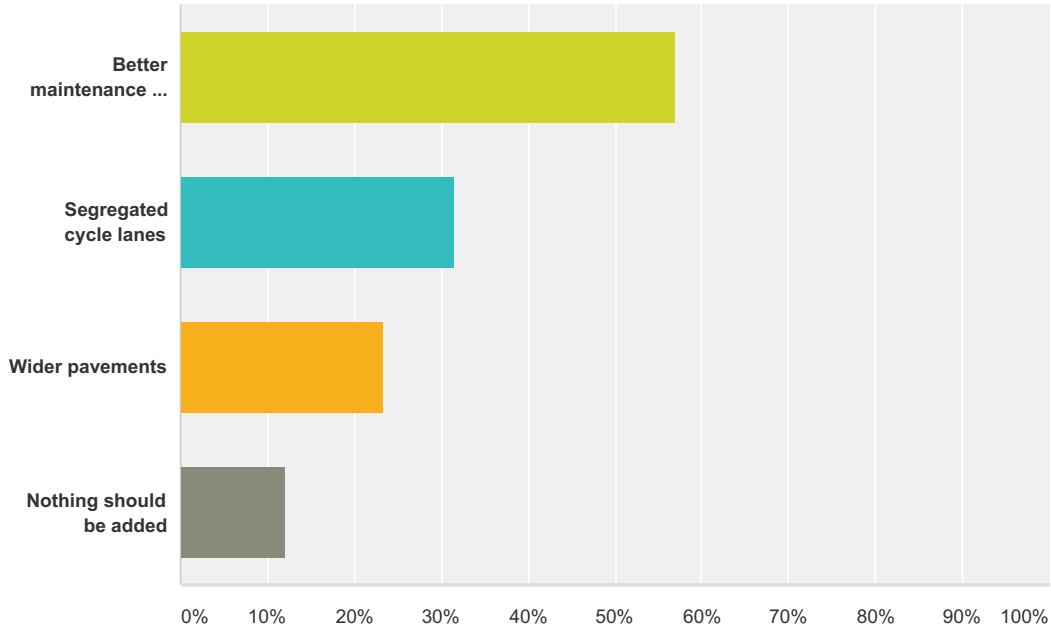
Answered: 313 Skipped: 84



Answer Choices	Responses	
Yes	51.76%	162
No	31.95%	100
No opinion	16.29%	51
<b>Total</b>		<b>313</b>

## Q24 Which of the following would you like to see added to Scrubs Lane on the eastern edge of Wormwood Scrubs?

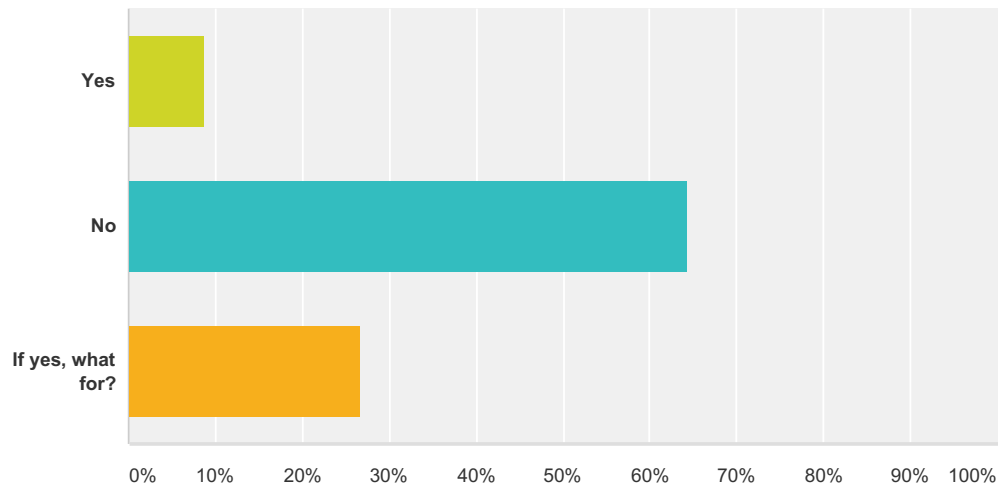
Answered: 295 Skipped: 102



Answer Choices	Responses	
Better maintenance of the edges around the park	56.95%	168
Segregated cycle lanes	31.53%	93
Wider pavements	23.39%	69
Nothing should be added	12.20%	36
Total Respondents: 295		

## Q25 Have you ever used the Linford Christie Stadium?

Answered: 351 Skipped: 46

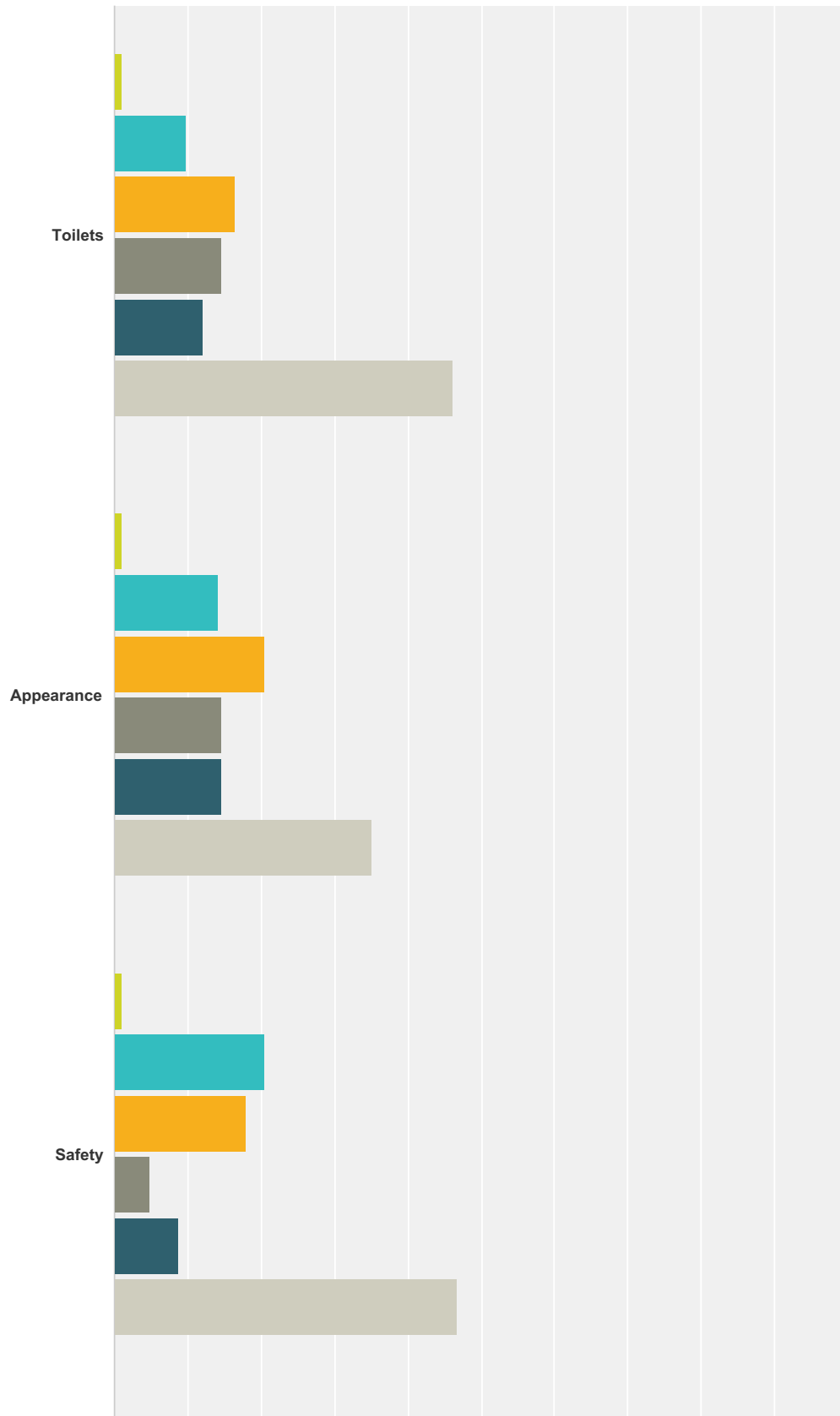


Answer Choices	Responses	
Yes	8.83%	31
No	64.39%	226
If yes, what for?	26.78%	94
<b>Total</b>		<b>351</b>

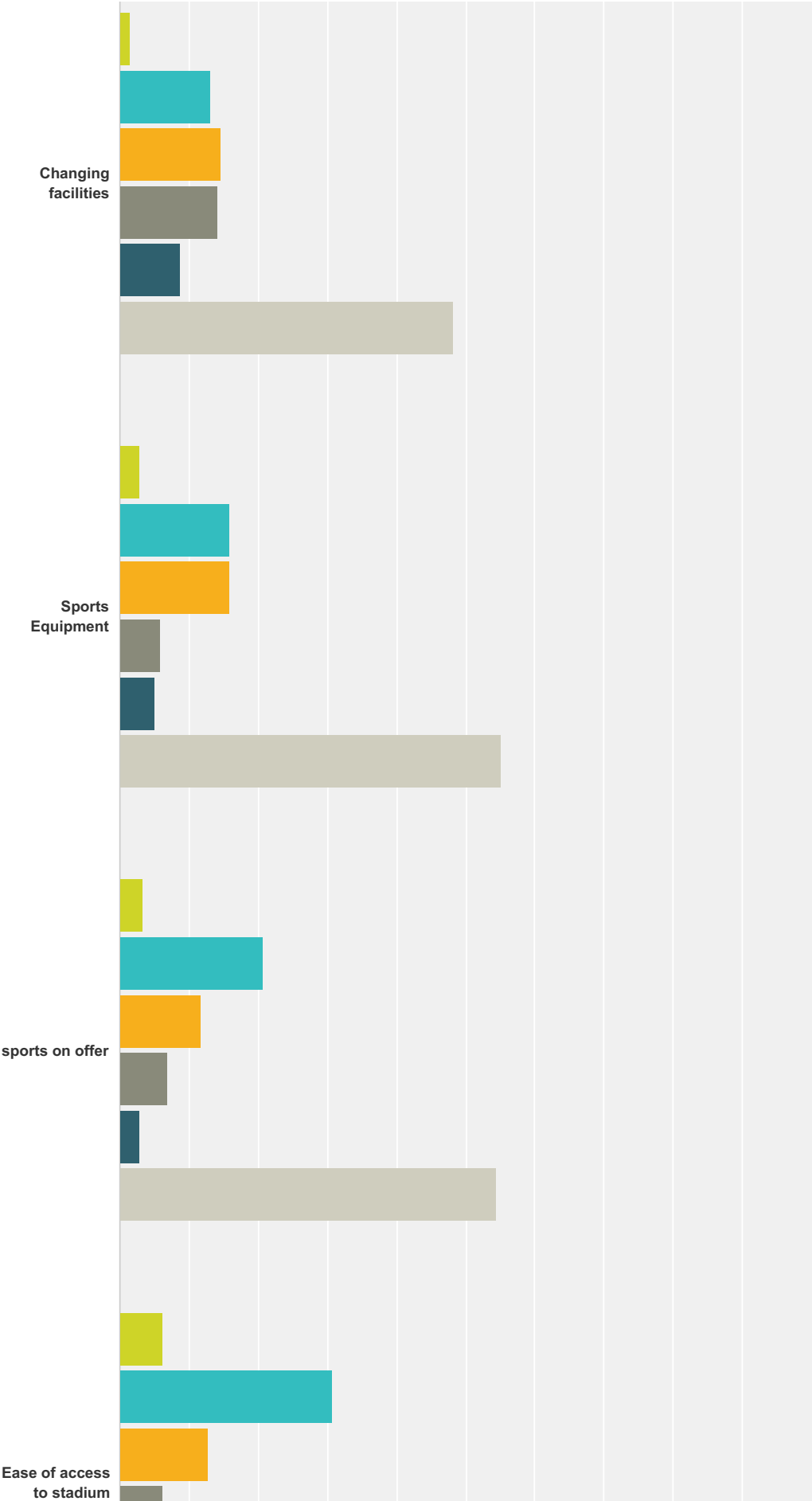


**Q26 How would you rate the following at the Linford Christie Stadium?**

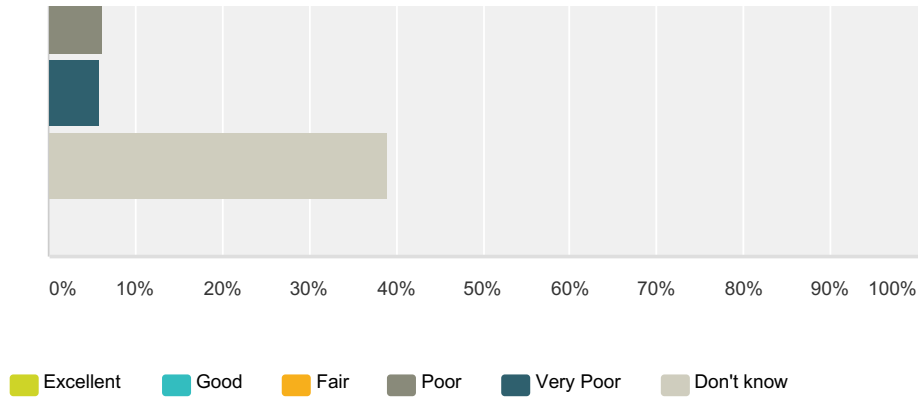
Answered: 211 Skipped: 186



Wormwood Scrubs Survey



## Wormwood Scrubs Survey



	Excellent	Good	Fair	Poor	Very Poor	Don't know	Total Respondents
Toilets	0.97% 2	9.71% 20	16.50% 34	14.56% 30	12.14% 25	46.12% 95	206
Appearance	0.98% 2	14.15% 29	20.49% 42	14.63% 30	14.63% 30	35.12% 72	205
Safety	0.98% 2	20.49% 42	18.05% 37	4.88% 10	8.78% 18	46.83% 96	205
Changing facilities	1.46% 3	13.17% 27	14.63% 30	14.15% 29	8.78% 18	48.29% 99	205
Sports Equipment	2.96% 6	15.76% 32	15.76% 32	5.91% 12	4.93% 10	55.17% 112	203
sports on offer	3.43% 7	20.59% 42	11.76% 24	6.86% 14	2.94% 6	54.41% 111	204
Ease of access to stadium	6.34% 13	30.73% 63	12.68% 26	6.34% 13	5.85% 12	39.02% 80	205

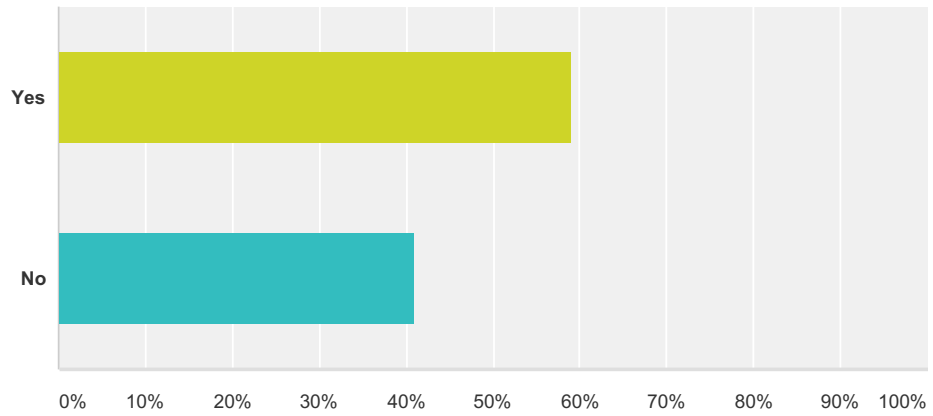
## Q27 Your contact information:

Answered: 176 Skipped: 221

Answer Choices	Responses	
Full Name	90.91%	160
Company	0.00%	0
Address	0.00%	0
Address 2	0.00%	0
City/Town	0.00%	0
State/Province	0.00%	0
ZIP/Postal Code	0.00%	0
Country	0.00%	0
Email Address	83.52%	147
Phone Number	0.00%	0

## Q28 Would you like to receive OPDC's newsletter?

Answered: 213 Skipped: 184



Answer Choices	Responses	
Yes	59.15%	126
No	40.85%	87
Total		213