

GREATER **LONDON** AUTHORITY

REQUEST FOR MAYORAL DECISION – MD1485

Title: May 2015 Fare Changes

Executive Summary:

This paper sets out Transport for London's (TfL's) fare change proposals to be implemented from 31 May 2015 on National Rail services between Liverpool Street and stations in north and east London, which will transfer to TfL on that date.

From 31 May, it is proposed that TfL-set pay as you go fares will apply on the Transferring Services. Concession acceptance will move to the TfL basis. Brentwood station, which is currently not zoned, will be placed in Zone 9. No other fares on the Transferring Services will change. No tickets will be withdrawn. The result of the changes is that no fares will go up and many will come down, in some cases quite significantly. In a number of cases the TfL concessions basis will provide cheaper fares and additional free travel opportunities.

The cost of the complete package of fare changes in May 2015 is estimated to be of the order of £5m per annum. TfL's revenue budgets include provisions for this cost.

Decision:

The Mayor:

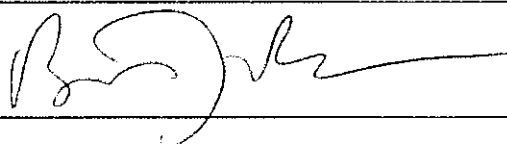
- (i) Approves the proposed revisions to fares to be implemented from 31 May 2015 as set out below; and
- (ii) Directs TfL to implement the level and structure of fares from the 31 May 2015 in accordance with the Schedule attached.

Mayor of London

I confirm that I do not have any disclosable pecuniary interests in the proposed decision, and take the decision in compliance with the Code of Conduct for elected Members of the Authority.

The above request has my approval.

Signature:



Date: 20 May 2015

PART I – NON-CONFIDENTIAL FACTS AND ADVICE TO THE MAYOR

Decision required – supporting report

1. Introduction and background

- 1.1 On 31 May 2015 a number of National Rail services between Liverpool Street and stations in north and east London will transfer to TfL (see Annex A). The Transferring Services comprise principally:
- Services in the Lea Valley area terminating at Enfield Town, Cheshunt and Chingford, which will transfer to LOROL (see map in Annex A).
 - The “all stations” service terminating at Shenfield, which will transfer to TfL Rail.

This note describes proposed changes to fares to coincide with the service transfers.

- 1.2 All the stations involved are already equipped with Oyster and contactless card readers. However, most of the stations charge NR zonal or Operator specific pay as you go fares. These fares are generally significantly higher than the TfL equivalents. The terms of acceptance for London concessions such as the Freedom Pass are also more restrictive on the Transferring Services than on TfL services.

Overview of proposed fare changes in May 2015

- 1.3 From the date of the transfers to TfL, it is proposed that TfL-set pay as you go fares will apply on the Transferring Services. Concession acceptance will move to the TfL basis. Brentwood station, which is currently not zoned, will be placed in Zone 9 for Travelcard and PAYG pricing purposes. No other fares will change. No tickets will be withdrawn.
- 1.4 The result of the changes is that no fares will go up and many will come down, in some cases quite significantly. In a number of cases the TfL concessions basis will provide cheaper fares and additional free travel opportunities.
- 1.5 The terms of transfer of the services require TfL to ensure that fares are set in such a manner as not to create new anomalies in the overall national rail pricing structure.

TfL Concession Acceptance and the Transferring Services

- 1.6 All TfL concessions and discounts that currently apply to Tube, DLR and LOROL services will apply on the services transferring to TfL control. Concession enhancements will comprise principally free travel for accompanied under 11s and flat Zip card fares for Zones 1-6 of 85p peak and 75p off-peak for the under 16s. Holders of Freedom Passes, Veterans Concessions and 60+ concessions will be able to travel pre-09.30.

Fares from Shenfield

- 1.7 Although certain of the train services transferring to TfL Rail in May 2015 terminate at Shenfield, the station will continue to be served primarily by fast main line services to London. Shenfield station will continue to be managed and controlled by the Greater Anglia Train Operator.
- 1.8 The Train Operator will continue to set all fares from Shenfield to Zone 1 and beyond, including the pay as you go fares and all through fares to the rest of the NR network via London Rail services. This is the position today as well and will remain unchanged.
- 1.9 There will also be no change to 60 plus and Freedom Pass acceptance on the main line service between Shenfield and London.

- 1.10 All non-Zone 1 fares from Shenfield to the rest of the TfL rail network will be set by TfL. The Train Operator will no longer set these fares to east London including docklands and Stratford. The TfL fares proposed are shown in Annex B.

Fares from Brentwood

- 1.11 The train service from Brentwood will be provided by TfL Rail from 31 May and the station will transfer to TfL control. Brentwood currently has bespoke pay as you go and Travelcard fares set by Greater Anglia. The station is currently not assigned to a numbered zone. When London fares there move to TfL control, it is proposed to assign Brentwood to Zone 9 – the highest numbered. This does not impact on any other zoning requests within London. This means that Travelcard fares and daily capping will apply at Zone 9 levels. All other Brentwood fares, including single tickets and point to point seasons will be unchanged. The local London via Shenfield routing concession will also remain in place.
- 1.12 All TfL controlled stations will then be included in the 1-9 zone fare system. Only National Rail controlled stations farther from London will operate bespoke station specific fares (Watford Junction; Broxbourne; Shenfield; and four stations on c2c services – Chafford Hundred, Grays, Ockendon and Purfleet). As a result of the assignment to Zone 9, the 7 day Zone 1 Travelcard from Brentwood falls in price from £87.40, the bespoke fare set from that station by Greater Anglia today, to £83.40 as shown in Table 1 below.

Table 1: Brentwood Travelcard Prices and PAYG Caps (£)

Brentwood to Zone 1	Jan 2015	May 2015 Travelcard Zones 1-9	May 2015 Caps Zones 1- 9
7 Day Travelcard/Mon-Sun cap	87.40	83.40	83.40
Any time Day Travelcard/Cap	24.30	21.50	20.00
Off-peak day Travelcard/Cap	17.30	12.80	11.80

PAYG fares on the Transferring Services

- 1.13 PAYG fares on the Transferring Services for travel on LOROL and TfL Rail services will move to a TfL-set basis in May 2015. No fares will go up and in many cases, the TfL PAYG fares will substantially reduce the fares currently charged.
- 1.14 By way of example, the National Rail-set peak Zones 1-6 PAYG fare from Romford to Oxford Circus falls from £7.60 to the TfL rate of £5.10. The off-peak fare falls from £5.20 to £3.10.
- 1.15 National Rail pay as you go provides fares to each London terminus which are below those to the rest of Zone 1. TfL pay as you go fares do not make this distinction. However, the TfL Zone 1 fares are generally below the National Rail fares to the terminus. For example, the National Rail-set peak Zones 1-6 PAYG fare from Romford to Liverpool Street is £6.00 or 90 pence more than the TfL Zone 1 rate of £5.10.
- 1.16 Where imposing the TfL Zone 1 fare would result in a fares increase, fares to Liverpool Street via the Transferring Services are proposed to be frozen from 31 May. See Tables 2.1 and 2.2 below.
- 1.17 Annex B provides a comprehensive picture of all the pay as you go fare changes on the Transferring Services.

Table 2.1: TfL peak PAYG fares to Zone 1 and London Liverpool Street on the Transferring Services relative to today

	Proposed		Current				Reference
	Peak fare to zone 1	Peak fare to London L'pool St only	Peak fare to zone 1	Peak fare to London L'pool St only	Percent fare reduction in May 2015		Current Tube fares
					Zone 1	L'pool St only	
	A	B	C	D	A/C	B/D	E
Zone 2	290	260	420	260	31.0	nil	290
Zone 3	330	330	490	330	32.7	nil	330
Zone 4	390	380	540	380	27.8	nil	390
Zone 5	470	470	650	490	27.7	4.1%	470
Zone 6	510	510	760	600	32.9	15%	510
Zone 7	560	560	810	600	30.9	6.7%	560
Zone 8	690	610	820	610	15.9	nil	690
Brentwood / Zone 9	820	760	970	760	15.5	nil	690 (Amersham)
Shenfield – set by TOC	1090	880	1090	880	nil	nil	n/a

Table 2.2: TfL off-peak PAYG fares to Zone 1 and London Liverpool Street on the Transferring Services relative to today

	Proposed		Current				Reference
	Off-peak fare to zone 1	Off-peak fare to London L'pool St only	Off-peak fare to zone 1	Off-peak fare to London L'pool St only	Percent fare reduction in May 2015		Current Tube fares
					Zone 1	L'pool St only	
	A	B	C	D	A/C	B/D	E
Zone 2	230	210	360	210	36.1	nil	230
Zone 3	280	240	390	240	28.2	nil	280
Zone 4	280	270	420	270	33.3	nil	280
Zone 5	310	310	460	310	32.6	nil	310
Zone 6	310	310	520	370	40.4	16.2	310
Zone 7	400	400	620	410	35.5	2.4	400
Zone 8	400	400	620	410	35.5	2.4	400
Brentwood / Zone 9	530	530	760	550	30.3	3.6	400 (Amersham)
Shenfield – set by TOC	810	660	810	660	nil	nil	n/a

Brentwood fares to Zone 1

- 1.18 The proposed peak PAYG fare from Brentwood to LU Zone 1 is shown at £8.20 in the tables above and the off-peak fare at £5.30. The new peak fare to LU Zone 1 provides Brentwood customers with a £1.50 fare reduction. The new off-peak fare provides a £2.30 reduction.
- 1.19 As mentioned previously, Brentwood will be placed in Zone 9. The new Brentwood fares are 130p higher than the current Metropolitan Line Zone 1-9 fare from Amersham. The higher fare proposed for the Transferring Services reflects TfL's undertakings to recognise the government's fare policy objectives for National Rail and fares on adjacent services when setting Crossrail fares.

Non-zone 1 pay as you go fares on the Transferring Services

- 1.20 The proposed May 2015 fares on the Transferring Services include a number of non-Zone 1 PAYG fares which are set above current TfL zone fares. While avoiding any fare increases for users of the Transferring Services, the aim here is to create a fare scale for longer distance travel outside Zone 1, which is more consistent with Train Operator fares from beyond the zones.
- 1.21 In the peak, the existing structure of TfL fares appears generally appropriate for the Transferring Services and only a few non Zone 1 fares on the Transferring Services are set above current TfL zone fares:
- No peak fares for travel within Zones 2-6 are set above current TfL rates.
 - Four peak fares from Zones 7 and 8 to Zones 2 to 6 are set above current TfL rates. Two of these fares are frozen and two reduced by around 10%. See Annexes B and C.
 - Most peak fares from Brentwood and Shenfield to non-Zone 1 destinations are set at a premium to current TfL rates. The issues here are the same as for Brentwood fares to Zone 1. Fares are either frozen or come down by 10% or so compared with today.

Annexes B and C set out the proposals in detail.

- 1.22 In the off-peak, the current flat TfL fares - 150p for five zones and 170p for 7 zones - would not comply with the undertakings to the DfT. A more graduated off-peak scale for travel on the Transferring Services outside Zone 1 is proposed. No fares on the Transferring Services increase and many fares still come down:
- Within Zones 2-6, the off-peak fares for one and two zones outside Zone 1 are reduced from 170p and 90p and set at the current 150p TfL fare.
 - The fares for three, four and five zones within Zones 2-6 on the Transferring Services are set above the current TfL 150p rate but remain either at or below the current fares. The fare for three zones is reduced by 10% from today's level to 190p. The fares for four and five zones are frozen at 240p and 260p.
 - From Zones 7 and 8 to Zones 2 to 6, off-peak fares on the Transferring Services are frozen or only marginally reduced.
 - From Brentwood and Shenfield, off-peak fares to non-Zone 1 destinations are set at a premium to the current TfL rate, as in the peak. Many fares do not change in May; others come down by 10% or so.

As in the peak, while avoiding any fare increases on the Transferring Services, the proposals for off-peak fares outside Zone 1 create a fare scale which is more consistent with Train Operator fares from beyond the zones. This scale rises in increments from 150p for two zones to 440p for Zones 2 to 9 (Brentwood) and 550p for Zone 2 to Shenfield. The proposed off-peak fares from Brentwood and Shenfield to Zone 2 match the current fares set by the Train Operator.

Fares from the Main Line stations from Cheshunt to Tottenham Hale

- 1.23 Formal control over London fares from stations on the main line from Cheshunt to Tottenham Hale is not passing to TfL in May 2015. However, it is intended that local journeys and journeys from these stations to the TfL rail network will adopt the same TfL PAYG fares as the Transferring Services. This provides a consistent customer proposition for the Lea Valley corridor and avoids possible confusion regarding which fares apply for journeys such as Cheshunt to Hackney Downs. Compensation to the Train Company is expected to be up to £1m per annum.

2. Objectives and expected outcomes

- 2.1 The Mayor is under a statutory duty to develop and implement policies for the promotion and encouragement of safe, integrated, efficient and economic transport facilities and services to, from and within Greater London. The Mayor's Transport Strategy (MTS) contains the Mayor's policies and proposals for doing this. Overall, the fare proposals aim to ensure that fare policy fully supports the objectives and policy criteria set out in the MTS.

3. Equality comments

- 3.1 Under section 149 of the Equality Act 2010, as public authorities, the Mayor and TfL must have 'due regard' to the need to eliminate unlawful discrimination, harassment and victimisation as well as to advance equality of opportunity and foster good relations between people who share a protected characteristic and those who do not. Protected characteristics under the Equality Act cover age, disability, gender re-assignment, pregnancy and maternity, race, religion or belief, sex, sexual orientation, marriage or civil partnership status (duty to eliminate unlawful discrimination only). The duty applies to the Mayor's duty to direct TfL as to the general level and structure of fares under the GLA Act 1999.
- 3.2 TfL has identified seven groups of Londoners (listed below) who typically face increased barriers to public transport use:
- BAME Londoners have a younger age profile than white Londoners, are more likely to live in low income households and are more likely to cite barriers to transport.
 - Women tend to be the primary carer at home so are less likely to be in full-time employment and more frequently cite affordability as a barrier to transport.
 - Older Londoners are more likely to be retired, and therefore many live on low incomes. They also are more likely to be white and/or disabled. For older and disabled Londoners, the greatest barrier to transport is concern over antisocial behaviour, while for all other groups it is overcrowding.
 - Younger Londoners are less likely to be disabled but more likely to be from a BAME community.
 - Disabled Londoners tend to be older and are more likely to be white, women or retired. They are also more likely to live on low household incomes. Disabled and older Londoners are more likely to experience difficulties relating to physical accessibility.

- Londoners on low incomes. These tend to be women and older, BAME and disabled people, and those not in work. This largely reflects working status, though the causes of low income are tied to education, qualifications, health and, in some cases, transport.
- The LGB community. Men form the greater part of the LGB community, which is in contrast to the general population. LGB Londoners also tend to be younger and have said hate crime is a concern for them.

3.3 Key issues across these groups are:

- Travelling around the Capital. On average, Londoners make 2.45 trips per weekday. However, for the equality groups covered above, the average number is lower with, for example, BAME Londoners making 2.25 trips per weekday. The exception is women who make a greater number (2.56) of short trips per weekday, on average.
- Cost of fares. For many, the affordability of fares is also a significant issue. Half of Londoners have an Oyster card, although this figure is lower among younger, older, low-income and/or disabled people. These groups may be more likely to benefit from other travel concessions or discounted fares.
- Crime and antisocial behaviour. Concerns about crime and antisocial behaviour tend to affect the travel behaviour of women, BAME Londoners, younger people and/or those on lower incomes more so than other groups (this is particularly evident for BAME and younger Londoners). For women, these concerns are more apparent after dark (during the day they are no more concerned than men). White men are less likely to view crime and antisocial behaviour as barriers to increased public transport use.
- Access to information. Some people feel there is insufficient information to help them make full use of the network – this is particularly true among BAME Londoners, those on low incomes and/or disabled people. There is also evidence to suggest a low awareness of the information tools produced by TfL.

3.4 All current concessionary fare schemes for those less able to pay are being extended to the Transferring Services in order to make public transport accessible to more people, and thereby offset or mitigate any detrimental impacts including those discussed above. The concessions are set out below:

- Children under 11 travel free (subject to a maximum of 4 accompanying an adult)
- 11-15 Oyster photocard
- 16+ Oyster photocard
- 18+ Student Oyster photocard
- Job Centre Plus Travel Discount Card
- Bus & Tram Discount photocard
- Veterans Concessionary Travel
- 60 + London Oyster photocard (men and women up to female pensionable age)
- London Freedom Pass (men and women over female pensionable age)

3.5 No significant or material adverse equalities impacts for groups with particular protected characteristics are envisaged as being likely to arise. However the Mayor is required to consider the potential equalities impacts discussed above, and any mitigations in place, at the time a decision to direct is made in relation to the fare proposals in this paper.

3.6 The Mayor is not required to conduct a statutory consultation on fares.

4. Other considerations

a) Links to Strategies and Strategic Plan

- 4.1 The MTS highlights the importance of improving transport opportunity for all Londoners and, in doing so, ensuring that the costs of transport remain affordable. All concessions for the less well off are being extended.

b) Risks

- 4.2 GLA officers consider that implementation risks are minimal.

5. Financial comments

- 5.1. There are no direct financial implications for the GLA from these proposals. However, TfL is dependent upon the GLA for funding principally through its share of business rates. So the level at which fares are set has the potential to impact upon the levels at which TfL's share of business rates are set.
- 5.2. The total cost of all the PAYG fare and concession changes relating to the new London Overground Rail Operations Ltd and TfL Rail services is put at around £5 million per year. These costs will be borne by TfL.
- 5.3. Any changes to this proposal will be subject to further approval via the Authority's decision-making process as necessary.
- 5.4. TfL, with the Transport team within the Development, Enterprise & Environment Directorate, are responsible for managing fares.

6. Legal comments

- 6.1. Under section 155(1) of the Greater London Authority Act 1999 ("the GLA Act") the Mayor may issue directions to TfL as to the manner in which it is to exercise its functions, including, under section 155(1)(c), specific directions as to the exercise of its functions. Under section 174(1) of the GLA Act, the Mayor is under a duty to exercise his powers under section 155(1) so as to ensure that the general level and structure of fares for passenger transport services (provided by TfL or other persons who provide services under agreement with TfL) are determined. This decision is consistent with these statutory obligations.
- 6.2. Under section 149 of the Equality Act 2010, when the Mayor exercises a function such as the making of this decision, due regard must be had to the equalities obligations referred to in section 3 ("Equality comments") above. Consideration is given in section 3 to the likely effects – or absence of effect – of the fare proposals on equalities groups.

7. Investment & Performance Board

- 7.1 These proposals were considered by IPB in April 2015.

8. Planned delivery approach and next steps

Activity	Timeline
Announcement	May 2015
Delivery Start Date	31 May 2015

Appendices and supporting papers:

Annex A: National Rail services transferring to TfL from 31 May 2015

Annex B: Current and proposed PAYG fares on the Transferring Services

Annex C: Differences between ex-Greater Anglia and other TfL PAYG fares from May 2015

Appendix 1 – TfL advice to the Mayor: fares changes May 2015

Public access to information

Information in this form (Part 1) is subject to the Freedom of Information Act 2000 (FOI Act) and will be made available on the GLA website within one working day of approval.

If immediate publication risks compromising the implementation of the decision (for example, to complete a procurement process), it can be deferred until a specific date. Deferral periods should be kept to the shortest length strictly necessary. **Note:** This form (Part 1) will either be published within one working day after approval or on the defer date.

Part 1 Deferral:

Is the publication of Part 1 of this approval to be deferred? NO

Part 2 Confidentiality: Only the facts or advice considered to be exempt from disclosure under the FOI Act should be in the separate Part 2 form, together with the legal rationale for non-publication.

Is there a part 2 form – NO

ORIGINATING OFFICER DECLARATION:

Drafting officer to confirm the following (✓)

Drafting officer:

Claire Hamilton, Transport Manager has drafted this report in accordance with GLA procedures and confirms the following have been consulted on the final decision.

✓

Assistant Director/Head of Service:

Debbie Jackson, Assistant Director – Regeneration, has reviewed the documentation and is satisfied for it to be referred to the Sponsoring Director for approval.

✓

Sponsoring Director:

Fiona Fletcher-Smith, Executive Director, Development, Enterprise and Environment has reviewed the request and is satisfied it is correct and consistent with the Mayor's plans and priorities.

✓

Mayoral Adviser:

Isabel Dedring, Deputy Mayor for Transport has been consulted about the proposal and agrees the recommendations.

✓

Advice:

The Finance and Legal teams have commented on this proposal.

✓

EXECUTIVE DIRECTOR, RESOURCES:

I confirm that financial and legal implications have been appropriately considered in the preparation of this report.

Signature



Date 19.5.15

CHIEF OF STAFF:

I am satisfied that this is an appropriate request to be submitted to the Mayor

Signature



Date 20.05.2015

Annex A

National Rail services transferring to TfL from 31 May 2015

From 31 May 2015, the local train service between Liverpool Street and Shenfield will transfer to TfL Rail.

Associated with this, the stations from Maryland to Brentwood will transfer to TfL. Shenfield station will remain with Greater Anglia as will Liverpool Street.

Zonal area fares between the transferring stations and the rest of the TfL rail network will pass to TfL control.

Following the transfer to TfL, Brentwood will be placed in Zone 9.

In addition, from the same date, the following services will transfer to London Overground (see map on following page):

- From Liverpool Street to Chingford in Zone 5.
- From Liverpool Street to Enfield Town in Zone 6.
- From Liverpool Street via Seven Sisters to Cheshunt in Zone 8

All stations associated with the Chingford and Enfield Town services will transfer to TfL.

Cheshunt will remain with National Rail as will the stations on the main line between Cheshunt and Tottenham Hale. However, all stations south of Cheshunt on the service via Seven Sisters will transfer to TfL.

Broxbourne, to the north of Cheshunt and with no TfL service, will continue to accept PAYG. As at Shenfield, bespoke fares set by Greater Anglia will apply.

Finally the Romford to Upminster shuttle and Emerson Park station will transfer to London Overground.

In all cases, zonal area fares between the transferring stations and the rest of the TfL rail network will pass to TfL control.






In order to provide a consistent customer proposition, it is intended to enter into a commercial agreement with Greater Anglia to enable TfL PAYG fares to be charged between Cheshunt and the main line stations north of Tottenham Hale and the rest of the TfL rail network.

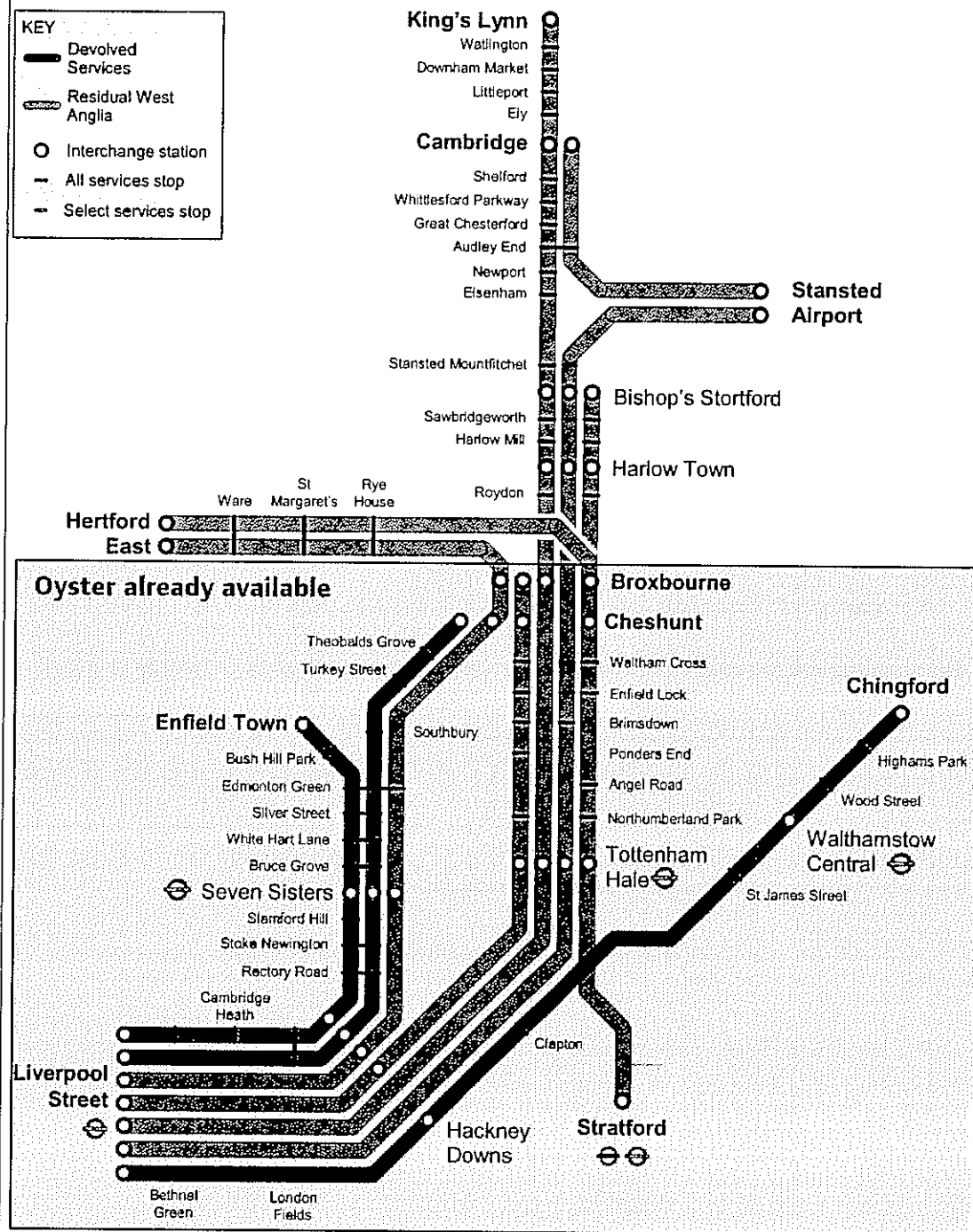
West Anglia Service Groups

Based on May 2012 timetable (Arrivals into London
08:00 – 08:59)

Please note that services have been grouped together for illustrative purposes and may not be fully representative of calling patterns

KEY

-  Devolved Services
-  Residual West Anglia
-  Interchange station
-  All services stop
-  Select services stop



Annex B1: Changes to Peak Greater Anglia PAYG fares from May 2015

Greater Anglia Adult Peak fares (pence) - 2015

1	400								
2	420	260	190						
3	490	330	230	190					
4	540	380	270	230	190				
5	650	490	340	270	230	190			
6	760	600	400	340	270	230	190		
7. Waltham/Th Grove	810	500	430	400	310	230	170	190	
8. Cheshunt	820	610	550	460	380	290	280	200	190
9. Brentwood	970	760	660	550	400	350	310	290	270
Shenfield	1090	880	760	710	550	490	420	400	340
Zones	1LU	1*	2	3	4	5	6	7	8
									9
									Sh

* Zone 1 fares to/from Liverpool Street NR

Change to Peak fares (GA v TfL) (pence) - 2015

1	-170								
2	-130	0	-20						
3	-160	0	-60	-20					
4	-150	0	-30	-60	-20				
5	-180	-20	-60	-30	-60	-20			
6	-250	-90	-120	-60	-30	-60	-20		
7. Waltham/Th Grove	-250	-40	0	-60	-30	0	0	-20	
8. Cheshunt	-130	0	0	-30	-40	-10	-40	-30	-20
9. Brentwood	-150	0	0	0	0	-10	-30	-50	-100
Shenfield	0	0	0	-50	0	-60	-80	-120	-100
Zones	1LU	1*	2	3	4	5	6	7	8
									9
									Sh

* Zone 1 fares to/from Liverpool Street NR

Proposed Ex-GA TfL Adult Peak fares (pence) – May 2015

1	230								
2	290	260	170						
3	330	330	170	170					
4	390	380	240	170	170				
5	470	470	280	240	170	170			
6	510	510	280	280	240	170	170		
7. Waltham/Th Grove	560	560	430	340	280	230	170	170	
8. Cheshunt	690	610	550	430	340	280	240	170	170
9. Brentwood	820	760	660	550	400	340	280	240	170
Shenfield	1090	880	760	660	550	430	340	280	240
Zones	1LU	1*	2	3	4	5	6	7	8
									9
									Sh

* Zone 1 fares to/from Liverpool Street NR

% Change to Peak fares (GA v TfL) - 2015

1	-42.5								
2	-31.0	0.0	-10.5						
3	-32.7	0.0	-26.1	-10.5					
4	-27.8	0.0	-11.1	-26.1	-10.5				
5	-27.7	-4.1	-17.6	-11.1	-26.1	-10.5			
6	-32.9	-15.0	-30.0	-17.6	-11.1	-26.1	-10.5		
7. Waltham/Th Grove	-30.9	-6.7	0.0	-15.0	-9.7	0.0	0.0	-10.5	
8. Cheshunt	-15.9	0.0	0.0	-6.5	-10.5	-3.4	-14.3	-15.0	-10.5
9. Brentwood	-15.5	0.0	0.0	0.0	0.0	-2.9	-9.7	-17.2	-37.0
Shenfield	0.0	0.0	0.0	-7.0	0.0	-12.2	-19.0	-30.0	-29.4
Zones	1LU	1*	2	3	4	5	6	7	8
									9
									Sh

* Zone 1 fares to/from Liverpool Street NR

Annex B2: Changes to Off-Peak Greater Anglia PAYG fares from May 2015

Greater Anglia Adult Off-peak fares (pence) - 2015

1	340								
2	360	210	170						
3	390	240	190	170					
4	420	270	210	190	170				
5	460	310	240	210	190	170			
6	520	370	260	240	210	190	170		
7. WalthX/Th Grove	620	410	310	270	230	190	140	140	
8. Cheshunt	620	410	330	280	230	190	160	140	140
9. Brentwood	760	550	440	340	300	280	240	160	160
Shenfield	810	600	550	490	330	300	280	160	160
Zones	1LU	1*	2	3	4	5	6	7	8
									9
									Sh

* Zone 1 fares to/from Liverpool Street NR

Change to Off-peak fares (GA v TfL) (pence) - May 2015

1	-110								
2	-130	0	-20						
3	-110	0	-40	-20					
4	-140	0	-20	-40	-20				
5	-150	0	0	-20	-40	-20			
6	-210	-60	0	0	-20	-40	-20		
7. WalthX/Th Grove	-220	-10	-40	0	0	0	0	0	
8. Cheshunt	-220	-10	0	-10	0	0	0	0	0
9. Brentwood	-230	-20	0	-10	-30	-10	0	0	-10
Shenfield	0	0	0	-50	0	-30	-10	0	0
Zones	1LU	1*	2	3	4	5	6	7	8
									9
									Sh

* Zone 1 fares to/from Liverpool Street NR

Proposed Ex-GA TfL Adult Off-peak fares (pence) – May 2015

1	230								
2	230	210	150						
3	280	240	150	150					
4	280	270	190	150	150				
5	310	310	240	190	150	150			
6	310	310	260	240	190	150	150		
7. WalthX/Th Grove	400	400	270	270	230	190	140	140	
8. Cheshunt	400	400	330	270	230	190	160	140	140
9. Brentwood	530	530	440	330	270	240	160	150	150
Shenfield	810	600	550	440	330	270	240	160	150
Zones	1LU	1*	2	3	4	5	6	7	8
									9
									Sh

* Zone 1 fares to/from Liverpool Street NR

% Change to Off-peak fares (GA v TfL) - May 2015

1	-32.4								
2	-36.1	0.0	-11.8						
3	-28.2	0.0	-21.1	-11.8					
4	-33.3	0.0	-9.5	-21.1	-11.8				
5	-32.6	0.0	0.0	-9.5	-21.1	-11.8			
6	-40.4	-16.2	0.0	0.0	-9.5	-21.1	-11.8		
7. WalthX/Th Grove	-35.5	-2.4	-12.9	0.0	0.0	0.0	0.0	0.0	
8. Cheshunt	-35.5	-2.4	0.0	-3.6	0.0	0.0	0.0	0.0	0.0
Brentwood	-30.3	-3.6	0.0	-2.9	-10.0	-3.6	0.0	0.0	-6.3
Shenfield	0.0	0.0	0.0	-10.2	0.0	-10.0	-3.6	0.0	-6.3
Zones	1LU	1*	2	3	4	5	6	7	8
									9
									Sh

* Zone 1 fares to/from Liverpool Street NR

Annex C1: Differences between Ex-GA and other TfL Peak PAYG fares from May 2015

TfL Adult Peak Fares (pence) Jan 2015

1	230								
2	290	170							
3	330	170	170						
4	390	240	170	170					
5	470	280	240	170	170				
6	510	280	280	240	170	170			
7	560	400	340	280	230	170	170		
8	690	460	400	340	280	230	170	170	
9	690	460	400	340	280	230	180	170	170
Zones	1	2	3	4	5	6	7	8	9

TfL (Ex GA) Adult Peak Fares (pence) May 2015

1	230								
2	290	170							
3	330	170	170						
4	390	240	170	170					
5	470	280	240	170	170				
6	510	280	280	240	170	170			
7	560	430	340	280	230	170	170		
8	690	550	430	340	280	240	170	170	
9	820	660	550	400	340	280	240	170	170
Zones	1	2	3	4	5	6	7	8	9

Difference Ex-GA v TfL Standard Adult Peak Fares (pence) May 2015

1	0								
2	0	0							
3	0	0	0						
4	0	0	0	0					
5	0	0	0	0	0				
6	0	0	0	0	0	0			
7	0	30	0	0	0	0	0		
8	0	90	30	0	0	10	0	0	
9	130	200	150	60	60	50	60	0	0
Zones	1	2	3	4	5	6	7	8	9

% Difference Ex-GA v TfL Standard Adult Peak Fares May 2015

1	0.0								
2	0.0	0.0							
3	0.0	0.0	0.0						
4	0.0	0.0	0.0	0.0					
5	0.0	0.0	0.0	0.0	0.0				
6	0.0	0.0	0.0	0.0	0.0	0.0			
7	0.0	7.5	0.0	0.0	0.0	0.0	0.0		
8	0.0	19.6	7.5	0.0	0.0	4.3	0.0	0.0	
9	18.8	43.5	37.5	17.6	21.4	21.7	33.3	0.0	0.0
Zones	1	2	3	4	5	6	7	8	9

Annex C2: Differences between Ex-GA and other TfL Off-Peak PAYG fares from May 2015

TfL Adult Off-peak Fares (pence) Jan 2015

1	230							
2	230	150						
3	280	150	150					
4	280	150	150	150				
5	310	150	150	150	150			
6	310	150	150	150	150			
7	400	280	170	170	170	150		
8	400	280	170	170	170	150	150	
9	400	280	170	170	170	150	150	150
Zones	1LU	2	3	4	5	6	7	8 9

TfL (Ex GA) Adult Off-peak Fares (pence) May 2015

1	230							
2	230	150						
3	280	150	150					
4	280	190	150	150				
5	310	240	190	150	150			
6	310	260	240	190	150	150		
7	400	270	270	230	190	140	140	
8	400	330	270	230	190	160	140	140
9	530	440	330	270	270	240	160	150 150
Zones	1LU	2	3	4	5	6	7	8 9

Difference Ex-GA v TfL Standard Adult Off-peak Fares (pence) May 2015

1	0							
2	0	0						
3	0	0	0					
4	0	40	0	0				
5	0	90	40	0	0			
6	0	110	90	40	0	0		
7	0	-10	100	60	20	-10	-10	
8	0	50	100	60	20	-10	-10	-10
9	130	160	160	100	100	70	10	0 0
Zones	1LU	2	3	4	5	6	7	8 9

% Difference Ex-GA v TfL Std Adult Off-peak Fares May 2015

1	0.0							
2	0.0	0.0						
3	0.0	0.0	0.0					
4	0.0	26.7	0.0	0.0				
5	0.0	60.0	26.7	0.0	0.0			
6	0.0	73.3	60.0	26.7	0.0	0.0		
7	0.0	-3.6	58.8	35.3	11.8	-6.7	-6.7	
8	0.0	17.9	58.8	35.3	11.8	-5.9	-6.7	-6.7
9	32.5	57.1	94.1	58.8	58.8	41.2	6.7	0.0 0.0
Zones	1LU	2	3	4	5	6	7	8 9

MAYOR OF LONDON

Sir Peter Hendy CBE

Commissioner of Transport
Transport for London
Windsor House
50 Victoria Street
London SW1H 0TL

Date: 20.5.2015

I, BORIS JOHNSON, MAYOR OF LONDON, in exercise of the powers conferred on me by section 155(1)(c) of the Greater London Authority Act 1999 ("the Act") and in pursuance of my duty under section 174 of the Act, hereby direct Transport for London that the level and structure of fares to be charged for public passenger transport services provided by Transport for London or by any other person in pursuance of an agreement under section 156(2) or 3(a) of the Act or in pursuance of a transport subsidiary's agreement shall from the thirty-first day of May 2015 be in accordance with the tables in the Schedule attached hereto in respect of the fares covered in those tables.

This Direction does not affect the fares set in November 2014 through Mayoral Decision MD1418 and the Directions previously given to Transport for London in respect of those fares.

Dated this day 20th of May 2015.



BORIS JOHNSON
MAYOR OF LONDON

