

GREATER LONDON AUTHORITY

[REDACTED]
(By email)

Our Ref: MGLA130821-0566

6 September 2021

Dear [REDACTED]

Thank you for your request for information which the Greater London Authority (GLA) received on 12 August 2021. Your request has been dealt with under the Freedom of Information Act (FOI) 2000.

You asked for:

I would like to request copies of the signed mayoral decisions on TfL fares. These appear to happen in November or December each year relating to the fares change for the following January. I am looking for the decisions in 2009-2013 relating to fares for the years 2010-2014. In addition to the actual decision file, please also supply any appendix or annex files. If possible I would like the files electronically in pdf format, just like the files available on your website for subsequent years.

If it helps, the 2013 decision was MD1299 (for 2014 fares) but the website links don't work.

Our response to your request is as follows:

Please find attached the information the GLA holds within scope of your request.

If you have any further questions relating to this matter, please contact me, quoting the reference at the top of this letter.

Yours sincerely

Information Governance Officer

If you are unhappy with the way the GLA has handled your request, you may complain using the GLA's FOI complaints and internal review procedure, available at: [Freedom of information | London City Hall](#)

GREATER **LONDON** AUTHORITY

Mayor's Office

City Hall
The Queen's Walk
London SE1 2AA
Switchboard: 020 7983 4000
Minicom: 020 7983 4458
Web: www.london.gov.uk

Peter Hendy

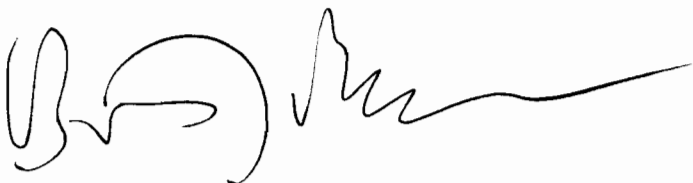
Transport Commissioner
Transport for London
Windsor House
42/50 Victoria Street
London
SW1H 0TL

Date:

14 OCT 2009

I, BORIS JOHNSON, MAYOR OF LONDON, in exercise of the powers conferred on me by section 155(1)(c) of the Greater London Authority Act 1999 ("the Act") and in pursuance of my duty under section 174 of the Act, hereby direct Transport for London that the level and structure of fares to be charged for public passenger transport services provided by Transport for London or by any other person in pursuance of an agreement under section 156(2) or 3(a) of the Act or in pursuance of a transport subsidiary's agreement shall from the second day of January 2010 be in accordance with the Schedule attached hereto.

Dated this day 14th of October 2009.



BORIS JOHNSON
MAYOR OF LONDON

Oyster 'pay as you go' caps

The following daily caps apply where any Oyster 'pay as you go' travel is made on London Underground, Docklands Light Railway or London Overground services, with or without bus and tram travel in addition.

Ticket/Zones	Oyster 'pay as you go' Peak* - pence		Change (p)	Change (%)	Oyster 'pay as you go' Off-Peak* - pence		Change (p)	Change (%)
	Current	Jan-10			Current	Jan-10		
Adult								
12	670	720	50	7.5	510	560	50	9.8
123	810	860	50	6.2	580	630	50	8.6
1234	950	1000	50	5.3	580	630	50	8.6
12345	1210	1260	50	4.2	700	750	50	7.1
123456	1430	1480	50	3.5	700	750	50	7.1
123456789	1570	1620	50	3.2	850	900	50	5.9
12345678W	London Midland fares							
23456	850	900	50	5.9	460	510	50	10.9
23456789	1010	1060	50	5.0	510	560	50	9.8
2345678W	1210	1260	50	4.1	710	760	50	7.0
Child								
12	100	360	260	260	100	100	-	-
123	100	430	330	330	100	100	-	-
1234	100	500	400	400	100	100	-	-
12345	100	630	530	530	100	100	-	-
123456	100	740	640	640	100	100	-	-
123456789	300	810	510	170	100	100	-	-
123456W	London Midland fares							
23456	100	450	350	350	100	100	-	-
23456789	200	530	330	165	100	100	-	-
2345678W	300	630	330	110	200	200	-	-
16-17 and New Deal**								
12	335	360	25	7.5	255	280	25	9.8
123	405	430	25	6.2	290	315	25	8.6
1234	475	500	25	5.3	290	315	25	8.6
12345	605	630	25	4.2	350	375	25	7.1
123456	715	740	25	3.5	350	375	25	7.1
123456789	785	810	25	3.2	425	450	25	5.9
12345678W	London Midland fares							
23456	425	450	25	5.9	230	255	25	10.9
23456789	505	530	25	5.0	255	280	25	9.8
2345678W	605	630	25	4.1	355	380	25	7.0

* The Off-Peak cap applies for journeys made on the same day entirely within the following hours:

- Mondays to Fridays: from 0930 and starting before 0430 the following day
 - Saturdays, Sundays and public holidays: from 0430 and starting before 0430 the following day.
- On normal weekdays the Peak cap will apply if any journey is started between 0430 and 0930 if this gives the lowest cost. The Off-Peak cap plus the separate fares for any journeys starting between 0430 and 0930 will be charged if the total cost is less than the Peak cap.

** From 2 January 2010 these day caps will only apply to New Deal photocard holders. 16-17 photocard holders will be capped at the adult rate.

Bus and Tram tickets

The following tickets are valid on all TfL bus and tram services:

	Adult price - pence		Change	Change
	Current	Jan-10	(p)	(%)
Bus/Tram Single				
Any journey	200	200	-	-
One Day Bus Pass				
1234	350	withdrawn	n/a	n/a

7 Day Bus Pass All zones	Price - pence		Change	Change
	Current	Jan-10	(p)	(%)
Adult	1380	1660	280	20.3
18+ Student scheme	960	1160	200	20.8
16-17, New Deal and Bus & Tram Discount scheme	690	830	140	20.3

Monthly bus season prices are 3.84 * 7-Day price (rounded up to 10p multiples). Annual season prices are 40 * 7-Day price. 18+ Student bus season prices are calculated to ensure at least a 30% discount is given on equivalent adult bus seasons for all periods.

Oyster 'pay as you go' Any bus/tram journey	Price - pence		Change	Change
	Current	Jan-10	(p)	(%)
Adult	100	120	20	20.0
16-17, New Deal and Bus & Tram Discount scheme	50	60	10	20.0

The following daily caps apply where Oyster 'pay as you go' travel is made on TfL bus or tram services only:

Bus and tram Oyster 'pay as you go' cap All journeys	Price - pence		Change	Change
	Current	Jan-10	(p)	(%)
Adult*	330	390	60	18.2
16-17, New Deal and Bus & Tram Discount scheme	165	195	30	18.2

The cap is the maximum cost for all journeys made during a 24 period from 0430 and before 0430 the following day using TfL bus and tram services only.

* Includes Bus & Tram Discount scheme users

ANNEX A

One Day and 3 Day Travelcard Prices from 2 January 2010

The following tickets are valid on all London Underground, Docklands Light Railway, London Overground and TfL bus and tram services. They are also valid on National Rail services within the specified zones:

	Adult price - pence		Change (p)	Change (%)	Child price – pence*		Change (p)	Change (%)
	Current	Jan-10			Current	Jan-10		
Day Travelcard (Off-Peak)								
12	560	560	-	-	n/a	n/a	n/a	n/a
1234	630	630	-	-	n/a	n/a	n/a	n/a
123456	750	750	-	-	200	200	-	-
123456789	900	900	-	-	260	260	-	-
123456789+W	London Midland fares							
23456	510	510	-	-	n/a	n/a	n/a	n/a
23456789	560	560	-	-	240	240	-	-
Day Travelcard (Anytime)								
12	720	720	-	-	360	360	-	-
123	860	860	-	-	430	430	-	-
1234	1000	1000	-	-	500	500	-	-
12345	1260	1260	-	-	630	630	-	-
123456	1480	1480	-	-	740	740	-	-
123456789	1620	1620	-	-	810	810	-	-
12345678W	London Midland fares							
23456	900	900	-	-	450	450	-	-
23456789	1060	1060	-	-	530	530	-	-
23456789+W	n/a	n/a	n/a	n/a	n/a	490	n/a	n/a
3 Day Travelcard (Off-Peak**)								
123456	2120	withdrawn	n/a	n/a	600	withdrawn	n/a	n/a
3 Day Travelcard (Anytime)								
12	1840	withdrawn	n/a	n/a	920	withdrawn	n/a	n/a
123456789	4240	withdrawn	n/a	n/a	2120	withdrawn	n/a	n/a

* An all-zones Day Travelcard (Off-Peak) priced at £1 is available for children accompanying the holder of any adult rate Travelcard.

** Off-Peak time restrictions are as Day Travelcard (Off-Peak)

Travelcard Season Prices From 2 January 2010

The following tickets are valid on all London Underground, Docklands Light Railway services and TfL bus and tram services. They are also valid on National Rail services within the specified zones and on the North London Railway coming under TfL control on 11 November 2007:

	Adult price - pence		Change (p)	Change (%)	Child/16-17** price - pence		Change (p)	Change (%)
	Current	Jan-10			Current	Jan-10		
7 Day Travelcard								
12	2580	2580	-	-	1290	1290	-	-
123	3020	3020	-	-	1510	1510	-	-
1234	3680	3680	-	-	1840	1840	-	-
12345	4400	4400	-	-	2200	2200	-	-
123456	4760	4760	-	-	2380	2380	-	-
1234567	5080	5080	-	-	2540	2540	-	-
12345678	5940	5940	-	-	2970	2970	-	-
123456789	6800	6800	-	-	3400	3400	-	-
12345678W	London Midland fares							
23,34,45,56	1660	1900	240	14.5	830	950	120	14.5
234,345,456	2140	2140	-	-	1070	1070	-	-
2345,3456	2560	2560	-	-	1280	1280	-	-
23456	3240	3240	-	-	1620	1620	-	-
234567	3260	3260	-	-	1630	1630	-	-
23456789+W	4500	4500	-	-	2250	2250	-	-
4567	2380	2380	-	-	1190	1190	-	-
456789	4020	4020	-	-	2010	2010	-	-
45678W	n/a	n/a	n/a	n/a	2010	2010	-	-

* Monthly Travelcard season prices are 3.84 times the 7-Day price (rounded up to 10p multiples).

Adult Annual Travelcard season prices are 40 times the 7-Day price.

** Child rate 7 Day and longer period Travelcards are also available to 16-17 year old photocard holders.

Travelcard Season Prices From 2 January 2010 (continued)

Valid photocard holders on the TfL 18+ student scheme are eligible for a Discount Travelcard at 30% off the adult Travelcard rate as shown below:

	Current price - pence	Jan-10 price - pence	Change (p)	Change (%)
Discount Travelcard 7 Day Season				
12	1800	1800	-	-
123	2110	2110	-	-
1234	2570	2570	-	-
12345	3080	3080	-	-
123456	3330	3330	-	-
1234567	3550	3550	-	-
12345678	4150	4150	-	-
123456789	4760	4760	-	-
12345678W	<i>London Midland fares</i>			
23,34,45,56	1160	1330	170	14.7
234,345,456	1490	1490	-	-
2345,3456	1790	1790	-	-
23456	2260	2260	-	-
234567	2280	2280	-	-
23456789+W	3140	3140	-	-
4567	1660	1660	-	-
456789+W	2810	2810	-	-

Monthly Travelcard season prices are 3.84 times the 7-Day price (rounded up to 10p multiples).
Adult Annual Travelcard season prices are 40 times the 7-Day price.

Underground Ticket Prices From 2 January 2010

The following tickets are valid on all London Underground, Docklands Light Railway and London Overground services and National Rail services where LU fares apply.

Ticket/Zones	Adult Price - pence		Change (p)	Change (%)	Child Price - pence		Change (p)	Change (%)
	Current	Jan-10			Current	Jan-10		
Underground Single								
12	400	400	-	-	200	200	-	-
123	400	400	-	-	200	200	-	-
1234	400	400	-	-	200	200	-	-
12345	400	450	50	12.5	200	220	20	10.0
123456	400	450	50	12.5	200	220	20	10.0
1234567	550	550	-	-	270	270	-	-
123456789	700	700	-	-	350	350	-	-
12345678W	London Midland fares							
23456	320	350	30	9.4	160	170	10	6.3
234567	400	400	-	-	200	200	-	-
23456789	550	550	-	-	270	270	-	-
3456789	400	400	-	-	200	200	-	-
4567	320	350	30	9.4	160	170	10	6.3
456789	400	400	-	-	200	200	-	-
56789	320	350	30	9.4	160	170	10	6.3

Return tickets will be charged at twice the single ticket price

DLR Local Fares

Ticket/Zones	Adult Price - pence		Change (p)	Change (%)	Child Price - pence		Change (p)	Change (%)
	Current	Jan-10			Current	Jan-10		
DLR local fare								
23	160	withdrawn	-	-	80	withdrawn	-	-

Tube-Train Zonal fares

These tickets allow unlimited interchange between London Underground, Docklands Light Railway, London Overground and National Rail services within the specified zones.

Zones	Adult Single Price - pence		Change		Child Single Price - pence		Change	
	Current	Jan-10	(p)	(%)	Current	Jan-10	(p)	(%)
1 inc Z1	400	400	-	-	200	200	-	-
2 inc Z1	440	440	-	-	220	220	-	-
3 inc Z1	510	510	-	-	250	250	-	-
4 inc Z1	560	560	-	-	280	280	-	-
5 inc Z1	630	630	-	-	310	310	-	-
6 inc Z1	700	700	-	-	350	350	-	-
1 exc Z1	320	320	-	-	160	160	-	-
2 exc Z1	360	360	-	-	180	180	-	-
3 exc Z1	410	410	-	-	200	200	-	-
4 exc Z1	450	450	-	-	220	220	-	-
5 exc Z1	490	490	-	-	240	240	-	-

Zones	Adult Return Price - pence		Change		Child Return Price - pence		Change	
	Current	Jan-10	(p)	(%)	Current	Jan-10	(p)	(%)
1 inc Z1	n/a*	n/a*	n/a*	n/a*	n/a*	n/a*	n/a*	n/a*
2 inc Z1	n/a*	n/a*	n/a*	n/a*	n/a*	n/a*	n/a*	n/a*
3 inc Z1	n/a*	n/a*	n/a*	n/a*	n/a*	n/a*	n/a*	n/a*
4 inc Z1	n/a*	n/a*	n/a*	n/a*	n/a*	n/a*	n/a*	n/a*
5 inc Z1	n/a*	1120	n/a	n/a	n/a*	560	n/a	n/a
6 inc Z1	n/a*	1320	n/a	n/a	n/a*	660	n/a	n/a
1 exc Z1	590	590	-	-	290	290	-	-
2 exc Z1	670	670	-	-	330	330	-	-
3 exc Z1	750	750	-	-	370	370	-	-
4 exc Z1	830	830	-	-	410	410	-	-
5 exc Z1	n/a*	n/a*	n/a*	n/a*	n/a*	n/a*	n/a*	n/a*

* TfL will not issue Tube-Train tickets for these zone combinations. Passengers will be advised to buy a One Day Travelcard (peak or off-peak, as appropriate) instead.

Oyster 'pay as you go' fares

The following prices will apply for Oyster 'pay as you go' journeys on all London Underground, Docklands Light Railway and London Overground services:

Ticket/Zones	Oyster 'pay as you go' Peak* - pence		Change (p)	Change (%)	Oyster 'pay as you go' Off-Peak* - pence		Change (p)	Change (%)
	Current	Jan-10			Current	Jan-10		
Adult								
1	160	180	20	12.5	160	180	20	12.5
12	220	230	10	4.5	160	180	20	12.5
123	270	270	-	-	220	240	20	8.3
1234	280	310	30	10.7	220	240	20	8.3
12345	370	380	10	2.6	220	240	20	8.3
123456	380	420	40	10.5	220	240	20	8.3
1234567	470	470	-	-	300	340	40	13.3
12345678	600	600	-	-	300	340	40	13.3
123456789	600	600	-	-	300	340	40	13.3
12345678W	London Midland fares							
Euston (NR) - W	London Midland fares							
2, 3, 4, 5, 6	110	130	20	18.2	110	130	20	18.2
23, 34, 45, 56	110	130	20	18.2	110	130	20	18.2
234, 345, 456	200	220	20	10.0	110	130	20	18.2
2345, 3456	200	220	20	10.0	110	130	20	18.2
23456	200	220	20	10.0	110	130	20	18.2
234567	300	320	20	6.7	200	230	30	15.0
2345678	400	400	-	-	200	230	30	15.0
23456789	400	400	-	-	200	230	30	15.0
23456789W	400	400	-	-	200	230	30	15.0
34567	250	270	20	8.0	110	130	20	18.2
3456789	350	350	-	-	110	130	20	18.2
3456789W	350	350	-	-	110	130	20	18.2
4567	200	220	20	10.0	110	130	20	18.2
456789	300	300	-	-	110	130	20	18.2
456789W	300	300	-	-	110	130	20	18.2
567	200	200	-	-	110	130	20	18.2
56789	250	250	-	-	110	130	20	18.2
56789W	250	250	-	-	110	130	20	18.2
67	110	130	20	18.2	110	130	20	18.2
6789	200	200	-	-	110	130	20	18.2
678W	200	200	-	-	110	130	20	18.2
7	110	130	20	18.2	110	130	20	18.2
78	110	130	20	18.2	110	130	20	18.2
789	150	150	-	-	110	130	20	18.2
78W	150	150	-	-	110	130	20	18.2
89	110	130	20	18.2	110	130	20	18.2
8W	110	130	20	18.2	110	130	20	18.2

* The Peak fare is charged for journeys starting between 06:30 and 09:30 and between 16:00 and 19:00 on normal weekdays. The Off-Peak fare applies to weekday journeys outside these times and at any time at weekends and on bank holidays. Off-Peak fares will also apply at other times for certain journeys to or from Euston (NR).

Oyster 'pay as you go' fares (continued)

Ticket/Zones	Oyster 'pay as you go' Peak* - pence		Change (p)	Change (%)	Oyster 'pay as you go' Off-Peak* - pence		Change (p)	Change (%)
	Current	Jan-10			Current	Jan-10		
Child								
1	55	65	10	18.2	55	65	10	18.2
12	55	65	10	18.2	55	65	10	18.2
123	55	65	10	18.2	55	65	10	18.2
1234	55	65	10	18.2	55	65	10	18.2
12345	55	65	10	18.2	55	65	10	18.2
123456	55	65	10	18.2	55	65	10	18.2
1234567	100	100	-	-	100	100	-	-
12345678	150	150	-	-	150	150	-	-
123456789	150	150	-	-	150	150	-	-
12345678W	<i>London Midland fares</i>							
Euston (NR) - W	<i>London Midland fares</i>							
2, 3, 4, 5, 6	55	65	10	18.2	55	65	10	18.2
23, 34, 45, 56	55	65	10	18.2	55	65	10	18.2
234, 345, 456	55	65	10	18.2	55	65	10	18.2
2345, 3456	55	65	10	18.2	55	65	10	18.2
23456	55	65	10	18.2	55	65	10	18.2
234567	55	65	10	18.2	55	65	10	18.2
2345678	100	100	-	-	100	100	-	-
23456789	100	100	-	-	100	100	-	-
2345678W	100	100	-	-	100	100	-	-
34567	55	65	10	18.2	55	65	10	18.2
3456789	55	65	10	18.2	55	65	10	18.2
345678W	55	65	10	18.2	55	65	10	18.2
4567	55	65	10	18.2	55	65	10	18.2
456789	55	65	10	18.2	55	65	10	18.2
45678W	55	65	10	18.2	55	65	10	18.2
567	55	65	10	18.2	55	65	10	18.2
56789	55	65	10	18.2	55	65	10	18.2
5678W	55	65	10	18.2	55	65	10	18.2
67	55	65	10	18.2	55	65	10	18.2
6789	55	65	10	18.2	55	65	10	18.2
678W	55	65	10	18.2	55	65	10	18.2
7	55	65	10	18.2	55	65	10	18.2
789	55	65	10	18.2	55	65	10	18.2
78W	55	65	10	18.2	55	65	10	18.2
78	55	65	10	18.2	55	65	10	18.2
789	55	65	10	18.2	55	65	10	18.2
78W	55	65	10	18.2	55	65	10	18.2
89	55	65	10	18.2	55	65	10	18.2
8W	55	65	10	18.2	55	65	10	18.2

* The Peak fare is charged for journeys starting between 06:30 and 09:30 and between 16:00 and 19:00 on normal weekdays. The Off-Peak fare applies to weekday journeys outside these times and at any time at weekends and on bank holidays. Off-Peak fares will also apply at other times for certain journeys to or from Euston (NR).

Oyster 'pay as you go' fares (continued)

Ticket/Zones	Oyster 'pay as you go' Peak* - pence		Change (p)	Change (%)	Oyster 'pay as you go' Off-Peak* - pence		Change (p)	Change (%)
	Current	Jan-10			Current	Jan-10		
16-17 and New Deal								
1	80	90	10	12.5	80	90	10	12.5
12	110	115	5	4.5	80	90	10	12.5
123	135	135	-	-	110	120	10	8.3
1234	140	155	15	10.7	110	120	10	8.3
12345	185	190	5	2.6	110	120	10	8.3
123456	190	210	10	10.5	110	120	10	8.3
1234567	235	235	-	-	150	170	20	13.3
12345678	300	300	-	-	150	170	20	13.3
123456789	300	300	-	-	150	170	20	13.3
123456W	London Midland fares							
Euston (NR) - W	London Midland fares							
2, 3, 4, 5, 6	55	65	10	18.2	55	65	10	18.2
23, 34, 45, 56	55	65	10	18.2	55	65	10	18.2
234, 345, 456	100	110	10	10.0	55	65	10	18.2
2345, 3456	100	110	10	10.0	55	65	10	18.2
23456	100	110	10	10.0	55	65	10	18.2
234567	150	160	10	6.7	100	115	15	15.0
2345678	200	200	-	-	100	115	15	15.0
23456789	200	200	-	-	100	115	15	15.0
2345678W	200	200	-	-	100	115	15	15.0
34567	125	135	10	8.0	55	65	10	18.2
3456789	175	175	-	-	55	65	10	18.2
345678W	175	175	-	-	55	65	10	18.2
4567	100	110	10	10.0	55	65	10	18.2
456789	150	150	-	-	55	65	10	18.2
456789W	150	150	-	-	55	65	10	18.2
567	100	100	-	-	55	65	10	18.2
56789	125	125	-	-	55	65	10	18.2
56789W	125	125	-	-	55	65	10	18.2
67	55	65	10	18.2	55	65	10	18.2
6789	100	100	-	-	55	65	10	18.2
678W	100	100	-	-	55	65	10	18.2
7	55	65	10	18.2	55	65	10	18.2
789	75	75	-	-	55	65	10	18.2
78W	75	75	-	-	55	65	10	18.2
78	55	65	10	18.2	55	65	10	18.2
789	75	75	-	-	55	65	10	18.2
78W	75	75	-	-	55	65	10	18.2
89	55	65	10	18.2	55	65	10	18.2
8W	55	65	10	18.2	55	65	10	18.2

* The Peak fare is charged for journeys starting between 06:30 and 09:30 and between 16:00 and 19:00 on normal weekdays. The Off-Peak fare applies to weekday journeys outside these times and at any time at weekends and on bank holidays. Off-Peak fares will also apply at other times for certain journeys to or from Euston (NR).

GREATER **LONDON** AUTHORITY

REQUEST FOR MAYORAL DECISION – MD457

Title: January 2010 Fare Changes

Executive Summary:

This paper sets out Transport for London's (TfL's) fares changes to be implemented from 2 January 2010. The changes are expected to raise around £125m per annum and will help protect front line services and key investment programmes.

On buses, key fares will increase by up to 20%. This will still leave the overall level of real bus fares below that of 2000/01. On the Underground, most Oyster pay as you go (PAYG) fares will increase by 20p, with larger absolute increases at longer distances during peak times.

PAYG will be extended to include National Rail (NR) services within London from 2 January 2010 and a number of changes to fares and charges will be made to reflect this. These changes affect the One Day PAYG Caps which will increase to match Travelcard prices; and charges for incomplete PAYG journeys, which will reflect the new LU-NR through PAYG fares.

Travelcard prices will be frozen under an agreement with the Department for Transport except where increases have been required to maintain the price differential with the Bus Pass season ticket.

Decision:

Approve the revisions to TfL fares from 2 January 2010 as set out below; and sign the attached Direction to TfL under section 155 (1)(c) of the Greater London Authority Act 1999 to implement these fares from that date.

Mayor of London

The above request has my approval.

Signature



Date

14/10/09

PART I - NON-CONFIDENTIAL FACTS AND ADVICE TO THE MAYOR

Decision required – supporting report

1. Introduction and background

- 1.1 The impact of the recession has been significant in London and this has had a major bearing on the state of Transport for London's (TfL's) finances. TfL has seen the biggest fall in journeys for economic reasons in over twenty years, particularly on the Tube, where demand had fallen by 6%. In total, a fall in revenues of around £3bn over the course of TfL's Business Plan to 2017/18 is now projected. This fall in revenue is also compounded by other pressures, in particular, the fallout from the collapse of Metronet (now under LU control, but leaving a cost legacy to be addressed).
- 1.2 TfL has already taken significant steps to mitigate the impact of these pressures and has more than doubled the scope and ambition of its savings programme, with £5bn being saved over the period to 2018.
- 1.3 However, the extent of the financial challenge is such that, in order to avoid deferring or cancelling capital investment that is critical to London's future, a substantial increase in fares is necessary. Details of the key fares changes are listed below.
- PAYG single fares will typically increase by 20 pence per ride on the buses and the Tube.
 - PAYG will be extended to include National Rail services in London on 2 January 2010.
 - Travelcard prices, which must be agreed with the Department for Transport and the Train Operators, will generally be frozen across the board, with certain important exceptions as set out below.

Bus and Tram fares

- 1.4 The cash fare of £2 will be frozen. The Bus & Tram PAYG fare of 100p will rise to 120p. The Seven Day Bus & Tram Pass season ticket will increase from £13.80 to £16.60. Longer period season tickets will increase in proportion to this.
- 1.5 Following the extension of Oyster retailing to all 4,000 outlets in the Ticket Stop network, the One Day Bus & Tram Pass paper ticket, which currently costs £3.80, will be withdrawn. The One Day Oyster cap will remain and provide an equivalent facility. The price of the One Day Oyster Cap will increase from 330p to 390p. Table 1 summarises the changes in the bus fares.

Tube Fares

- 1.6 The standard zonal cash fare on the Tube and other TfL rail services outside Zone 1 will increase from £3.20 to £3.50. The fare from Zone 1 to Zones 5 and 6 will increase from £4.00 to £4.50. PAYG adult fares will be increased on the Tube and other TfL rail services as shown in Table 2. The typical increase is 20p, with some longer distance fares to increase by up to 40p.

Travelcards and related price caps

- 1.7 London Travelcard prices will be frozen in most cases. However, the price of the Travelcard season ticket valid in 2 zones outside Zone 1 will increase from £16.60 to £19.00 for a seven day ticket and by the same proportion for longer period tickets. This increase will broadly maintain the price difference relative to the Bus & Tram Pass. Currently, for example, the price of the two zone 7 Day Travelcard is £2.80 higher than the Bus Pass price for 7 Days. This price difference will fall to £2.40 in 2010.

1.8 To reflect the extension of PAYG to National Rail from 2 January 2010, a number of changes are proposed to the one day ticket range:

- The One Day PAYG caps corresponding to the One Day Travelcard paper tickets will be increased by 50p to match the paper ticket prices. Currently, the One Day caps are set 50p below the paper ticket prices but offer a more limited set of travel opportunities since PAYG is not valid on most rail services in London. This will no longer be the case in 2010. The cap and the One Day Travelcard will then provide identical travel opportunities.
- The £1 Child off-peak Travelcard for children accompanying an adult Travelcard holder will be withdrawn. The £1 child off-peak Oyster cap will be maintained and will provide an equivalent facility following the extension of PAYG to National Rail. The £2 child off-peak Travelcard will also be retained unchanged to provide a facility for visitors and occasional users.
- The 3 day Travelcard range will be withdrawn from sale. Sales of this product are very low and prices are generally equivalent to those for 3 One Day PAYG caps.

These changes will help to deliver a number of benefits: for example, by reducing the misuse and re-cycling of printed One Day Travelcards; by simplifying the ticketing range; and by reducing the costs of the Ticket Stop network.

Other rail fares

- 1.9 Cash Fares - Following the installation of Oyster top-up vending machines at all DLR stations, the "short hop" cash fare of 160p will be withdrawn. The equivalent Oyster PAYG fare, for up to two zones outside central London Zone 1, will be 130p from January 2010. On London Overground, the short hop fare will also be withdrawn along with the remaining point-to-point season tickets to bring fares more fully into line with those on the Underground.
- 1.10 PAYG adult fares - New National Rail (NR) only PAYG fares and new through TfL-NR PAYG fares will apply from 2 January 2010. These fares will all follow the Travelcard zoning system and are set out in Annex A, together with the 2010 PAYG fares for TfL rail services. The NR-only fares shown in Annex A are set by the London Train Operating Companies (TOCs) and are shown for information only. The proposed through fares are set by agreement between TfL and the TOCs. For journeys not involving Zone 1, the through fare will be the same as the NR only fare. There will be no additional charge for travel through onto LU provided no additional zones are used. For journeys involving Zone 1, through zonal fares will be calculated as the NR zonal fare plus 110p (the 2009 minimum LU fare for a single zone).
- 1.11 The current times for peak/off-peak prices will apply to all the PAYG fare categories. The daily PAYG price caps corresponding to One Day Travelcard prices will also apply across all the fare categories. Within Zones 1-6, the highest through fare in the peak will be £6.00 and in the off-peak £4.30. This is compared to a printed through single ticket for Zones 1 to 6 of £7.00 today.
- 1.12 PAYG Entry and Exit charges - The current charge for incomplete adult fare PAYG journeys on TfL rail services is typically £4. This corresponds to the Zones 1-6 cash fare. From January 2010, it is proposed to revise this rule, with the charge for incomplete journeys becoming the Zones 1-6 through PAYG fare. This means a charge of £6 for incomplete peak time PAYG journeys and £4.30 for journeys at off-peak times and the weekend. This will help to encourage more consistent use of the touch in/touch out facility, assisting with enforcement as the higher penalty for incomplete fares will act as a deterrent. The new charges will apply at all stations in Zones 1-6 and at all stations beyond Zones 1-6 where PAYG is accepted and the charges are controlled by TfL. There are five stations beyond Zones 1-6 where fares are set by the Operators and different charges may apply.

Concessionary Fares

- 1.13 PAYG – 16/17 fares - Currently, 16/17s pay half rate adult PAYG fares on TfL rail services. This will continue to be the case. Unfortunately, despite the efforts of TfL, the Train Operators do not wish to offer an equivalent concession. Accordingly, 16/17s will pay adult PAYG fares for NR and through PAYG journeys. One Day caps and incomplete journey charges for 16/17s will also follow the adult rates.
- 1.14 PAYG – 11/15 fares - Currently, 11/15s in possession of an Oyster photocard pay a flat 55p PAYG fare on TfL rail services. This will increase to 65p in January 2010 so that it continues to represent half the minimum adult one zone fare. On TfL rail services there is currently a single daily PAYG price cap of 100p for 11/15s. In 2010, this 100p daily cap will include NR travel but will not apply before 09:30 Monday-Friday. New Monday-Friday all day caps will apply corresponding to child All Day Travelcard prices – which are half the adult rate.

The Train Operators propose to charge the under 15s half-rate adult fares generally. See Table A2. However, after 09:30 Monday-Friday and all day at weekends, the 100p cap will limit the fare to at most 100p. The zonal NR fares will also apply generally for through TfL-NR PAYG journeys by the 11-15s, with no additional charge for travel through onto LU provided no additional zones are used.

- 1.15 PAYG – under 11 fares - Under 11s travel free on TfL rail services if accompanied by an adult or if in possession of an under 11s photocard. The TOCs are unwilling to permit children under 11 to travel free and the same fares will apply for NR and through travel as for the 11/15s.
- 1.16 PAYG entry and exit charges for the under 16s - Currently, the charges for incomplete PAYG journeys on TfL rail services are 55p for the 11-15s and zero for the under 11s, who travel free. At TfL rail stations, these charges will rise to 65p for 11-15s but remain at zero for the under 11s. At the stations they operate, the Train Operators propose to charge incomplete PAYG journeys by the under 16s, 245p at peak times and 100p at off-peak times. A list of Operator stations is attached as Annex B. This highlights joint stations such as Wimbledon which are Train Company operated and where the higher entry/exit charges will apply.
- 1.17 The New Deal - On TfL rail services, the New Deal card holder concession will become Oyster only and comprise half price Travelcard seasons and cash fares and half price PAYG single fares and daily caps. Half rate PAYG fares will also be available to New Deal card holders on NR services in London. New Deal card holders will cease to be entitled to child rate One Day Travelcards. This will make the concession a uniform 50% discount and further limit the scope for misuse associated with the paper One Day Travelcard.
- 1.18 Railcard holders - Holders of 16-25, Senior, Disabled and Forces Railcards are currently entitled to a 34% discount on the off-peak rail caps. This entitlement will continue and will be extended to include PAYG travel on NR services in London. In addition, to reflect existing concessions on National Rail cash fares, holders of the above Railcards will receive off-peak PAYG single fare discounts of 34% for NR and through journeys. Companions of Disabled Railcard holders will become entitled to travel at the child off-peak Travelcard rate of £2.00.
- 1.19 Other concessions - All other fare concessions will be maintained. Where these provide a percentage discount such as a half fare, 2010 prices will rise pro-rata to the full adult fares.

2. Issues for consideration

- a) Links to strategies and Corporate Plan

- 2.1 The overall aim of the fare proposals is to ensure that fare policy fully supports the objectives and policy criteria set out in the Mayor's Transport Strategy (MTS). The Statement of Intent of the MTS and public consultation draft of this Strategy highlights the importance of continuing to invest in the major improvements to the capacity and quality of the transport system. Between now and 2018 TfL will upgrade eight Tube lines, build Crossrail, expand the DLR and London Overground networks, deliver a revolution in cycling and walking, improve London's public spaces, smooth traffic flow and introduce a cleaner, greener New Bus for London. It is essential that the necessary funding stream is in place to deliver these improvements.
- 2.2 The Statement of Intent and draft MTS also highlights the importance of improving transport opportunity for all Londoners and in doing so ensure that the costs of transport remain affordable. This is consistent with the statements of the current Transport Strategy, published in 2001. All concessions for the less well off are being maintained, along with the free travel concessions for the under 18s; and the wider 24/7 availability of the Freedom Pass. The new bus fares will still mean that London bus fares are below the level of 2000/1 in real terms net of inflation and around a third cheaper than in other major cities in the UK. See Diagram 1.
- 2.3 On the Tube, all concessions are being maintained, with a number, such as the 100p child daily fares cap, being extended as a result of the extension of PAYG to National Rail. The new Tube fares will still mean that fares will have increased by no more than RPI+1% per annum over the years from 2000/1. See Diagram 2.
- 2.4 The Statement of Intent highlights importance of Oyster on National Rail. The extension of PAYG to National Rail is one of the key elements of the fare changes and will encourage passengers to use the most appropriate mix of modes for the journeys and reduce the need for service duplication. Further it will assist with smooth interchange between modes and negate the need to buy tickets, thus reducing queues at ticket offices for example.

b) Impact assessments and consultation

- 2.5 In the present case, the primary aim is to ensure that sufficient financial resources are available to fund key projects and services. The new fares are projected to increase TfL revenue by some £125m per annum. There are minimal implications for health and sustainable development. Bus passenger journeys are projected to fall slightly in 2010/11 but this needs to be seen in the context of the 50% plus growth in bus travel since 2000/01. There will be some reduction in Tube patronage in 2010 but this reflects primarily the loss of jobs and the recession, not changes in modal share or transfers to car.
- 2.6 The Mayor is not required to conduct a statutory consultation on fares.

c) Risk

- 2.7 The fare changes follow a conventional pattern. GLA officers therefore consider that implementation risks are minimal.

3. Financial Comments

- 3.1 There are no financial implications for the core GLA from these proposals.
- 3.2 Table 3 summarises the revenue yields from the fare changes. Overall, the bus fare changes will increase fares for the 67% of bus users who pay fares by around 13% and yield around £80m in additional revenue per annum. The Tube fare changes will increase fares for the 95% of users who

pay fares by around 4% overall and yield around £45m in additional revenue per annum. The total impact of these proposals on TfL's fares revenue is expected to be to increase revenue by some £125m per annum in 2010/11.

4. Legal Comments

- 4.1 Under section 174(1) of the Greater London Authority Act 1999, the Mayor is under a duty to exercise his power to issue a direction to TfL under section 155(1) of the Act in such a way as to ensure that the general level and structure of fares for public passenger transport services. This applies to services provided by TfL and other parties who provide services acting under specified contracts with TfL. The proposed direction is to be made under section 155(1)(c) which allows the Mayor to issue specific directions to TfL as to the exercise of its functions.

4. Background/supporting papers

None.

Public access to information

Information in this form is subject to the Freedom of Information Act 2000 (FOI Act) and other legislation. Part 1 of this form will be made available on the Greater London Authority website within 1 working day of approval. Any facts and advice that should not be made automatically available on request should not be included in Part 1 but instead on the separate Part 2 form. Deferment is only applicable where release before that date would compromise the implementation of the decision being approved.

Is the publication of this approval to be deferred? NO

If yes, for what reason:

Until what date:

Is there a part 2 form - NO

ORIGINATING OFFICER DECLARATION:

*Tick to
indicate
approval*

Sponsoring Director:

Fiona Fletcher-Smith has reviewed the request and is satisfied it is correct and consistent with the Mayor's plans and priorities.

✓

Mayoral Advisor:

Kulveer Ranger, has been consulted about the proposal and agrees the recommendations.

✓

Head of Law:

Ellen Howard (TfL) has commented on this proposal on behalf of the Head of Law.

✓

OFFICER APPROVAL**Executive Director, Resources**

I have been consulted about the proposal and confirm that Financial and Legal advice have been taken into account in the preparation of this report.


Signature 

Date 12.10.09

Chief of Staff

I am satisfied that this is an appropriate request to be submitted to the Mayor

Signature



Date 12.10.09.

Table 1: Proposed Bus & Tram Ticket prices (pence)

	Current 2009	Proposed 2010	
	Price	Price	Increase
Pay as you go – single journey	100p	120p	20.0%
Pay as you go – day cap	£3.30	£3.90	18.2%
Cash single	200p	200p	-
Seven Day Bus & Tram Pass	£13.80	£16.60	20.3%
Seven Day Travelcard (2 zones, not Zone 1)	£16.60	£19.00	14.5%

Table 2: Underground/DLR Ticket and Travelcard prices

	Current 2009		Proposed 2010			
	Price		Price		Increase	
	Peak	Off peak	Peak	Off peak	Peak	Off peak
PAYG – single journey fares (pence)						
<i>including Zone 1</i>						
1 Zone	160	160	180	180	12.5%	12.5%
2 Zones	220	160	230	180	4.5%	12.5%
3 Zones	270	220	270	240	-	9.1%
4 Zones	280	220	310	240	10.7%	9.1%
5 Zones	370	220	380	240	2.7%	9.1%
6 Zones	380	220	420	240	10.5%	9.1%
<i>excluding Zone 1</i>						
2 Zones	110	110	130	130	18.2%	18.2%
3 Zones	200	110	220	130	10.0%	18.2%
4 Zones	200	110	220	130	10.0%	18.2%
5 Zones	200	110	220	130	10.0%	18.2%
Cash – single journey fares (pence)						
<i>including Zone 1</i>						
4 Zones	400		400		-	
6 Zones	400		450		12.5%	
<i>excluding Zone 1</i>						
5 Zones	320		350		9.4%	
Seven Day Travelcard prices (£)						
<i>including Zone 1</i>						
2 Zones	£25.80					
3 Zones	£30.20					
4 Zones	£36.80					
5 Zones	£44.00					
6 Zones	£47.60					
<i>excluding Zone 1</i>						
2 Zones	£16.60		£19.00		14.5%	
3 Zones	£21.40					
4 Zones	£25.60					
5 Zones	£32.40					

Table 3: Full year revenue yields from proposed 2010 fares changes (£m)

	Bus	Tube
Revenue yield due to price effects		
Pay as you go	65	55
Cash single	-	2
Bus & Tram Pass Season	44	-
Travelcard Season	9	4
Total price effect	118 (+12.7%)	61 (+3.9%)
Journey loss effect on revenue	-46	-23
Real fares effect on revenue (assumes 2% RPI inflation in 2010)	+5	+9
Final revenue yield	78 (+8.4%)	47 (+3.0%)

Table A1: PAYG zone to zone fares applying on TfL Rail services in 2010

A1a: TfL Adult Peak fares

1	180							
2	230	130						
3	270	130	130					
4	310	220	130	130				
5	380	220	220	130	130			
6	420	220	220	220	130	130		
7	470	320	270	220	200	130	130	
8	600	400	350	300	250	200	130	
9	600	400	350	300	250	200	150	130
W	700	400	350	300	250	200	150	130
G	620	410	380	330	220	220		
	1	2	3	4	5	6	7	8

A1b: TfL Adult Off-Peak fares

1	180							
2	180	130						
3	240	130	130					
4	240	130	130	130				
5	240	130	130	130	130			
6	240	130	130	130	130	130		
7	340	230	130	130	130	130	130	
8	340	230	130	130	130	130	130	
9	340	230	130	130	130	130	130	130
W	450	230	130	130	130	130	130	130
G	550	330	320	250	190	190		
	1	2	3	4	5	6	7	8

NOTES

1. The 2010 fares shown for travel in Zones 1-9 have generally increased by 20p or 10% if this is greater.
2. The fare from Zone W (Watford Junction) to Zone 1 is set by London Midland.
3. Zone G comprises Purfleet, Rainham, Grays, and Chafford Hundred.
4. The PAYG fares involving Zone G are new fares set by agreement with c2c.

A1c: TfL Child Peak fares

1	65							
2	65	65						
3	65	65	65					
4	65	65	65	65				
5	65	65	65	65	65			
6	65	65	65	65	65	65		
7	100	65	65	65	65	65	65	
8	150	100	65	65	65	65	65	
9	150	100	65	65	65	65	65	65
W	200	100	65	65	65	65	65	65
G	230	205	190	165	110	110		
	1	2	3	4	5	6	7	8

A1d: TfL Child Off-Peak fares

1	65							
2	65	65						
3	65	65	65					
4	65	65	65	65				
5	65	65	65	65	65			
6	65	65	65	65	65	65		
7	100	65	65	65	65	65	65	
8	100	100	65	65	65	65	65	
9	100	100	65	65	65	65	65	65
W	200	100	65	65	65	65	65	65
G	195	165	160	125	95	95		
	1	2	3	4	5	6	7	8

Table A2: PAYG zone to zone fares applying on Train Company services in 2010

A2a: Train Adult Peak fares

1	190							
2	210	140						
3	260	180	140					
4	310	220	180	140				
5	390	270	220	180	140			
6	490	320	270	220	180	140		
7	490	320	270					
8	600	400	350					
9	600	400	350					
W	650	400	350					
G	460	410	380	330	220	220		
	1	2	3	4	5	6	7	8

A2b: Train Adult Off-Peak fares

1	150							
2	170	130						
3	200	150	130					
4	230	170	150	130				
5	260	200	170	150	130			
6	320	220	200	170	150	130		
7	320	230	200					
8	320	230	200					
9	320	230	200					
W	400	230	200					
G	390	330	320	250	190	190		
	1	2	3	4	5	6	7	8

NOTES

1. The fares shown for Zones 1-6 are set by the Train Companies and apply on most Train services in London.
2. Train fares beyond Zones 1-6 follow the TfL fares shown in Table 1, unless the level of the Train fare for Zones 1-6 requires a higher fare to be charged to avoid anomalies.

A2c: Train Child Peak fares

1	95							
2	105	70						
3	130	90	70					
4	155	110	90	70				
5	195	135	110	90	70			
6	245	160	135	110	90	70		
7	245	160	135					
8	245	160	135					
9	245	160	135					
W	245	160	135					
G	230	205	190	165	110	110		
	1	2	3	4	5	6	7	8

A2d: Train Child Off-Peak fares

1	75							
2	85	65						
3	100	75	65					
4	100	85	75	65				
5	100	100	85	75	65			
6	100	100	100	85	75	65		
7	100	100	100					
8	100	100	100					
9	100	100	100					
W	200	100	100					
G	195	165	160	125	95	95		
	1	2	3	4	5	6	7	8

Table A3: PAYG zone to zone fares applying for Train-TfL through journeys in 2010

A3a: Through Adult Peak fares

1	300							
2	320	140						
3	370	180	140					
4	420	220	180	140				
5	500	270	220	180	140			
6	600	320	270	220	180	140		
7	600	320	270					
8	600	400	350					
9	600	400	350					
W	700	400	350					
G	620	410	380	330	220	220		
	1	2	3	4	5	6	7	8

A3b: Adult Off-Peak

1	260							
2	280	130						
3	310	150	130					
4	340	170	150	130				
5	370	200	170	150	130			
6	430	220	200	170	150	130		
7	450	230	200					
8	450	230	200					
9	450	230	200					
W	450	230	200					
G	550	330	320	250	190	190		
	1	2	3	4	5	6	7	8

NOTES

1. In Zones 1-6 the through fares are the same as the Train fares shown in Table A2, except that journeys involving Zone 1 attract an additional charge of 110p.
2. Beyond Zones 1-6, the through fares follow the TfL fares shown in Table A1, unless the level of the train fare for Zones 1-6 requires a higher fare to be charged to avoid anomalies.
3. Through child fares are the same as the Train Company fares shown in Table A2.

A3c: Through Child Peak fares

1	95							
2	105	70						
3	130	90	70					
4	155	110	90	70				
5	195	135	110	90	70			
6	245	160	135	110	90	70		
7	245	160	135					
8	245	160	135					
9	245	160	135					
W	245	160	135					
G	230	205	190	165	110	110		
	1	2	3	4	5	6	7	8

A3d: Through Child Off-Peak fares

1	75							
2	85	65						
3	100	75	65					
4	100	85	75	65				
5	100	100	75	75	65			
6	100	100	100	85	75	65		
7	100	100	100					
8	100	100	100					
9	100	100	100					
W	200	100	100					
G	195	165	160	125	95	95		
	1	2	3	4	5	6	7	8

Table A4: PAYG daily zone to zone caps applying on all modes in 2010

A4a: Adult Peak Day Caps

1	720					
2	720	720				
3	860	860	860			
4	1000	900	900	900		
5	1260	900	900	900	900	
6	1480	900	900	900	900	900
7	1620	1060	1060	1060	1060	1060
8	1620	1060	1060	1060	1060	1060
9	1620	1060	1060	1060	1060	1060
W	1800	1260	1260	1260	1260	1260
G	1800	1260	1260	1260	1260	1260
	1	2	3	4	5	6

A4b: Adult Off-Peak Day Caps

1	560					
2	560	510				
3	630	510	510			
4	630	510	510	510		
5	750	510	510	510	510	
6	750	510	510	510	510	510
7	900	560	560	560	560	560
8	900	560	560	560	560	560
9	900	560	560	560	560	560
W	1350	760	760	760	760	760
G	1350	760	760	760	760	760
	1	2	3	4	5	6

A4c: Child Peak Day Caps

1	360					
2	360	360				
3	430	430	430			
4	500	450	450	450		
5	630	450	450	450	450	
6	740	450	450	450	450	450
7	810	530	530	530	530	530
8	810	530	530	530	530	530
9	810	530	530	530	530	530
W	900	630	630	630	630	630
G	900	630	630	630	630	630
	1	2	3	4	5	6

A4d: Child Off-Peak Day Caps

1	100					
2	100	100				
3	100	100	100			
4	100	100	100	100		
5	100	100	100	100	100	
6	100	100	100	100	100	100
7	100	100	100	100	100	100
8	100	100	100	100	100	100
9	100	100	100	100	100	100
W	670	200	200	200	200	200
G	670	200	200	200	200	200
	1	2	3	4	5	6

NOTES

1. The adult caps in Zones 1-9 are as today plus 50p.
2. The child off-peak caps for Zones 1-9 are as current.
3. The adult caps for Zone 1 – W/G are set by the Train Companies involved.
4. The child peak caps reflect the prices of Anytime child Travelcards.

A5a: 2009 TfL Rail PAYG Adult Peak fares

1	160							
2	220	110						
3	270	110	110					
4	280	200	110	110				
5	370	200	200	110	110			
6	380	200	200	200	110	110		
7	470	300	250	200	200	110	110	
8	600	400	350	300	250	200	110	
9	600	400	350	300	250	200	150	110
W	700	400	350	300	250	200	150	110
G	N/A	N/A	N/A	N/A	N/A	N/A	N/A	N/A
	1	2	3	4	5	6	7	8

A5b: 2009 TfL Rail PAYG Adult Off-Peak fares

1	160							
2	160	110						
3	220	110	110					
4	220	110	110	110				
5	220	110	110	110	110			
6	220	110	110	110	110	110		
7	300	200	110	110	110	110	110	
8	300	200	110	110	110	110	110	
9	300	200	110	110	110	110	110	110
W	450	200	110	110	110	110	110	110
G	N/A	N/A	N/A	N/A	N/A	N/A	N/A	N/A
	1	2	3	4	5	6	7	8

A5c: 2009 TfL Rail PAYG Child Peak fares

1	55							
2	55	55						
3	55	55	55					
4	55	55	55	55				
5	55	55	55	55	55			
6	55	55	55	55	55	55		
7	100	55	55	55	55	55	55	
8	150	100	55	55	55	55	55	
9	150	100	55	55	55	55	55	55
W	200	100	55	55	55	55	55	55
G	N/A	N/A	N/A	N/A	N/A	N/A	N/A	N/A
	1	2	3	4	5	6	7	8

A5d: 2009 TfL Rail PAYG Child Off-Peak fares

1	55							
2	55	55						
3	55	55	55					
4	55	55	55	55				
5	55	55	55	55	55			
6	55	55	55	55	55	55		
7	100	55	55	55	55	55	55	
8	100	100	55	55	55	55	55	
9	100	100	55	55	55	55	55	55
W	200	100	55	55	55	55	55	55
G	N/A	N/A	N/A	N/A	N/A	N/A	N/A	N/A
	1	2	3	4	5	6	7	8

A6a: 2009-2010 Changes - Adult Peak fares

1	20							
2	10	20						
3	-	20	20					
4	30	20	20	20				
5	10	20	20	20	20			
6	40	20	20	20	20	20		
7	-	20	20	20	-	20	20	
8	-	-	-	-	-	-	20	
9	-	-	-	-	-	-	-	20
W	-	-	-	-	-	-	-	20
G	N/A	N/A	N/A	N/A	N/A	N/A	N/A	N/A
	1	2	3	4	5	6	7	8

A6b: 2009-2010 Changes - Adult Off-Peak fares

1	20							
2	20	20						
3	20	20	20					
4	20	20	20	20				
5	20	20	20	20	20			
6	20	20	20	20	20	20		
7	40	30	20	20	20	20	20	
8	40	30	20	20	20	20	20	
9	40	30	20	20	20	20	20	20
W	-	30	20	20	20	20	20	20
G	N/A	N/A	N/A	N/A	N/A	N/A	N/A	N/A
	1	2	3	4	5	6	7	8

A6c: 2009-2010 Changes - Child Peak fares

1	10							
2	10	10						
3	10	10	10					
4	10	10	10	10				
5	10	10	10	10	10			
6	10	10	10	10	10	10		
7	-	10	10	10	10	10	10	
8	-	-	10	10	10	10	10	
9	-	-	10	10	10	10	10	10
W	-	-	10	10	10	10	10	10
G	N/A	N/A	N/A	N/A	N/A	N/A	N/A	N/A
	1	2	3	4	5	6	7	8

A6d: 2009-2010 Changes – Child Off-Peak fares

1	10							
2	10	10						
3	10	10	10					
4	10	10	10	10				
5	10	10	10	10	10			
6	10	10	10	10	10	10		
7	-	10	10	10	10	10	10	
8	-	-	10	10	10	10	10	
9	-	-	10	10	10	10	10	10
W	-	-	10	10	10	10	10	10
G	N/A	N/A	N/A	N/A	N/A	N/A	N/A	N/A
	1	2	3	4	5	6	7	8

Annex B

Stations where Train Operator set entry and exit charges will apply.

Stations currently applying TFL charges are denoted by an "O"

Abbey Wood	Cheam	Fenchurch Street O
Acton Main Line O	Chelsfield	Finsbury Park
Albany Park	Chessington North	Forest Gate
Alexandra Palace	Chessington South	Forest Hill
Anerley	Chingford	Fulwell
Angel Road	Chipstead	Gidea Park
Balham (NR)	Chislehurst	Gipsy Hill
Banstead	Chiswick	Goodmayes
Barking	City Thameslink	Gordon Hill
Barnehurst	Clapham High Street O	Grange Park
Barnes	Clapham Junction O	Grays
Barnes Bridge	Clapton O	Greenwich
Battersea Park	Clock House	Grove Park
Beckenham Hill	Coulsdon South	Hackbridge
Beckenham Junction	Crayford	Hackney Downs O
Bellingham	Crews Hill	Hadley Wood
Belmont	Cricklewood	Hampton
Belvedere	Crofton Park	Hampton Court
Berrylands	Crystal Palace	Hampton Wick
Bethnal Green (NR) O	Dagenham Dock	Hanwell O
Bexley	Denmark Hill	Harold Wood
Bexleyheath	Deptford	Harringay
Bickley	Drayton Green	Haydons Road
Birkbeck	Drayton Park	Hayes & Harlington O
Blackfriars (NR) O	Ealing Broadway O	Hayes (Kent)
Blackheath	Earlsfield	Hendon
Bowes Park	East Croydon	Herne Hill
Brentford	East Dulwich	Highams Park
Brimsdown	Eden Park	Hither Green
Brixton (NR)	Edmonton Green	Honor Oak Park
Brockley	Elephant&Castle(NR) O	Hornsey
Bromley North	Elmers End	Hounslow
Bromley South	Elmstead Woods	Ilford
Bruce Grove	Elstree	Isleworth
Bush Hill Park	Eltham	Kenley
Cambridge Heath O	Emerson Park	Kent House
Cannon Street (NR)	Enfield Chase	Kew Bridge
Carshalton	Enfield Lock	Kidbrooke
Carshalton Beeches	Enfield Town	King's Cross (NR)
Castle Bar Park	Epsom Downs	Kingston
Caterham	Erith	Kingswood
Catford	Essex Road O	Knockholt
Catford Bridge	Euston (NR)	Ladywell
Chadwell Heath	Ewell East	Lee
Chafford Hundred	Ewell West	Lewisham (NR)
Charing Cross (NR)	Falconwood	Limehouse (NR) O
Charlton	Feltham	Liverpool Street (NR) O

London Bridge (NR) 1-6	Rainham (Essex)	Thornton Heath
London Bridge (NR) 8-16	Ravensbourne	Tolworth
London Fields ○	Raynes Park	Tooting
Loughborough Junction	Rectory Road ○	Tulse Hill
Lower Sydenham	Reedham	Turkey Street
Malden Manor	Richmond	Twickenham
Manor Park	Riddlesdown	Upminster
Maryland	Romford	Upper Warlingham
Marylebone ○	Sanderstead	Vauxhall (NR)
Maze Hill	Selhurst	Victoria (NR) 1-8
Mill Hill Broadway	Seven Kings	Victoria (NR) 9-19
Mitcham Eastfields	Shortlands	Waddon
Mitcham Junction	Sidcup	Wallington
Morden South	Silver Street	Walthamstow Central ○
Mortlake	Slade Green	Wandsworth Common
Motspur Park	Smitham	Wandsworth Road
Mottingham	South Bermondsey	Wandsworth Town
New Barnet	South Croydon	Waterloo (NR)
New Beckenham	South Greenford	Waterloo East
New Cross ○	South Merton	Watford Junction ○
New Cross Gate ○	Southall ○	Welling
New Eltham	Southbury	Wembley Stadium ○
New Malden	St Helier	West Croydon
New Southgate	St James Street ○	West Drayton ○
Norbiton	St Johns	West Dulwich
Norbury	St Margarets	West Ealing ○
North Dulwich	St Mary Cray	West Hampstead Thameslink
North Sheen	St Pancras International	West Norwood
Northolt Park	Stamford Hill ○	West Sutton
Northumberland Park	Stoke Newington ○	West Wickham
Norwood Junction	Stoneleigh	Westcombe Park
Nunhead	Stratford ○	White Hart Lane
Oakleigh Park	Strawberry Hill	Whitton
Ockendon	Streatham	Whyteleafe
Orpington	Streatham Common	Whyteleafe South
Paddington (NR) ○	Streatham Hill	Wimbledon ○
Palmers Green	Sudbury & Harrow Road	Wimbledon Chase
Peckham Rye	Sudbury Hill Harrow	Winchmore Hill
Penge East	Sundridge Park	Wood Street
Penge West	Surbiton	Woodmansterne
Petts Wood	Sutton	Woolwich Arsenal (NR)
Plumstead	Sutton Common	Woolwich Dockyard
Ponders End	Sydenham	Worcester Park
Purfleet	Sydenham Hill	
Purley	Syon Lane	
Purley Oaks	Tadworth	
Putney	Tattenham Corner	
Queens Road Peckham	Teddington	
Queenstown Road Battersea	Thames Ditton	

Diagram 1: Average bus fare per journey, London vs English PTEs.

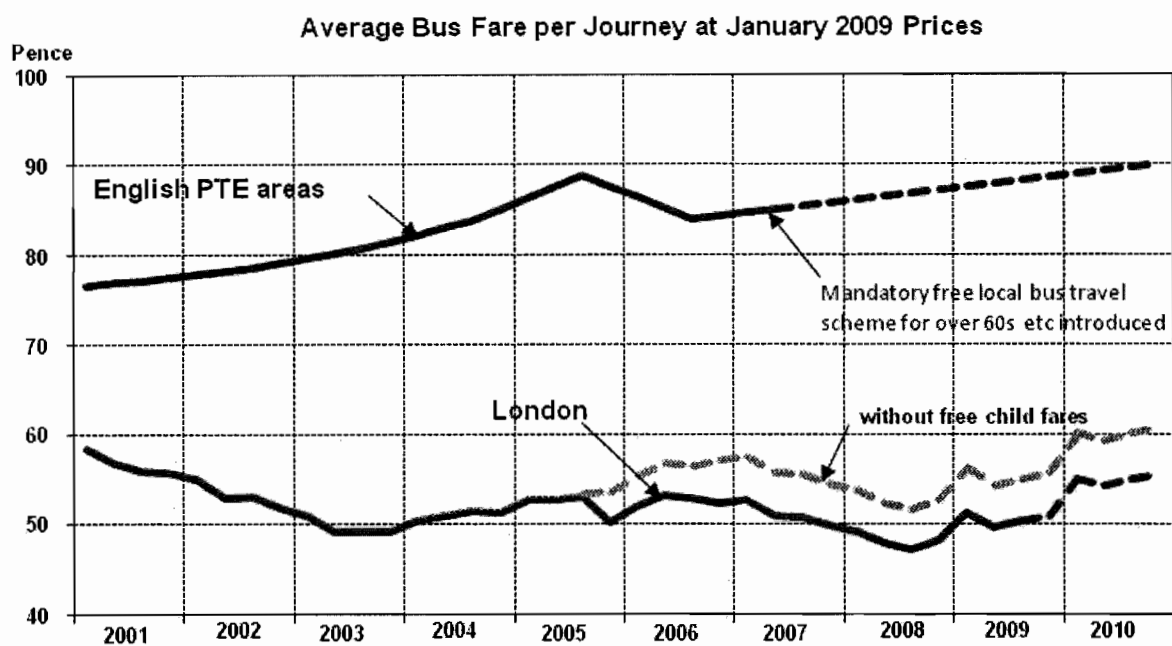
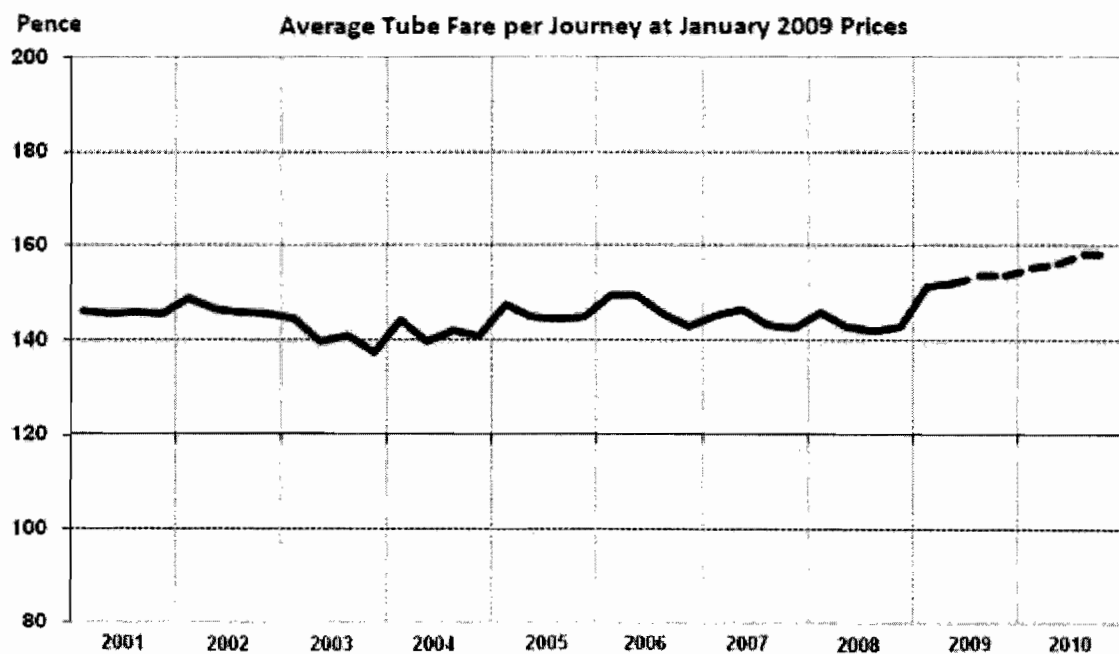


Diagram 2 Average Tube Fares per Journey at January 2009 Prices



GREATER **LONDON** AUTHORITY

Mayor's Office

City Hall
The Queen's Walk
London SE1 2AA
Switchboard: 020 7983 4000
Minicom: 020 7983 4458
Web: www.london.gov.uk

Peter Hendy

Transport Commissioner
Transport for London
Windsor House
42/50 Victoria Street
London SW1H 0TL

Date: 20 OCT 2010

I, BORIS JOHNSON, MAYOR OF LONDON, in exercise of the powers conferred on me by section 155(1)(c) of the Greater London Authority Act 1999 ("the Act") and in pursuance of my duty under section 174 of the Act, hereby direct Transport for London that the level and structure of fares to be charged for public passenger transport services provided by Transport for London or by any other person in pursuance of an agreement under section 156(2) or 3(a) of the Act or in pursuance of a transport subsidiary's agreement shall from the second day of January 2011 be in accordance with the Schedule attached hereto.

Dated this day 20 of October 2010.



Boris Johnson
Mayor of London

GREATER LONDON AUTHORITY

REQUEST FOR MAYORAL DECISION – MD698

Title: January 2011 Fare Changes

Executive Summary:

This paper sets out Transport for London's (TfL's) proposed fare changes to be implemented from 2 January 2011. The proposed changes will increase TfL fares by 6.8% overall, in line with TfL's Business Planning assumptions to increase fares by 2% more than the annual Retail Price Index (RPI) increase, which stood at 4.8% in the benchmark month of July 2010. The proposed changes are expected to raise around £165m per year and will help protect front line services and key investment programmes.

On the Underground, Travelcard season prices generally increase in line with the overall fares target. Pay as you go (PAYG) fares increase between 10p and 30p. Some off-peak PAYG fares are frozen while PAYG fares to Zone 1 in the evening peak are reduced to the off-peak rate.

The Bus Pass season price increases by 7.2% and the bus PAYG single fare by 10p to 130p.

The refundable deposit on a new Oystercard increases from £3 to £5.

Decision:


The Mayor is asked to:

Approve the proposed revisions to TfL fares to be implemented from 2 January 2011 as set out below; and sign the attached Direction to TfL under section 155 (1)(c) of the Greater London Authority Act 1999 to implement these fares from that date.

Mayor of London

The above request has my approval.

Signature



Date

20.10.10

PART I - NON-CONFIDENTIAL FACTS AND ADVICE TO THE MAYOR

Decision required – supporting report

1. Introduction and background

- 1.1 In 2009, TfL passenger numbers fell significantly as a result of the recession. At one point, Tube trips were down 6% year on year. In 2010, there has been a significant recovery. However, uncertainty remains regarding future demand. Despite the recovery to date, passenger numbers remain below the level projected in TfL's 2008 Business Plan developed prior to the recession. These shortfalls in demand and revenue are being compounded by other funding pressures, including the legacy of the Tube PPP and the likely outcome of the Government's Comprehensive Spending Review.
- 1.2 TfL is continuing to seek to mitigate the impact of these pressures and to extend the scope and ambition of its savings programmes beyond the £5 billion of saving identified in the 2009 Business Plan. However, the extent of the financial challenge is such that an RPI+2% increase in fares from 2 January 2011, as envisaged in TfL's 2009 Business Plan, is deemed necessary to mitigate the risk of cuts to capital programmes and front line services. Details of the key fare changes are listed below. These reflect the annual increase of 4.8% in the retail prices index (RPI) in the benchmark month of July 2010.

Proposed Bus and Tram fares from 2 January 2011

- 1.3 It is proposed that the Bus and Tram PAYG fare increases from £1.20 to £1.30. The One Day PAYG cap increases by 10p to £4.00, just 10p more than the cost of 3 bus rides. The 7 Day Bus and Tram season ticket increases by £1.20 to £17.80. Longer period bus and tram season tickets increase in proportion*. The bus cash fare, which is now bought by less than 2% of bus users, increases from £2.00 to £2.20. This increase is designed to further encourage the use of pre-paid tickets such as Oyster. Cash sales on the bus slow down boarding and increase the time buses spend at stops, degrading the customer experience, increasing operating costs and worsening general traffic congestion.
- 1.4 Table 1.1 summarises the changes in bus and Tram fares. Overall, taken with the effect of higher Travelcard prices outlined below, the changes deliver a yield in line with the RPI+2% target figure. See Table 3.1.

Table 1.1: Bus and Tram tickets – 2011 prices (£)

	2010	2011	Percent increase
PAYG - single	£1.20	£1.30	8.3%
PAYG – one day cap	£3.90	£4.00	2.6%
Cash - single	£2.00	£2.20	10%
7 Day Bus and Tram Pass*	£16.60	£17.80	7.2%

* Monthly Bus and Tram Passes will continue to be priced at 3.84 times the 7 day price (rounded up to the nearest 10p) and annual Bus and Tram Passes at 40 times the 7 day price. Consequently their prices will rise by the same percentage.

Proposed Tube fares etc in Zones 1-6 from 2 January 2011

- 1.5 Underlying themes of the Tube fare changes are to continue to encourage customers to move to Oyster; to promote travel at off-peak times or where there is spare capacity; and to harmonise TfL and National Rail PAYG fares.
- 1.6 Proposed PAYG adult fares in 2010 and 2011 on the Tube and other TfL rail services (i.e. the Tube, DLR and London Overground) where Tube fares apply are shown in Table 1.2. Most peak fares increase by 10p or 20p, with 30p increases at longer distances. In the off-peak, most fares are either frozen or increase by only 10p. In the evening peak, off-peak fares will apply in 2011 for journeys that start in Zones 2 and beyond and end in Zone 1. This will reduce fares for early evening travel to central London. At this time, there is still generally spare capacity on the Tube for travel against the flow.

Table 1.2: PAYG on TfL rail services – 2011 prices (£)

	2010		2011		Percent increase	
	Peak	Off-peak	Peak	Off-peak	Peak	Off-peak
Zones inc Zone 1						
1	£1.80	£1.80	£1.90	£1.90	6%	6%
2	£2.30	£1.80	£2.50	£1.90	9%	6%
3	£2.70	£2.40	£2.90	£2.50	7%	4%
4	£3.10	£2.40	£3.40	£2.50	10%	4%
5	£3.80	£2.40	£4.10	£2.70	8%	13%
6	£4.20	£2.40	£4.50	£2.70	7%	13%
Zones exc Zone 1						
1	£1.30	£1.30	£1.40	£1.30	8%	0%
2	£1.30	£1.30	£1.40	£1.30	8%	0%
3	£2.20	£1.30	£2.20	£1.40	0%	8%
4	£2.20	£1.30	£2.50	£1.40	14%	8%
5	£2.20	£1.30	£2.50	£1.40	14%	8%

- 1.7 The PAYG fares being adopted by the Train Operators are shown for information in the Annex, together with the associated Train-Tube PAYG fares. In the off-peak, the Operators have agreed to freeze PAYG fares on their services and also to freeze through fares not involving Zone 1. Off-peak through fares via Zone 1 increase by 10p. In the peak, the Operators are increasing their PAYG fares at or around RPI+1%. The peak through fare add-on increases by 20p from £1.10 to £1.30.
- 1.8 As a result of these changes, the PAYG peak 1-6 Train-Tube fare increases from £6.00 to £6.50 and the off-peak fare from £4.30 to £4.40. These two fares will continue to determine the peak and off-peak entry and exit charges for all rail PAYG journeys.
- 1.9 There is only very limited progress to harmonise PAYG fares on TfL rail and NR services. In the off-peak, the gap between the 1-6 LU fare and the 1-6 through fare falls from £1.90 to £1.70. In the peak, the gap increases from £1.80 to £2.00.

The Oystercard deposit

- 1.10 It is proposed that the refundable Oyster card deposit increases from £3 to £5. The deposit has been unchanged since the launch of Oyster PAYG in 2003/04. With the increase in Oyster single fares to over £6, the £3 deposit is now ceasing to provide an effective buffer to deter the disposal of cards with negative PAYG balances.

Proposed Cash fares in Zones 1-6

- 1.11 Proposed Tube cash fares for 2011 are shown in the Annex. These tickets are now used by under 2% of Tube users. For travel including Zone 1, the 2011 adult fare for up to 3 zones is £4; and £5 for longer journeys. The cash fare in Zone 1 is unchanged. The Zones 1-6 cash single fare rises from £4.50 to £5.00. Outside Zone 1, the £3.50 cash fare rises to £4.00 for up to 3 zones and to £5.00 for longer journeys. Child cash fares for the under 16s remain at half the adult fares. (The under 11s travel free on TfL rail services.)

One Day Travelcards and related price caps in Zones 1-6

- 1.12 With the use of PAYG now approaching 40% of all Tube journeys, the “Anytime” and “Off Peak” Day Travelcard range will be simplified and a number of less well used zonal variants withdrawn. The new range will comprise Anytime and Off Peak tickets valid in Zones 1-2, 1-4 or 1-6. The Zones 2-6 (Anytime and Off Peak), Zones 1-3 (Anytime) and Zones 1-5 (Anytime) variants will be withdrawn. One Day PAYG caps will mirror the new ticket range and prices (as shown in the Annex). Oyster Ticket Stops will cease to retail printed tickets and will provide an exclusively Oyster-based service.
- 1.13 Off-peak ticket prices typically increase by £1. In the case of a 1-2 off-peak Travelcard, the price increases from £5.60 to £6.60. This is still felt to be fair value for money for a day’s travel (after 09:30 Monday to Friday). For example, in 2011, taking the new 190p PAYG Zone 1 fares as a comparator, a tourist in Zone 1 holding a 1-2 off-peak Travelcard will be charged only £1 for their fourth Tube trip while any subsequent trips will be free.
- 1.14 The projected increase in revenue from the One Day Travelcard changes helps fund the holding down of off-peak PAYG single fares and the introduction of contra-flow fares in the evening peak on the Tube (see 1.6 above).

Proposed Travelcard season tickets in Zones 1-6

- 1.15 It is proposed that 7 Day Travelcard season tickets typically increase by RPI+2% or 6.8% overall. The Zones 1-6 ticket increases by RPI+1% by agreement with the Train Operators; while the 2 zone ticket outside Zone 1 increases by 9.5% from £19.00 to £20.80 for a 7 day ticket. Longer period Travelcard season tickets increase in proportion*. This change restores the relativity with the Bus Pass season ticket, the price of which was increased significantly in January 2010. Table 1.3 below illustrates the 2010 and 2011 prices.

Table 1.3: 7 Day Travelcard Seasons* – 2011 proposals (£)

	2010	2011	Percent increase
Zones inc Zone 1			
2	£25.80	£27.60	7.0%
3	£30.20	£32.20	6.6%
4	£36.80	£39.40	7.1%
5	£44.00	£47.00	6.8%
6	£47.60	£50.40	5.9%
Zones exc Zone 1			
2	£19.00	£20.80	9.5%
3	£21.40	£22.80	6.5%
4	£25.60	£27.40	7.0%
5	£32.40	£34.40	6.2%

* Monthly Travelcard Seasons will continue to be priced at 3.84 times the 7 day price (rounded up to the nearest 10p) and annual Travelcard Seasons at 40 times the 7 day price. Consequently their prices will rise by the same percentage.

Concessions and discounted fares

- 1.16 Fare concessions and discounted fare rates will be generally unchanged in 2011.
- 1.17 It is proposed that from 2 January 2011, the Railcard Oyster offer will be extended to include a third off Oyster PAYG off-peak single fares on the Tube and DLR. This will make the Oyster Railcard offer consistent across all rail services in London.
- 1.18 It is proposed that later in 2011, the half price PAYG fares concession provided through the 16/17 Zip card on TfL rail services will be extended to include half price PAYG travel on National Rail services in London and half price One Day Caps. In return for this, it has been agreed with the Train Companies that the half price Travelcard season offer for 16/17s will be withdrawn. Only around 3 thousand or under 2% of 16/17s now take advantage of this offer and many will be able to switch to PAYG at little or no extra cost. All these changes will be introduced to coincide with the start of the 2011/12 academic year in September 2011.

Proposed Child fares for the under 16s from 2 January 2011

- 1.19 At off-peak times, the Train Operators have agreed to join with TfL to offer a common PAYG flat fare of 65p for all off-peak child train journeys. This represents a fares freeze on TfL rail services and reduces many child fares on National Rail. The child off-peak PAYG cap for Zones 1-6 increases from £1.00 to £1.30 or twice the new off-peak single fare on the Tube.
- 1.20 The child peak single PAYG fare on TfL rail services increases from 65p to 70p (half the minimum adult peak PAYG single fare of £1.40). Under-11s, accompanied by an adult, will continue to travel free at all times on all TfL rail services.
- 1.21 The printed child Off Peak Day Travelcard for Zones 1-6 now aimed primarily at the visitor market increases from £2 to £3. This will be the first increase for over 10 years. The current very low fare is now attracting significant misuse through over 16s purchasing the ticket instead of one at adult rate, particularly from Ticket Stops. Under 16s will be able to avoid this increase by using a child Zip card, entitling them to the 65p off-peak single fare and the equivalent one day cap of £1.30 as mentioned in 1.19 above.

Proposed Fares outside Zones 1 to 6 from 2 January 2011

- 1.22 It is proposed that fares on TfL rail services beyond Greater London involving Zones 7 to 9 increase in line with fares in Zones 1-6. Most PAYG single fares are either frozen or increase only marginally.

From Zones 7-9, the introduction of off-peak PAYG fares for evening peak travel to Zone 1 produces significant fare reductions. For example, from Amersham, the cost of evening peak travel to Zone 1 falls from £6 to £3.50. These reductions are offset by increases in the prices of printed tickets and Travelcards as described below.

- 1.23 Cash fares in 2011 are shown in Table 1.4. The January changes result in a structure consistent with that in Zones 1-6, with an adult fare of £4 for 3 zones

Table 1.4: Adult cash fares in Zones 1-9 (£)

To Zones	2010					2011				
7	£5.50	£4.50	£4.00	£3.50	£3.50	£6.00	£5.00	£5.00	£4.00	£4.00
8-9	£7.00	£5.50	£4.00	£4.00	£3.50	£7.00	£6.00	£5.00	£5.00	£4.00
From Zone	1	2	3	4	5-8	1	2	3	4	5-8

Child cash fares continue to be charged at half the adult fare.

- 1.24 One Day ticket prices and caps involving zones 7 to 9 increase as in Table 1.5.

Table 1.5: One Day ticket prices and caps in Zones 1-9

	2010	2011	Notes
All day	£16.20	£18.60	Child ticket price and cap remain half the adult
Off-peak	£9.00	£11.00	Child ticket price increases from £2.60 to £4.00; child cap from £1.00 to £1.30.

The limited increases and evening peak reductions in PAYG single fares referred to in 1.22 mean that only PAYG users making large numbers of trips will experience the new caps. As in Zones 1-6, the increase in child printed ticket prices is to deter misuse and to encourage take-up of the Zip card which is better value and more secure.

- 1.25 Travelcard season prices from Zone 1-9 increase as shown in Table 1.6. The Zones 1-9 price increases by RPI+1% by agreement with the Train Companies. Otherwise, prices increase by 1% to 2% more than the average.

Table 1.6: 7 Day Travelcards involving Zones 7-9

Zones	1-7	1-8	1-9	2-7	2-9	4-7	4-9
2010	£50.80	£59.40	£67.70	£32.60	£45.00	£23.80	£40.20
2011	£54.80	£64.60	£71.60	£35.60	£48.60	£25.80	£43.40
Percent increase	7.9	8.8	5.8	9.2	8.0	8.4	8.0

2. Issues for consideration

a) Links to Strategies and Strategic Plan

- 2.1 Overall, the fare proposals aim to ensure that fare policy fully supports the objectives and policy criteria set out in the Mayor's Transport Strategy (MTS) and is consistent with TfL's Business Plan. It achieves this by increasing fares by 6.8%, or 2% more than the benchmark July 2010 RPI increase of 4.8%.
- 2.2 The MTS highlights the importance of improving transport opportunity for all Londoners and in doing so ensuring that the costs of transport remain affordable. All concessions for the less well off on buses are being maintained, along with the free travel concessions for the under 18s.

- 2.3 On the Tube, all concessions are also being maintained. The adoption of a 65p flat fare for off-peak child train journeys across all rail modes represents a fares freeze on TfL rail services and an overall reduction on National Rail.

The Strategic Plan Delivery Form reference number that relates to this proposal is: N/A

b) Impact Assessments and Consultation

- 2.4 In the present case, the primary aim is to ensure that sufficient financial resources are available to fund key projects and services. The new fares are projected to increase TfL revenue by some £165m per annum. TfL officers consider that there are minimal implications for health and sustainable development. The impact on public transport use will be small. Both bus and Tube passenger journeys are projected to increase in 2011.
- 2.5 The revision complies with applicable equalities legislation. For adult fare payers broadly similar increases are to be applied across all modes and ticket types. As noted in paragraphs 2.2 and 2.3, all concessions for those less able to pay are being maintained and rail fares for many children will be frozen or reduced. Relevant consequences of the revision are justified within equalities legislation.
- 2.6 The Mayor is not required to conduct a statutory consultation on fares.

c) Risk

- 2.7 The fare changes follow a conventional pattern. GLA officers therefore consider that implementation risks are minimal.

3. Financial Comments

- 3.1 There are no financial implications for the core GLA from these proposals.
- 3.2 Table 3.1 summarises the revenue yields from the fare changes. Overall, the bus fare changes will increase fares for the 67% of bus users who pay them by 6.8% on average and yield about £60m in additional revenue per annum. The Tube fare changes will increase fares for the 95% of users who pay fares by 6.8% overall and yield about £100m in additional revenue per annum. The total impact of these proposals on TfL's fares revenue is expected to be to increase revenue by some £165m per annum in 2011/12.

Table 3.1: Revenue yields from the 2 January 2011 fare changes

	Bus £mpa	Tube £mpa
Price effects		
Cash single	8	2
Cash single transferring to PAYG	-1	-
PAYG	25	38
Bus and Tram season tickets	19	-
Travelcards	20	70
Total yield from higher prices	71 +6.8%	110 +6.8%
Losses due to higher fares after allowing for 3% inflation in 2011	-12	-12
Final revenue yield in 2011	59	98

- 3.3 In addition to the Bus and Tube yields shown above, the total yield on DLR, London Overground and trams will be approximately £8m, giving a total revenue yield for TfL of roundly £165m.

4. Legal Comments

- 4.1 Under section 155(1) of the Greater London Authority Act 1999 (as amended) ("the 1999 Act") the Mayor may issue directions to TfL as to the manner in which it is to exercise its functions, including directions as to the exercise of its powers in specific circumstances. Under section 174(1) of the 1999 Act, the Mayor is under a duty to exercise his power to issue directions to TfL under section 155(1) in such a way to ensure that the general level and structure of fares for passenger transport service, the general structure of their routes and the general level of provision as to their frequency, and the charges for other facilities are determined. This applies to services provided by TfL and other parties who provide services acting under contracts with TfL. The proposed direction is to be made under section 155 (1)(c) as it contains a specific direction regarding the fares which are to be charged by TfL.

5. Background/supporting papers

- 5.1 Please see the attached Annex.

Public access to information

Information in this form is subject to the Freedom of Information Act 2000 (FOI Act) and other legislation. Part 1 of this form will be made available on the GLA website within 1 working day of approval. Any facts and advice that should not be made automatically available on request should not be included in Part 1 but instead on the separate Part 2 form. Deferment is only applicable where release before that date would compromise the implementation of the decision being approved.

Is the publication of this approval to be deferred? NO

If yes, for what reason:

Until what date:

Is there a part 2 form - NO

ORIGINATING OFFICER DECLARATION:

Tick to indicate approval (✓)

Sponsoring Director:

Lyn Garner, Executive Director for Development and Environment, has reviewed the request and is satisfied it is correct and consistent with the Mayor's plans and priorities.

✓

Mayoral Advisor:

Kulveer Ranger, Mayoral Adviser on Transport, has been consulted about the proposal and agrees the recommendations.

✓

Legal Advice:

The Commercial Law and Projects team have commented on this proposal.

✓

Financial Advice:

The Development and Environment finance team have commented on this proposal on behalf of the Assistant Director of GLA Finance.

✓

OFFICER APPROVAL**Executive Director, Resources**

I have been consulted about the proposal and confirm that financial and legal advice have been taken into account in the preparation of this report.

Signature




Date

19.10.10

Chief of Staff

I am satisfied that this is an appropriate request to be submitted to the Mayor

Signature



Date

19-10-10

Annex Table A1: PAYG zone to zone fares in 2010 and 2011

Category 1 fares apply to journeys entirely on NR services, category 2 fares apply to all journeys entirely on TfL rail services and some interavailable NR services and category 3 fares apply to most journeys involving both NR and TfL rail services.

Peak PAYG Ticket/Zones	Cat 2 (TfL)*		Change (£)	Cat 1 (TOC)**		Change (£)	Cat 3 (Through)**		Change (£)
	Current	Jan-11		Current	Jan-11		Current	Jan-11	
Adult									
1	£1.80	£1.90	£0.10	£1.90	£2.00	£0.10	£3.00	£3.30	£0.30
12	£2.30	£2.50	£0.20	£2.10	£2.20	£0.10	£3.20	£3.50	£0.30
123	£2.70	£2.90	£0.20	£2.60	£2.80	£0.20	£3.70	£4.10	£0.40
1234	£3.10	£3.40	£0.30	£3.10	£3.30	£0.20	£4.20	£4.60	£0.40
12345	£3.80	£4.10	£0.30	£3.90	£4.20	£0.30	£5.00	£5.50	£0.50
123456	£4.20	£4.50	£0.30	£4.90	£5.20	£0.30	£6.00	£6.50	£0.50
2,3,4,5,6	£1.30	£1.40	£0.10	£1.40	£1.50	£0.10	£1.40	£1.50	£0.10
23,34,45,56	£1.30	£1.40	£0.10	£1.80	£1.90	£0.10	£1.80	£1.90	£0.10
234,345,456	£2.20	£2.20	-	£2.20	£2.30	£0.10	£2.20	£2.30	£0.10
2345,3456	£2.20	£2.50	£0.30	£2.70	£2.90	£0.20	£2.70	£2.90	£0.20
23456	£2.20	£2.50	£0.30	£3.20	£3.40	£0.20	£3.20	£3.40	£0.20

*A flat child fare of £0.70 will apply in 2011, compared with £0.65 in 2010

**As in 2010, child fares will be half the adult fare in 2011

Off-Peak PAYG Ticket/Zones	Cat 2 (TfL)*		Change (£)	Cat 1 (TOC)**		Change (£)	Cat 3 (Through)**		Change (£)
	Current	Jan-11		Current	Jan-11		Current	Jan-11	
Adult									
1	£1.80	£1.90	£0.10	£1.50	£1.50	-	£2.60	£2.70	£0.10
12	£1.80	£1.90	£0.10	£1.70	£1.70	-	£2.80	£2.90	£0.10
123	£2.40	£2.50	£0.10	£2.00	£2.00	-	£3.10	£3.20	£0.10
1234	£2.40	£2.50	£0.10	£2.30	£2.30	-	£3.40	£3.50	£0.10
12345	£2.40	£2.70	£0.30	£2.60	£2.60	-	£3.70	£3.80	£0.10
123456	£2.40	£2.70	£0.30	£3.20	£3.20	-	£4.30	£4.40	£0.10
2,3,4,5,6	£1.30	£1.30	-	£1.30	£1.30	-	£1.30	£1.30	-
23,34,45,56	£1.30	£1.30	-	£1.50	£1.50	-	£1.50	£1.50	-
234,345,456	£1.30	£1.40	£0.10	£1.70	£1.70	-	£1.70	£1.70	-
2345,3456	£1.30	£1.40	£0.10	£2.00	£2.00	-	£2.00	£2.00	-
23456	£1.30	£1.40	£0.10	£2.20	£2.20	-	£2.20	£2.20	-

*A flat child fare of £0.65 will apply in 2011, unchanged from 2010

** A flat child fare of £0.65 will apply in 2011, whilst in 2010 child fares were half the adult fare up to a cap of £1.00

Annex Table A2: Cash fares in 2010 and 2011

Cash Ticket/Zones	LU*		Change (£)	Through – Single*		Change (£)	Through – Return*		Change (£)
	Current	Jan-11		Current	Jan-11		Current	Jan-11	
Adult									
1	£4.00	£4.00	-	£4.00	£5.00	£1.00	£7.20	£8.00	£0.80
12	£4.00	£4.00	-	£4.40	£5.00	£0.60	£7.20	£8.00	£0.80
123	£4.00	£4.00	-	£5.10	£6.00	£0.90	£8.60	£10.00	£1.40
1234	£4.00	£5.00	£1.00	£5.60	£6.00	£0.40	£10.00	£10.00	-
12345	£4.50	£5.00	£0.50	£6.30	£7.00	£0.70	£11.90	£14.00	£2.10
123456	£4.50	£5.00	£0.50	£7.00	£8.00	£1.00	£13.80	£15.00	£1.20
2,3,4,5,6	£3.50	£4.00	£0.50	£3.50	£4.00	£0.50	£7.00	£8.00	£1.00
23,34,45,56	£3.50	£4.00	£0.50	£3.60	£4.00	£0.40	£7.00	£8.00	£1.00
234,345,456	£3.50	£4.00	£0.50	£4.10	£4.50	£0.40	£7.50	£9.00	£1.50
2345,3456	£3.50	£5.00	£1.50	£4.50	£5.00	£0.50	£8.30	£10.00	£1.70
23456	£3.50	£5.00	£1.50	£4.90	£5.00	£0.10	£9.00	£10.00	£1.00

*As in 2010, child fares will be half the adult fare in 2011

Annex Table A3: Travelcard fares in 2010 and 2011

Travelcard Ticket/Zones	Anytime*		Change (£)	Off-Peak*		Change (£)	7 Day*		Change (£)
	Current	Jan-11		Current	Jan-11		Current	Jan-11	
Adult									
1									
12	£7.20	£8.00	£0.80	£5.60	£6.60	£1.00	£25.80	£27.60	£1.80
123	£8.60						£30.20	£32.20	£2.00
1234	£10.00	£10.00	-	£6.30	£7.30	£1.00	£36.80	£39.40	£2.60
12345	£12.60						£44.00	£47.00	£3.00
123456	£14.80	£15.00	£0.20	£7.50	£8.00	£0.50	£47.60	£50.40	£2.80
2,3,4,5,6									
23,34,45,56							£19.00	£20.80	£1.80
234,345,456							£21.40	£22.80	£1.40
2345,3456							£25.60	£27.40	£1.80
23456	£9.00			£5.10			£32.40	£34.40	£2.00

*As in 2010, child fares will be half the adult fare in 2011

**A child Off-Peak Travelcard covering zones 1 to 6 will be £3.00 in 2011, compared to £2.00 in 2010

Annex Table A4: TfL PAYG and cash fares in 2010 and 2011 for zones 7 to 9

Adult Ticket/Zones	PAYG						Cash		
	Peak		Change (£)	Off-Peak		Change (£)			Change (£)
	Current	Jan-11		Current	Jan-11		Current	Jan-11	
1 to 7	£4.70	£5.00	£0.30	£3.40	£3.50	£3.40	£5.50	£6.00	£0.50
2 to 7	£3.20	£3.50	£0.30	£2.30	£2.50	£2.30	£4.50	£5.00	£0.50
3 to 7	£2.70	£3.00	£0.30	£1.30	£1.40	£1.30	£4.00	£5.00	£1.00
4 to 7	£2.20	£2.50	£0.30	£1.30	£1.40	£1.30	£3.50	£4.00	£0.50
5,6,7 or 8 to 7	£2.00	£2.00	-	£1.30	£1.40	£1.30	£3.50	£4.00	£0.50
1 to 8 or 9	£6.00	£6.00	-	£3.40	£3.50	£3.40	£7.00	£7.00	-
2 to 8 or 9	£4.00	£4.00	-	£2.30	£2.50	£2.30	£5.50	£6.00	£0.50
3 to 8 or 9	£3.50	£3.50	-	£1.30	£1.40	£1.30	£4.00	£5.00	£1.00
4 to 8 or 9	£3.00	£3.00	-	£1.30	£1.40	£1.30	£4.00	£5.00	£1.00
5,6,7 or 8 to 8 or 9	£2.50	£2.50	-	£1.30	£1.40	£1.30	£3.50	£4.00	£0.50

Child Ticket/Zones	PAYG						Cash		
	Peak		Change (£)	Off-Peak		Change (£)			Change (£)
	Current	Jan-11		Current	Jan-11		Current	Jan-11	
1 to 7	£1.00	£1.00	-	£1.00	£1.00	£1.00	£2.70	£3.00	£0.30
2 to 7	£0.65	£0.70	£0.05	£0.65	£0.65	£0.65	£2.00	£2.50	£0.50
3 to 7	£0.65	£0.70	£0.05	£0.65	£0.65	£0.65	£2.00	£2.50	£0.50
4 to 7	£0.65	£0.70	£0.05	£0.65	£0.65	£0.65	£1.70	£2.00	£0.30
5,6,7 or 8 to 7	£0.65	£0.70	£0.05	£0.65	£0.65	£0.65	£1.70	£2.00	£0.30
1 to 8 or 9	£1.50	£1.50	-	£1.00	£1.00	£1.00	£3.50	£3.50	-
2 to 8 or 9	£1.00	£1.00	-	£1.00	£1.00	£1.00	£2.70	£3.00	£0.30
3 to 8 or 9	£0.65	£0.70	£0.05	£0.65	£0.65	£0.65	£2.00	£2.50	£0.50
4 to 8 or 9	£0.65	£0.70	£0.05	£0.65	£0.65	£0.65	£2.20	£2.50	£0.30
5,6,7 or 8 to 8 or 9	£0.65	£0.70	£0.05	£0.65	£0.65	£0.65	£1.70	£2.00	£0.30

Annex Table A5: Travelcard fares in 2010 and 2011 for zones 7 to 9

Ticket/Zones	Anytime		Change (£)	Off-Peak		Change (£)	7 Day		Change (£)
	Current	Jan-11		Current	Jan-11		Current	Jan-11	
Adult									
1 to 7							£50.80	£54.80	£4.00
1 to 8							£59.40	£64.60	£5.20
1 to 9	£16.20	£18.60	£2.40	£9.00	£11.00	£2.00	£67.70	£71.60	£3.90
2 to 7							£32.60	£35.60	£3.00
2 to 9							£45.00	£48.60	£3.60
4 to 7							£23.80	£25.80	£2.00
4 to 9							£40.20	£43.40	£3.20

Ticket/Zones	Anytime		Change (£)	Off-Peak		Change (£)	7 Day		Change (£)
	Current	Jan-11		Current	Jan-11		Current	Jan-11	
Child									
1 to 7							£25.40	£27.40	£2.00
1 to 8							£29.70	£32.30	£2.60
1 to 9	£8.10	£9.30	£1.20	£2.60	£4.00	£1.40	£33.80	£35.80	£2.00
2 to 7							£16.30	£17.80	£1.50
2 to 9							£22.50	£24.30	£1.80
4 to 7							£11.90	£12.90	£1.00
4 to 9							£20.10	£21.70	£1.60

GREATER **LONDON** AUTHORITY

Mayor's Office

City Hall
The Queen's Walk
London SE1 2AA
Switchboard: 020 7983 4000
Minicom: 020 7983 4458
Web: www.london.gov.uk

Peter Hendy

Transport Commissioner
Transport for London
Windsor House
42/50 Victoria Street
London
SW1H 0TL

Date: 14.9.11

I, BORIS JOHNSON, MAYOR OF LONDON, in exercise of the powers conferred on me by section 155(1)(c) of the Greater London Authority Act 1999 ("the Act") and in pursuance of my duty under section 174 of the Act, hereby direct Transport for London that the level and structure of fares to be charged for public passenger transport services provided by Transport for London or by any other person in pursuance of an agreement under section 156(2) or 3(a) of the Act or in pursuance of a transport subsidiary's agreement shall from the second day of January 2012 be in accordance with the Schedule attached hereto.

Dated this day 14 of September 2011.



BORIS JOHNSON
MAYOR OF LONDON

One Day Travelcard Prices From 2 January 2012

	Adult price - pence		Change (p)	Change (%)	Child price – pence*		Change (p)	Change (%)
	Current	Jan-12			Current	Jan-12		
Day Travelcard (Off-Peak)								
12	660	710	50	7.6	n/a	n/a	n/a	n/a
1234	730	780	50	6.8	n/a	n/a	n/a	n/a
123456	800	860	60	7.5	300	320	20	6.7
123456789	1100	1180	80	7.3	400	430	30	7.5
123456789+W	London Midland fares							
Day Travelcard (Anytime)								
12	800	860	60	7.5	400	430	30	7.5
1234	1000	1080	80	8.0	500	540	40	8.0
123456	1500	1600	100	6.7	750	800	50	6.7
123456789	1860	2000	140	7.5	930	1000	70	7.5
123456789+W	London Midland fares							

Travelcard Season Prices From 2 January 2012

The following tickets are valid on all London Underground, Docklands Light Railway, London Overground and TfL bus and tram services. They are also valid on National Rail services within the specified zones:

	Adult price - pence		Change (p)	Change (%)	Child/16-17** price - pence		Change (p)	Change (%)
	Current	Jan-12			Current	Jan-12		
7 Day Travelcard								
12	2760	2980	220	8.0	1380	1490	110	8.0
123	3220	3480	260	8.1	1610	1740	130	8.1
1234	3940	4260	320	8.1	1970	2130	160	8.1
12345	4700	5080	380	8.1	2350	2540	190	8.1
123456	5040	5440	400	7.9	2520	2720	200	7.9
1234567	5480	5920	440	8.0	2740	2960	220	8.0
12345678	6460	6980	520	8.0	3230	3490	260	8.0
123456789	7160	7740	580	8.1	3580	3870	290	8.1
123456789+W	London Midland fares							
23,34,45,56	2080	2240	160	7.7	1040	1120	80	7.7
234,345,456	2280	2460	180	7.9	1140	1230	90	7.9
2345,3456	2740	2960	220	8.0	1370	1480	110	8.0
23456	3440	3720	280	8.1	1720	1860	140	8.1
234567	3560	3840	280	7.9	1780	1920	140	7.9
23456789+W	4860	5240	380	7.8	2430	2620	190	7.8
4567	2580	2780	200	7.8	1290	1390	100	7.8
456789	4340	4680	340	7.8	2170	2340	170	7.8
456789+W	4340	4680	340	7.8	2170	2340	170	7.8

* Monthly Travelcard season prices are 3.84 times the 7-Day price (rounded up to 10p multiples).

Adult Annual Travelcard season prices are 40 times the 7-Day price.

** Child rate 7 Day and longer period Travelcards are also available to 16-17 year old photocard holders.

Travelcard Season Prices From 2 January 2012 (continued)

Valid photocard holders on the TfL 18+ student scheme are eligible for a Discount Travelcard at 30% off the adult Travelcard rate as shown below:

	Current price - pence	Jan-12 price - pence	Change (p)	Change (%)
Discount Travelcard 7 Day Season				
12	1930	2080	150	7.8
123	2250	2430	180	8.0
1234	2750	2980	230	8.4
12345	3280	3550	270	8.2
123456	3520	3800	280	8.0
1234567	3830	4140	310	8.1
12345678	4520	4880	360	8.0
123456789	5010	5410	400	8.0
123456789+W	<i>London Midland fares</i>			
23,34,45,56	1450	1560	110	7.6
234,345,456	1590	1720	130	8.2
2345,3456	1910	2070	160	8.4
23456	2400	2600	200	8.3
234567	2490	2680	190	7.6
23456789+W	3400	3660	260	7.6
4567	1800	1940	140	7.8
456789+W	3030	3270	240	7.9

Monthly Travelcard season prices are 3.84 times the 7-Day price (rounded up to 10p multiples).
Adult Annual Travelcard season prices are 40 times the 7-Day price.

Underground Ticket Prices From 2 January 2012

The following tickets are valid on all London Underground, Docklands Light Railway and London Overground services and National Rail services where LU fares apply.

Ticket/Zones	Adult Price - pence		Change (p)	Change (%)	Child Price - pence		Change (p)	Change (%)
	Current	Jan-12			Current	Jan-12		
Underground Single								
12	400	430	30	7.5	200	210	10	5.0
123	400	430	30	7.5	200	210	10	5.0
1234	500	540	40	8.0	250	270	20	8.0
12345	500	540	40	8.0	250	270	20	8.0
123456	500	540	40	8.0	250	270	20	8.0
1234567	600	640	40	6.7	300	320	20	6.7
123456789	700	750	50	7.1	350	370	20	5.7
12345678W	London Midland fares							
234	400	430	30	7.5	200	210	10	5.0
23456	500	540	40	8.0	250	270	20	8.0
234567	500	540	40	8.0	250	270	20	8.0
23456789	600	640	40	6.7	300	320	20	6.7
345	400	430	30	7.5	200	210	10	5.0
3456789	500	540	40	8.0	250	270	20	8.0
4567	400	430	30	7.5	200	210	10	5.0
456789	500	540	40	8.0	250	270	20	8.0
56789	400	430	30	7.5	200	210	10	5.0

Return tickets will be charged at twice the single ticket price

Tube-Train Zonal fares

These tickets allow unlimited interchange between London Underground, Docklands Light Railway, London Overground and National Rail services for a single journey within the specified zones.

Zones	Adult Single Price - pence		Change		Child Single Price - pence		Change	
	Current	Jan-12	(p)	(%)	Current	Jan-12	(p)	(%)
1 inc Z1	500	540	40	8.0	250	270	20	8.0
2 inc Z1	500	540	40	8.0	250	270	20	8.0
3 inc Z1	600	640	40	6.7	300	320	20	6.7
4 inc Z1	600	640	40	6.7	300	320	20	6.7
5 inc Z1	700	740	40	5.7	350	370	20	5.7
6 inc Z1	800	860	60	7.5	400	430	30	7.5
1 exc Z1	400	430	30	7.5	200	215*	15	7.5
2 exc Z1	400	430	30	7.5	200	215*	15	7.5
3 exc Z1	450	480	30	6.7	225*	240	15	6.7
4 exc Z1	500	540	40	8.0	250	270	20	8.0
5 exc Z1	500	540	40	8.0	250	270	20	8.0

* 5p less when sold at LU ticket offices or machines.

Return tickets are charged at twice the single price. The appropriate One Day Travelcard will be issued instead of a return ticket where cheaper.

Oyster 'pay as you go' fares on TfL rail services

The following prices will apply for Oyster 'pay as you go' single journeys on all London Underground, Docklands Light Railway and London Overground services:

Ticket/Zones	Oyster 'pay as you go' Peak* - pence		Change (p)	Change (%)	Oyster 'pay as you go' Off-Peak* - pence		Change (p)	Change (%)
	Current	Jan-12			Current	Jan-12		
Adult								
1	190	200	10	5.3	190	200	10	5.3
12	250	270	20	8.0	190	200	10	5.3
123	290	310	20	6.9	250	260	10	4.0
1234	340	360	20	5.9	250	260	10	4.0
12345	410	440	30	7.3	270	290	20	7.4
123456	450	480	30	6.7	270	290	20	7.4
1234567	500	540	40	8.0	350	370	20	5.7
12345678	600	640	40	6.7	350	370	20	5.7
123456789	600	640	40	6.7	350	370	20	5.7
12345678W	<i>London Midland fares</i>							
Euston (NR) - W	<i>London Midland fares</i>							
2, 3, 4, 5, 6	140	150	10	7.1	130	140	10	7.7
23, 34, 45, 56	140	150	10	7.1	130	140	10	7.7
234, 345, 456	220	220	-	-	140	150	10	7.1
2345, 3456	250	260	10	4.0	140	150	10	7.1
23456	250	270	20	8.0	140	150	10	7.1
234567	350	370	20	5.7	250	260	10	4.0
2345678	400	430	30	7.5	250	260	10	4.0
23456789	400	430	30	7.5	250	260	10	4.0
2345678W	400	430	30	7.5	250	260	10	4.0
34567	300	320	20	6.7	140	150	10	7.1
3456789	350	370	20	5.7	140	150	10	7.1
345678W	350	370	20	5.7	140	150	10	7.1
4567	250	270	20	8.0	140	150	10	7.1
456789	300	320	20	6.7	140	150	10	7.1
45678W	300	320	20	6.7	140	150	10	7.1
567	200	210	10	5.0	140	150	10	7.1
56789	250	270	20	8.0	140	150	10	7.1
5678W	250	270	20	8.0	140	150	10	7.1
67	140	150	10	7.1	130	140	10	7.7
6789	200	210	10	5.0	140	150	10	7.1
678W	200	210	10	5.0	140	150	10	7.1
7	140	150	10	7.1	130	140	10	7.7
78	140	150	10	7.1	130	140	10	7.7
789	150	160	10	6.7	130	140	10	7.7
78W	150	160	10	6.7	130	140	10	7.7
89	140	150	10	7.1	130	140	10	7.7
8W	140	150	10	7.1	130	140	10	7.7

- * The Peak fare is charged for journeys starting between 06:30 and 09:30 and between 16:00 and 19:00 on normal weekdays. The Off-Peak fare applies to weekday journeys outside these times and at any time at weekends and on bank holidays. The Off-Peak fare also applies for journeys starting between 16:00 and 19:00 on normal weekdays that start outside of Zone 1 and terminate in Zone 1. Off-Peak fares will also apply at other times for certain journeys between Euston (NR) and Watford Junction, including intermediate stations.

Oyster 'pay as you go' fares on TfL rail services (continued)

The following prices will apply for Oyster 'pay as you go' single journeys on all London Underground, Docklands Light Railway and London Overground services:

Ticket/Zones	Oyster 'pay as you go' Peak* - pence		Change (p)	Change (%)	Oyster 'pay as you go' Off-Peak* - pence		Change (p)	Change (%)
	Current	Jan-12			Current	Jan-12		
Child								
1	70	75	5	7.1	65	70	5	7.7
12	70	75	5	7.1	65	70	5	7.7
123	70	75	5	7.1	65	70	5	7.7
1234	70	75	5	7.1	65	70	5	7.7
12345	70	75	5	7.1	65	70	5	7.7
123456	70	75	5	7.1	65	70	5	7.7
1234567	100	105	5	5.0	100	105	5	5.0
12345678	150	160	10	6.7	100	105	5	5.0
123456789	150	160	10	6.7	100	105	5	5.0
12345678W	<i>London Midland fares</i>							
Euston (NR) - W	<i>London Midland fares</i>							
2, 3, 4, 5, 6	70	75	5	7.1	65	70	5	7.7
23, 34, 45, 56	70	75	5	7.1	65	70	5	7.7
234, 345, 456	70	75	5	7.1	65	70	5	7.7
2345, 3456	70	75	5	7.1	65	70	5	7.7
23456	70	75	5	7.1	65	70	5	7.7
234567	70	75	5	7.1	65	70	5	7.7
2345678	100	105	5	5.0	100	105	5	5.0
23456789	100	105	5	5.0	100	105	5	5.0
2345678W	100	105	5	5.0	100	105	5	5.0
34567	70	75	5	7.1	65	70	5	7.7
3456789	70	75	5	7.1	65	70	5	7.7
345678W	70	75	5	7.1	65	70	5	7.7
4567	70	75	5	7.1	65	70	5	7.7
456789	70	75	5	7.1	65	70	5	7.7
45678W	70	75	5	7.1	65	70	5	7.7
567	70	75	5	7.1	65	70	5	7.7
56789	70	75	5	7.1	65	70	5	7.7
5678W	70	75	5	7.1	65	70	5	7.7
67	70	75	5	7.1	65	70	5	7.7
6789	70	75	5	7.1	65	70	5	7.7
678W	70	75	5	7.1	65	70	5	7.7
7	70	75	5	7.1	65	70	5	7.7
78	70	75	5	7.1	65	70	5	7.7
789	70	75	5	7.1	65	70	5	7.7
78W	70	75	5	7.1	65	70	5	7.7
89	70	75	5	7.1	65	70	5	7.7
8W	70	75	5	7.1	65	70	5	7.7

* The Peak fare is charged for journeys starting between 06:30 and 09:30 and between 16:00 and 19:00 on normal weekdays. The Off-Peak fare applies to weekday journeys outside these times and at any time at weekends and on bank holidays. The Off-Peak fare also applies for journeys starting between 16:00 and 19:00 on normal weekdays that start outside of Zone 1 and terminate in Zone 1. Off-Peak fares will also apply at other times for certain journeys between Euston (NR) and Watford Junction, including intermediate stations.

Oyster 'pay as you go' fares on TfL rail services (continued)

The following prices will apply for Oyster 'pay as you go' single journeys on all London Underground, Docklands Light Railway and London Overground services:

Ticket/Zones	Oyster 'pay as you go' Peak* - pence		Change (p)	Change (%)	Oyster 'pay as you go' Off-Peak* - pence		Change (p)	Change (%)
	Current	Jan-12			Current	Jan-12		
16-17 and New Deal								
1	95	100	5	5.3	95	100	5	5.3
12	125	135	10	8.0	95	100	5	5.3
123	145	155	10	6.9	125	130	5	4.0
1234	170	180	10	5.9	125	130	5	4.0
12345	205	220	15	7.3	135	145	10	7.4
123456	225	240	15	6.7	135	145	10	7.4
1234567	250	270	20	8.0	175	185	10	5.7
12345678	300	320	20	6.7	175	185	10	5.7
123456789	300	320	20	6.7	175	185	10	5.7
123456W	London Midland fares							
Euston (NR) - W	London Midland fares							
2, 3, 4, 5, 6	70	75	5	7.1	65	70	5	7.7
23, 34, 45, 56	70	75	5	7.1	65	70	5	7.7
234, 345, 456	110	110	-	-	70	75	5	7.1
2345, 3456	125	130	5	4.0	70	75	5	7.1
23456	125	135	10	8.0	70	75	5	7.1
234567	175	185	10	5.7	125	130	5	4.0
2345678	200	215	15	7.5	125	130	5	4.0
23456789	200	215	15	7.5	125	130	5	4.0
2345678W	200	215	15	7.5	125	130	5	4.0
34567	150	160	10	6.7	70	75	5	7.1
3456789	175	185	10	5.7	70	75	5	7.1
345678W	175	185	10	5.7	70	75	5	7.1
4567	125	135	10	8.0	70	75	5	7.1
456789	150	160	10	6.7	70	75	5	7.1
45678W	150	160	10	6.7	70	75	5	7.1
567	100	105	5	5.0	70	75	5	7.1
56789	125	135	10	8.0	70	75	5	7.1
5678W	125	135	10	8.0	70	75	5	7.1
67	70	75	5	7.1	65	70	5	7.7
6789	100	105	5	5.0	70	75	5	7.1
678W	100	105	5	5.0	70	75	5	7.1
7	70	75	5	7.1	65	70	5	7.7
78	70	75	5	7.1	65	70	5	7.7
789	75	80	5	6.7	65	70	5	7.7
78W	75	80	5	6.7	65	70	5	7.7
89	70	75	5	7.1	65	70	5	7.7
8W	70	75	5	7.1	65	70	5	7.7

* The Peak fare is charged for journeys starting between 06:30 and 09:30 and between 16:00 and 19:00 on normal weekdays. The Off-Peak fare applies to weekday journeys outside these times and at any time at weekends and on bank holidays. The Off-Peak fare also applies for journeys starting between 16:00 and 19:00 on normal weekdays that start outside of Zone 1 and terminate in Zone 1. Off-Peak fares will also apply at other times for certain journeys between Euston (NR) and Watford Junction, including intermediate stations.

Oyster 'pay as you go' caps

The following daily caps apply where any Oyster 'pay as you go' travel is made on TfL rail (apart from Tram) or National Rail services, with or without bus and tram travel in addition.

Ticket/Zones	Oyster 'pay as you go' Peak* - pence		Change (p)	Change (%)	Oyster 'pay as you go' Off-Peak* - pence		Change (p)	Change (%)
	Current	Jan-12			Current	Jan-12		
Adult and 16-17								
12	800	860	60	7.5	660	710	50	7.6
123	1000	1080	80	8.0	730	780	50	6.8
1234	1000	1080	80	8.0	730	780	50	6.8
12345	1500	1600	100	6.7	800	860	60	7.5
123456	1500	1600	100	6.7	800	860	60	7.5
123456789	1860	2000	140	7.5	1100	1180	80	7.3
123456789+W	London Midland fares							
Child								
12	400	430	30	7.5	130	140	10	7.7
123	500	540	40	8.0	130	140	10	7.7
1234	500	540	40	8.0	130	140	10	7.7
12345	750	800	50	6.7	130	140	10	7.7
123456	750	800	50	6.7	130	140	10	7.7
123456789	930	1000	70	7.5	130	140	10	7.7
123456789+W	London Midland fares							
New Deal								
12	400	430	30	7.5	330	355	25	7.6
123	500	540	40	8.0	365	390	25	6.8
1234	500	540	40	8.0	365	390	25	6.8
12345	750	800	50	6.7	400	430	30	7.5
123456	750	800	50	6.7	400	430	30	7.5
123456789	930	1000	70	7.5	550	590	40	7.3
123456789+W	London Midland fares							

* The Off-Peak cap applies for journeys made on the same day entirely within the following hours:

- Mondays to Fridays: from 0930 and starting before 0430 the following day
- Saturdays, Sundays and public holidays: from 0430 and starting before 0430 the following day.

On normal weekdays the Peak cap will apply if any journey is started between 0430 and 0930 if this gives the lowest cost. The Off-Peak cap plus the separate fares for any journeys starting between 0430 and 0930 will be charged if the total cost is less than the Peak cap.

Bus and Tram tickets

The following tickets are valid on all TfL bus and tram services:

	Adult price - pence		Change	Change
	Current	Jan-12	(p)	(%)
Bus/Tram Single				
Any journey	220	230	10	4.5

7 Day Bus Pass All zones	Price - pence		Change	Change
	Current	Jan-12	(p)	(%)
Adult	1780	1910	130	7.3
18+ Student scheme	1240	1330	90	7.3
16-17, New Deal and Bus & Tram Discount scheme	890	955	65	7.3

Monthly bus season prices are 3.84 * 7-Day price (rounded up to 10p multiples). Annual season prices are 40 * 7-Day price. 18+ Student bus season prices are calculated to ensure at least a 30% discount is given on equivalent adult bus seasons for all periods.

Oyster 'pay as you go' Any bus/tram journey	Price - pence		Change	Change
	Current	Jan-12	(p)	(%)
Adult	130	140	10	7.7
16-17, New Deal and Bus & Tram Discount scheme	65	70	5	7.7

The following daily caps apply where Oyster 'pay as you go' travel is made on TfL bus or tram services only:

Bus and tram Oyster 'pay as you go' cap All journeys	Price - pence		Change	Change
	Current	Jan-12	(p)	(%)
Adult	400	420	20	5.0
16-17, New Deal and Bus & Tram Discount scheme	200	210	10	5.0

The cap is the maximum cost for all journeys made during a 24 period from 0430 and before 0430 the following day using TfL bus and tram services only.

REQUEST FOR MAYORAL DECISION – MD886

Title: January 2012 Fare Changes

Executive Summary:

This paper sets out Transport for London's (TfL's) proposed fare changes to be implemented from 2 January 2012. The proposed changes will increase TfL fares by 7.0% overall, in line with TfL's Business Planning assumptions to increase fares by 2% more than the annual Retail Price Index (RPI) increase, which stood at 5.0% in the benchmark month of July 2011. The proposed changes are expected to raise around £200m per year and will help protect front line services and deliver key investment programmes.

Oyster pay as you go (PAYG) fares increase on average by 6.3%. Travelcard season prices increase by 8% overall because of the link with National Rail fares which, as approved by the Secretary of State for Transport, are to rise by 8% (RPI+3%). On the Underground, PAYG fares go up between 10p and 40p during peak periods and by no more than 20p at other times. The bus PAYG single fare increases by 10p to 140p and the one day cap by 5%. Bus & Tram Pass season prices increase by 7.3%.

Decision:

The Mayor is asked to:

Approve the proposed revisions to TfL fares to be implemented from 2 January 2012 as set out below; and sign the attached Direction to TfL under section 155 (1)(c) of the Greater London Authority Act 1999 to implement these fares from that date.

Mayor of London

The above request has my approval.

Signature



Date

14.9.11

PART I - NON-CONFIDENTIAL FACTS AND ADVICE TO THE MAYOR

Decision required – supporting report

1. Introduction and background

- 1.1 The TfL Business Plan to 2014/15, approved by the Board in March 2011, continued the assumption in the previous Plan that fares would rise by an average of RPI+2% each January. The RPI+2% assumption also underlies the settlement reached with Government in the 2010 Spending Review. The Train Operating Companies (TOCs) will be permitted by the Department for Transport to increase their regulated fares, including the Travelcard, by RPI+3% for three years from 2012.

Latest trends – fares income

- 1.2 The strong performance last year was a key element of absorbing the impact of the Spending Review funding cut, and was fully reflected in TfL's Budget and Business Plan published in March.
- 1.3 To date in the current financial year, revenues are broadly in line with the Budget / Business Plan. Passenger numbers on both the buses and the Tube are continuing to grow and are at record levels. These positive trends are projected to continue in the short term, with the restraining effects of higher fares being offset by positive employment trends and growth in the visitor and leisure markets. Longer term revenue forecasts are under review, and are closely tied to growth of the London economy.

Overview of proposed fare changes in January 2012

- 1.4 Detailed fare proposals for 2012 are set out below. These proposals start from the 5% increase in the July RPI benchmark that has now been reported. Fares targets for TfL and the TOCs are therefore taken to be 7% and 8% respectively.
- 1.5 The annual revenue yields for TfL from the 7% increase are put at around £120m for LU; £70m for bus; and £15m for London Rail.
- 1.6 Travelcard fares, One Day PAYG caps and certain PAYG fares involving National Rail are subject to agreement with the London Train Operating Companies. The proposals envisage that Travelcard fares generally increase by RPI+3% in line with the NR target. This will enable the Train Companies to keep the increases in the PAYG fares they control to RPI+3% and means that, on average, the prices of TfL-only tickets increase by a little less than 7%.

Bus and Tram fares

- 1.7 On buses and trams, fares are proposed to increase as shown in Table 1.1. The adult PAYG single fare increases from 130p to 140p; the One Day cap from £4.00 to £4.20 – the cost of 3 bus rides; the bus cash fare from 220p to 230p; and the 7 day Bus and Tram season ticket from £17.80 to £19.10. Longer period bus season tickets increase in the same proportion as the 7 day ticket. The scope of all concessions and discounts is unchanged.

Table 1.1: Bus and Tram fares in 2012

	2011	2012	increase
PAYG - single	£1.30	£1.40	7.7%
PAYG – one day cap	£4.00	£4.20	5.0%
Cash - single	£2.20	£2.30	4.5%
7 Day Bus and Tram Pass	£17.80	£19.10	7.3%

- 1.8 Overall, taken with the effect of the Travelcard prices outlined below, the changes deliver a revenue yield for buses in line with the 7% TfL target.

Tube, DLR and Overground fares in Zones 1-6

- 1.9 On the Underground and other TfL rail services, most PAYG fares within Zones 1 to 6 are proposed to increase by 10p to 20p, with 30p increases for the longest distances. The fares are proposed to increase as shown in Table 1.2. Overall, the increase in TfL PAYG fares is 6.1%.

Table 1.2: adult PAYG fares on TfL rail services

	2011		2012		Increase	
	Peak	Off-peak	Peak	Off-peak	Peak	Off-peak
Zones inc Zone 1						
1	£1.90	£1.90	£2.00	£2.00	5.3%	5.3%
2	£2.50	£1.90	£2.70	£2.00	8.0%	5.3%
3	£2.90	£2.50	£3.10	£2.60	6.9%	4.0%
4	£3.40	£2.50	£3.60	£2.60	5.9%	4.0%
5	£4.10	£2.70	£4.40	£2.90	7.3%	7.4%
6	£4.50	£2.70	£4.80	£2.90	6.7%	7.4%
Zones exc Zone 1						
1	£1.40	£1.30	£1.50	£1.40	7.1%	7.7%
2	£1.40	£1.30	£1.50	£1.40	7.1%	7.7%
3	£2.20	£1.40	£2.20	£1.50	-	7.1%
4	£2.50	£1.40	£2.70	£1.50	8.0%	7.1%
5	£2.50	£1.40	£2.70	£1.50	8.0%	7.1%

- 1.10 The flat child off-peak PAYG fare, which applies also to National Rail journeys, increases from 65p to 70p and the off-peak cap from 130p to 140p. The child peak LU PAYG fare increases from 70p to 75p – half the minimum adult peak fare. The printed child off-peak Travelcard, aimed at the visitor market, increases from £3.00 to £3.20.
- 1.11 The PAYG fares being adopted by the Train Operators are shown for information in Table A1 in the Annex, together with the associated Train-Tube PAYG fares. The PAYG through fares are priced as the sum of the Train Operators' own PAYG fares plus add-on amounts for through travel. Under the PAYG Agreement with the Operators, the add-on amounts can only be less than the minimum TfL PAYG fare if the Operators agree.
- 1.12 In the case of the non-Zone 1 Train-Tube PAYG fares, the Operators have consented to the add-ons remaining unchanged at zero in 2012. In the case of the Train-Tube PAYG fares involving Zone 1, the Operators have consented to revised add-on amounts for 2012 which are still less than the 2012 TfL minimum fares in the peak and off-peak. As a result, the add-on amounts involving Zone 1 typically increase by 10p to £1.40 in the peak and to £1.30 in the off-peak.

- 1.13 As shown in Table A1, the Train Operators' new fares and the revisions to the add-on amounts, mean that the PAYG peak 1-6 Train-Tube fare increases from £6.50 to £7.00 and the off-peak fare from £4.40 to £4.70. These two fares will continue to determine the peak and off-peak entry and exit charges for all rail PAYG journeys.
- 1.14 The Oyster card deposit remains unchanged at £5.

Cash fares in Zones 1-6

- 1.15 The £4 and £5 adult Tube cash fares, which are now used by just over 1% of Tube users, increase by 30p and 40p to £4.30 and £5.40 respectively. Child cash fares for the under 16s remain at half the adult fares. (The under 11s travel free on TfL rail services.)
- 1.16 Cash through fares to NR services within the zones increase by similar proportions. Full details are set out in Table A2 in the Annex.

One Day Travelcards and related price caps in Zones 1-6

- 1.17 Day Travelcard prices and the associated PAYG caps increase by 7.5% on average. See Table 1.3 below and Table A3 in the Annex.

Table 1.3: One Day Travelcards and caps

	2011	2012	Increase
Anytime			
1-2	£8.00	£8.60	7.5%
1-4	£10.00	£10.80	8.0%
1-6	£15.00	£16.00	6.7%
Off-peak			
1-2	£6.60	£7.10	7.6%
1-4	£7.30	£7.80	6.8%
1-6	£8.00	£8.60	7.5%

- 1.18 Child One Day Anytime Travelcards will remain at half the adult price. Child Off-peak Travelcards will increase from £3.00 to £3.20.

Travelcard season tickets in Zones 1-6

- 1.19 Travelcard season ticket prices increase by 8%, or RPI+3%, overall as shown in Table 1.4 and Table A3 in the Annex. This increase is in line with the Train Companies remit and balances the less-than RPI+2 increases in PAYG fares.

Table 1.4: Travelcard seasons – 7 Day ticket prices

	2011	2012	Increase
Zones inc Zone 1			
2	£27.60	£29.80	8.0%
3	£32.20	£34.80	8.1%
4	£39.40	£42.60	8.1%
5	£47.00	£50.80	8.1%
6	£50.40	£54.40	7.9%
Zones exc Zone 1			
2	£20.80	£22.40	7.7%
3	£22.80	£24.60	7.9%
4	£27.40	£29.60	8.0%
5	£34.40	£37.20	8.1%

Concessions and discounts on TfL Rail services

- 1.20 The scope of all fare concessions on TfL Rail services will be unchanged in 2012.

Fares outside Zones 1 to 6 on TfL Rail services from 2 January 2012

- 1.21 Fares on TfL rail services beyond Greater London involving Zones 7 to 9 increase in line with fares in Zones 1-6. Adult PAYG single fares will increase by between 10p and 40p and child fares by 5p or 10p. Cash fares increase by up to 50p. Full details are given in Table A4 in the Annex.
- 1.22 Travelcards with coverage in Zones 7 to 9 increase by an average of 8%. Full details are given in Table A5 in the Annex.

2. Issues for consideration

a) Links to Strategies and Strategic Plan

- 2.1 Overall, the fare proposals aim to ensure that fare policy fully supports the objectives and policy criteria set out in the Mayor's Transport Strategy (MTS) and are consistent with TfL's Business Plan. The increase of 7.0%, or 2% more than the benchmark July 2011 RPI increase of 5.0%, is consistent with the planning assumptions used in the TfL Business Plan. The fare changes will help underpin the transport investment programme needed to support the delivery of the objectives of the London Plan.
- 2.2 The MTS highlights the importance of improving transport opportunity for all Londoners and, in doing so, ensuring that the costs of transport remain affordable. All concessions for the less well off on buses are being maintained, along with the free travel concessions for the under 18s.
- 2.3 On the Tube and other TfL Rail services, all concessions are also being maintained.

b) Impact Assessments and Consultation

- 2.4 In the present case, the primary aim is to ensure that sufficient financial resources are available to fund key projects and services. The new fares are projected to increase TfL revenue by some £200m per annum. The new fares will help support TfL's investment programme which is predominantly focused at enhancing and extending the public transport network. The direct impact on public transport ridership will be small. Both bus and Tube passenger journeys are projected to increase in 2012.
- 2.5 The revision complies with applicable equalities legislation. For adult fare payers broadly similar increases are to be applied across all modes and ticket types. As noted in paragraphs 2.2 and 2.3, all concessions for those less able to pay are being maintained. Relevant consequences of the revision are justified within equalities legislation.
- 2.6 The Mayor is not required to conduct a statutory consultation on fares.

c) Risk

- 2.7 The fare changes follow a conventional pattern. GLA officers therefore consider that implementation risks are minimal.

3. Financial Comments

3.1 There are no financial implications for the GLA from these proposals.

3.2 Table 3.1 summarises the revenue yields for TfL from the fare changes. Overall, the bus fare changes will increase fares for the 67% of bus users who pay them by 7.0% on average and yield about £70m in additional revenue per annum. The Tube fare changes will increase fares for the 95% of users who pay fares by 7.0% overall and yield about £120m in additional revenue per annum. A further £13m will be raised by similar increases of London Rail fares. These proposed changes are expected to increase TfL's fares revenue by slightly over £200m per annum in 2012/13.

Table 3.1: Revenue yields from the 2 January 2012 fare changes

	Bus £mpa	Tube £mpa	Lon Rail £mpa
Price effects			
Cash single	3	5	
Cash single transferring to PAYG	-1	-	
PAYG	35	54	
Bus and Tram season tickets	20	-	
Travelcards	22	70	
Total yield from higher prices	79 +7%	129 +7%	14 +7%
Losses due to higher fares after allowing for inflation	-9	-10	-1
Final revenue yield	70	119	13

4. Legal Comments

- 4.1 Under section 155(1) of the Greater London Authority Act 1999 (as amended) ("the 1999 Act") the Mayor may issue directions to TfL as to the manner in which it is to exercise its functions, including directions as to the exercise of its powers in specific circumstances. Under section 174(1) of the 1999 Act, the Mayor is under a duty to exercise his power to issue directions to TfL under section 155(1) in such a way to ensure that the general level and structure of fares for passenger transport service, the general structure of their routes and the general level of provision as to their frequency, and the charges for other facilities are determined. This applies to services provided by TfL and other parties who provide services acting under contracts with TfL. The proposed direction is to be made under section 155 (1)(c) as it contains a specific direction regarding the fares which are to be charged by TfL.

5. Background/supporting papers

Annex A: Summary Fares tables

Annex B: Mayoral Direction for January 2012 Fare Changes

Public access to information

Information in this form is subject to the Freedom of Information Act 2000 (FOI Act) and other legislation. Part 1 of this form will be made available on the GLA website within 1 working day of approval. Any facts and advice that should not be made automatically available on request should not be included in Part 1 but instead on the separate Part 2 form. Deferment is only applicable where release before that date would compromise the implementation of the decision being approved.

Is the publication of this approval to be deferred? NO

If yes, for what reason:

Until what date:

Is there a part 2 form - NO

ORIGINATING OFFICER DECLARATION:

Tick to indicate approval (✓)

Sponsoring Director:

Fiona Fletcher-Smith, Executive Director for Development and Environment, has reviewed the request and is satisfied it is correct and consistent with the Mayor's plans and priorities.

✓

Mayoral Advisor:

Isabel Dedring, Mayoral Adviser on Transport, has been consulted about the proposal and agrees the recommendations.

✓

Legal Advice:

The Public Law team have commented on this proposal.

✓

Financial Advice:

The Development and Environment finance team have commented on this proposal on behalf of the Assistant Director of GLA Finance.

OFFICER APPROVAL**Executive Director, Resources**

I have been consulted about the proposal and confirm that financial and legal advice have been taken into account in the preparation of this report.

Signature

M. J. Allen

Date

13. 9. 11

Chief of Staff

I am satisfied that this is an appropriate request to be submitted to the Mayor

Signature

E. H. I

Date

13/09/11

Annex Table A1: Zones 1 to 6: PAYG rail fares in 2011 and 2012

TfL fares apply to all journeys entirely on TfL rail services and some inter-available Train Company services. Through fares apply to journeys involving both Train Company and TfL rail services.

Peak ¹	TfL fares ²		Change	Train Company fares ³		Change	Through fares ³		Change
Zones	Current	Jan-12		Current	Jan-12		Current	Jan-12	
Adult									
1	£1.90	£2.00	£0.10	£2.00	£2.20	£0.20	£3.30	£3.60	£0.30
12	£2.50	£2.70	£0.20	£2.20	£2.40	£0.20	£3.50	£3.80	£0.30
123	£2.90	£3.10	£0.20	£2.80	£3.00	£0.20	£4.10	£4.40	£0.30
1234	£3.40	£3.60	£0.20	£3.30	£3.60	£0.30	£4.60	£5.00	£0.40
12345	£4.10	£4.40	£0.30	£4.20	£4.50	£0.30	£5.50	£5.90	£0.40
123456	£4.50	£4.80	£0.30	£5.20	£5.60	£0.40	£6.50	£7.00	£0.50
2,3,4,5,6	£1.40	£1.50	£0.10	£1.50	£1.60	£0.10	£1.50	£1.60	£0.10
23,34,45,56	£1.40	£1.50	£0.10	£1.90	£2.10	£0.20	£1.90	£2.10	£0.20
234,345,456	£2.20	£2.20	-	£2.30	£2.50	£0.20	£2.30	£2.50	£0.20
2345,3456	£2.50	£2.70	£0.20	£2.90	£3.10	£0.20	£2.90	£3.10	£0.20
23456	£2.50	£2.70	£0.20	£3.40	£3.70	£0.30	£3.40	£3.70	£0.30

1 Peak PAYG fares apply from 06:30 to 09:30 and from 16:00 to 19:00 Monday to Friday (excluding public holidays)

2 A flat child fare of £0.75 will apply in 2012, compared with £0.70 in 2011

3 As in 2011, child fares will be half the Train Company adult fare in 2012

Off-Peak ¹	TfL fares ^{2,3}		Change	Train Company fares ³		Change	Through fares ³		Change
Zones	Current	Jan-12		Current	Jan-12		Current	Jan-12	
Adult									
1	£1.90	£2.00	£0.10	£1.50	£1.60	£0.10	£2.70	£2.90	£0.20
12	£1.90	£2.00	£0.10	£1.70	£1.80	£0.10	£2.90	£3.10	£0.20
123	£2.50	£2.60	£0.10	£2.00	£2.20	£0.20	£3.20	£3.50	£0.30
1234	£2.50	£2.60	£0.10	£2.30	£2.50	£0.20	£3.50	£3.80	£0.30
12345	£2.70	£2.90	£0.20	£2.60	£2.80	£0.20	£3.80	£4.10	£0.30
123456	£2.70	£2.90	£0.20	£3.20	£3.50	£0.30	£4.40	£4.70	£0.30
2,3,4,5,6	£1.30	£1.40	£0.10	£1.30	£1.40	£0.10	£1.30	£1.40	£0.10
23,34,45,56	£1.30	£1.40	£0.10	£1.50	£1.60	£0.10	£1.50	£1.60	£0.10

234,345,456	£1.40	£1.50	£0.10	£1.70	£1.80	£0.10	£1.70	£1.80	£0.10
2345,3456	£1.40	£1.50	£0.10	£2.00	£2.20	£0.20	£2.00	£2.20	£0.20
23456	£1.40	£1.50	£0.10	£2.20	£2.40	£0.20	£2.20	£2.40	£0.20

- 1 Off-Peak PAYG fares apply on all rail services at all times other than those indicated above for peak fares.
- 2 Where TfL fares apply, the off-peak fare is also charged for PAYG journeys starting between 16:00 to 19:00 Monday to Friday and ending in Zone 1.
- 3 A flat child fare of £0.70 will apply in 2012, compared with £0.65 in 2011.

Annex Table A2: Zones 1 to 6: Cash fares on TfL Rail Services in 2011 and 2012

Cash	TfL single*		Change	Through Single*		Change
Zones	Current	Jan-12		Current	Jan-12	
Adult						
1	£4.00	£4.30	£0.30	£5.00	£5.40	£0.40
12	£4.00	£4.30	£0.30	£5.00	£5.40	£0.40
123	£4.00	£4.30	£0.30	£6.00	£6.40	£0.40
1234	£5.00	£5.40	£0.40	£6.00	£6.40	£0.40
12345	£5.00	£5.40	£0.40	£7.00	£7.40	£0.40
123456	£5.00	£5.40	£0.40	£8.00	£8.60	£0.60
2,3,4,5,6	£4.00	£4.30	£0.30	£4.00	£4.30	£0.30
23,34,45,56	£4.00	£4.30	£0.30	£4.00	£4.30	£0.30
234,345,456	£4.00	£4.30	£0.30	£4.50	£4.80	£0.30
2345,3456	£5.00	£5.40	£0.40	£5.00	£5.40	£0.40
23456	£5.00	£5.40	£0.40	£5.00	£5.40	£0.40

*Child fares will be half the adult fare in 2012, as in 2011

Annex Table A3: Zones 1 to 6: Travelcard prices in 2011 and 2012

Travelcard	One Day Anytime ^{1,3}		Change	One Day Off-Peak ^{2,3,4}		Change	7 Day ¹		Change
Zones	Current	Jan-12		Current	Jan-12		Current	Jan-12	
Adult									
1									
12	£8.00	£8.60	£0.60	£6.60	£7.10	£0.50	£27.60	£29.80	£2.20
123							£32.20	£34.80	£2.60
1234	£10.00	£10.80	£0.80	£7.30	£7.80	£0.50	£39.40	£42.60	£3.20
12345							£47.00	£50.80	£3.80
123456	£15.00	£16.00	£1.20	£8.00	£8.60	£0.60	£50.40	£54.40	£4.00
2,3,4,5,6									
23,34,45,56							£20.80	£22.40	£1.60
234,345,456							£22.80	£24.60	£1.80
2345,3456							£27.40	£29.60	£2.20
23456							£34.40	£37.20	£2.80

1. Child One Day Anytime and 7 Day prices will be half the adult rate in 2012, as in 2011.
2. A child Off-Peak Travelcard covering Zones 1 to 6 will be £3.20 in 2012, compared to £3.00 in 2011. The child off-peak Oyster cap for Zones 1 to 6 will increase from £1.30 to £1.40.
3. For each of the One Day tickets shown there will continue to be an equivalent Oyster cap at the same price.
4. Off-peak Day Travelcards are valid for journeys starting after 09:30 Monday to Friday or at any time at weekends or on public holidays.

Annex Table A4: Zones 7 to 9¹: PAYG and cash single fares in 2011 and 2012

Zones	PAYG Single						Cash Single		
	Peak		Change	Off-Peak ²		Change			Change
	Current	Jan-12		Current	Jan-12		Current	Jan-12	
Adult									
1 to 7	£5.00	£5.40	£0.40	£3.50	£3.70	£0.20	£6.00	£6.40	£0.40
2 to 7	£3.50	£3.70	£0.20	£2.50	£2.60	£0.10	£5.00	£5.40	£0.40
3 to 7	£3.00	£3.20	£0.20	£1.40	£1.50	£0.10	£5.00	£5.40	£0.40
4 to 7	£2.50	£2.70	£0.20	£1.40	£1.50	£0.10	£4.00	£4.30	£0.30
5 to 7, 6 to 8 or 9	£2.00	£2.10	£0.10	£1.40	£1.50	£0.10	£4.00	£4.30	£0.30
1 to 8 or 9	£6.00	£6.40	£0.40	£3.50	£3.70	£0.20	£7.00	£7.50	£0.50
2 to 8 or 9	£4.00	£4.30	£0.30	£2.50	£2.60	£0.10	£6.00	£6.40	£0.40
3 to 8 or 9	£3.50	£3.70	£0.20	£1.40	£1.50	£0.10	£5.00	£5.40	£0.40
4 to 8 or 9	£3.00	£3.20	£0.20	£1.40	£1.50	£0.10	£5.00	£5.40	£0.40
5 to 8 or 9	£2.50	£2.70	£0.20	£1.40	£1.50	£0.10	£4.00	£4.30	£0.30
6 to 6 or 7, 7 to 7 or 8, 8 to 8 or 9, 9 to 9	£1.40	£1.50	£0.10	£1.30	£1.40	£0.10	£4.00	£4.30	£0.30
7 to 9	£1.50	£1.60	£0.10	£1.30	£1.40	£0.10	£4.00	£4.30	£0.30
Child									
1 to 7	£1.00	£1.05	£0.05	£1.00	£1.05	£0.05	£3.00	£3.20	£0.20
2 to 7	£0.70	£0.75	£0.05	£0.65	£0.70	£0.05	£2.50	£2.70	£0.20
3 to 7	£0.70	£0.75	£0.05	£0.65	£0.70	£0.05	£2.50	£2.70	£0.20
4 to 7	£0.70	£0.75	£0.05	£0.65	£0.70	£0.05	£2.00	£2.10	£0.10
5 to 7, 6 to 8 or 9	£0.70	£0.75	£0.05	£0.65	£0.70	£0.05	£2.00	£2.10	£0.10
1 to 8 or 9	£1.50	£1.60	£0.10	£1.00	£1.05	£0.05	£3.50	£3.70	£0.20
2 to 8 or 9	£1.00	£1.05	£0.05	£1.00	£1.05	£0.05	£3.00	£3.20	£0.20
3 to 8 or 9	£0.70	£0.75	£0.05	£0.65	£0.70	£0.05	£2.50	£2.70	£0.20
4 to 8 or 9	£0.70	£0.75	£0.05	£0.65	£0.70	£0.05	£2.50	£2.70	£0.20
5 to 8 or 9	£0.70	£0.75	£0.05	£0.65	£0.70	£0.05	£2.00	£2.10	£0.10
6 to 6 or 7, 7 to 7 or 8, 8 to 8 or 9, 9 to 9	£0.70	£0.75	£0.05	£0.65	£0.70	£0.05	£2.00	£2.10	£0.10
7 to 9	£0.70	£0.75	£0.05	£0.65	£0.70	£0.05	£2.00	£2.10	£0.10

1. Zones 7 to 9 comprise parts of the Metropolitan Line and parts of London Overground outside Greater London.
2. Off-peak times as indicated in notes under Table A1.

Annex Table A5: Zones 7 to 9¹: Travelcard prices in 2011 and 2012

Travelcard	One Day Anytime ^{2,4}		Change	One Day Off-Peak ^{2,3,4,5}		Change	7 Day ²		Change
	Current	Jan-12		Current	Jan-12		Current	Jan-12	
Adult									
1 to 7							£54.80	£59.20	£4.40
1 to 8							£64.60	£69.80	£5.20
1 to 9	£18.60	£20.00	£1.40	£11.00	£11.80	£0.80	£71.60	£77.40	£5.80
2 to 7							£35.60	£38.40	£2.80
2 to 9							£48.60	£52.40	£3.80
4 to 7							£25.80	£27.80	£2.00
4 to 9							£43.40	£46.80	£3.40
Child									
1 to 7							£27.40	£29.60	£2.20
1 to 8							£32.30	£34.90	£2.60
1 to 9	£9.30	£10.00	£0.70	£4.00	£4.30	£0.30	£35.80	£38.70	£2.90
2 to 7							£17.80	£19.20	£1.40
2 to 9							£24.30	£26.20	£1.90
4 to 7							£12.90	£13.90	£1.00
4 to 9							£21.70	£23.40	£1.70

1. Zones 7 to 9 comprise parts of the Metropolitan Line and parts of London Overground outside Greater London.

2. Child One Day Anytime and 7 Day prices will be half the adult rate in 2012, as in 2011

3. A child Off-Peak Travelcard covering Zones 1 to 9 will be £4.30 in 2012, compared to £4.00 in 2011. The child off-peak Oyster cap for Zones 1 to 9 will increase from £1.30 to £1.40.

4. For each of the One Day tickets shown there is an equivalent Oyster cap at the same price.

5. Off-peak Day Travelcards are valid for journeys starting after 09:30 Monday to Friday or at any time at weekends or on public holidays.

GREATER LONDON AUTHORITY

Mayor's Office

City Hall
The Queen's Walk
London SE1 2AA
Switchboard: 020 7983 4000
Minicom: 020 7983 4458
Web: www.london.gov.uk

Peter Hendy

Transport Commissioner
Transport for London
Windsor House
42/50 Victoria Street
London SW1H 0TL

Date:

01 DEC 2011

I, BORIS JOHNSON, MAYOR OF LONDON, in exercise of the powers conferred on me by section 155(1)(c) of the Greater London Authority Act 1999 ("the Act") and in pursuance of my duty under section 174 of the Act, hereby direct Transport for London that the level and structure of fares to be charged for public passenger transport services provided by Transport for London or by any other person in pursuance of an agreement under section 156(2) or 3(a) of the Act or in pursuance of a transport subsidiary's agreement shall from the second day of January 2012 be in accordance with the Schedule attached hereto.

Dated this day *1st* of *December* 2011.



Boris Johnson
Mayor of London

GREATER LONDON AUTHORITY

Schedule A

One Day Travelcard Prices From 2 January 2012

The following tickets are valid on all London Underground, Docklands Light Railway, London Overground and TfL bus and tram services. They are also valid on National Rail services within the specified zones:

	Adult price - pence		Change (p)	Change (%)	Child price – pence*		Change (p)	Change (%)
	Current	Jan-12			Current	Jan-12		
Day Travelcard (Off-Peak)								
12	660	700	40	6.1	n/a	n/a	n/a	n/a
1234	730	770	40	5.5	n/a	n/a	n/a	n/a
123456	800	850	50	6.3	300	320	20	6.7
123456789	1100	1160	60	5.5	400	430	30	7.5
123456789+W	London Midland fares							
Day Travelcard (Anytime)								
12	800	840	40	5.0	400	420	20	5.0
1234	1000	1060	60	6.0	500	530	30	6.0
123456	1500	1580	80	5.3	750	790	40	5.3
123456789	1860	1960	100	5.4	930	980	50	5.4
123456789+W	London Midland fares							

GREATER LONDON AUTHORITY

Travelcard Season Prices From 2 January 2012

The following tickets are valid on all London Underground, Docklands Light Railway, London Overground and TfL bus and tram services. They are also valid on National Rail services within the specified zones:

	Adult price - pence		Change (p)	Change (%)	Child/16-17** price - pence		Change (p)	Change (%)
	Current	Jan-12			Current	Jan-12		
7 Day Travelcard								
12	2760	2920	160	5.8	1380	1460	80	5.8
123	3220	3420	200	6.2	1610	1710	100	6.2
1234	3940	4180	240	6.1	1970	2090	120	6.1
12345	4700	4980	280	6.0	2350	2490	140	6.0
123456	5040	5340	300	6.0	2520	2670	150	6.0
1234567	5480	5800	320	5.8	2740	2900	160	5.8
12345678	6460	6840	380	5.9	3230	3420	190	5.9
123456789	7160	7580	420	5.9	3580	3790	210	5.9
123456789+W	London Midland fares							
23,34,45,56	2080	2200	120	5.8	1040	1100	60	5.8
234,345,456	2280	2420	140	6.1	1140	1210	70	6.1
2345,3456	2740	2900	160	5.8	1370	1450	80	5.8
23456	3440	3640	200	5.8	1720	1820	100	5.8
234567	3560	3780	220	6.2	1780	1890	110	6.2
23456789+W	4860	5140	280	5.8	2430	2570	140	5.8
4567	2580	2740	160	6.2	1290	1370	80	6.2
456789	4340	4600	260	6.0	2170	2300	130	6.0
456789+W	4340	4600	260	6.0	2170	2300	130	6.0

* Monthly Travelcard season prices are 3.84 times the 7-Day price (rounded up to 10p multiples).

Adult Annual Travelcard season prices are 40 times the 7-Day price.

** Child rate 7 Day and longer period Travelcards are also available to 16-17 year old photocard holders.

GREATER LONDON AUTHORITY

Travelcard Season Prices From 2 January 2012 (continued)

Valid photocard holders on the TfL 18+ student scheme are eligible for a Discount Travelcard at 30% off the adult Travelcard rate as shown below:

	Current price - pence	Jan-12 price - pence	Change (p)	Change (%)
Discount Travelcard 7 Day Season				
12	1930	2040	110	5.7
123	2250	2390	140	6.2
1234	2750	2920	170	6.2
12345	3280	3480	200	6.1
123456	3520	3730	210	6.0
1234567	3830	4050	220	5.7
12345678	4520	4780	260	5.8
123456789	5010	5300	290	5.8
123456789+W	<i>London Midland fares</i>			
23,34,45,56	1450	1530	80	5.5
234,345,456	1590	1690	100	6.3
2345,3456	1910	2020	110	5.8
23456	2400	2540	140	5.8
234567	2490	2640	150	6.0
23456789+W	3400	3590	190	5.6
4567	1800	1910	110	6.1
456789+W	3030	3210	180	5.9

Monthly Travelcard season prices are 3.84 times the 7-Day price (rounded up to 10p multiples).
Adult Annual Travelcard season prices are 40 times the 7-Day price.

GREATER LONDON AUTHORITY

Underground Ticket Prices From 2 January 2012

The following tickets are valid on all London Underground, Docklands Light Railway and London Overground services and National Rail services where LU fares apply.

Ticket/Zones	Adult Price - pence		Change (p)	Change (%)	Child Price - pence		Change (p)	Change (%)
	Current	Jan-12			Current	Jan-12		
Underground Single								
12	400	430	30	7.5	200	210	10	5.0
123	400	430	30	7.5	200	210	10	5.0
1234	500	530	30	6.0	250	260	10	4.0
12345	500	530	30	6.0	250	260	10	4.0
123456	500	530	30	6.0	250	260	10	4.0
1234567	600	640	40	6.7	300	320	20	6.7
123456789	700	750	50	7.1	350	370	20	5.7
12345678W	London Midland fares							
234	400	430	30	7.5	200	210	10	5.0
23456	500	530	30	6.0	250	260	10	4.0
234567	500	530	30	6.0	250	260	10	4.0
23456789	600	640	40	6.7	300	320	20	6.7
345	400	430	30	7.5	200	210	10	5.0
3456789	500	530	30	6.0	250	260	10	4.0
4567	400	430	30	7.5	200	210	10	5.0
456789	500	530	30	6.0	250	260	10	4.0
56789	400	430	30	7.5	200	210	10	5.0

Return tickets will be charged at twice the single ticket price

GREATER LONDON AUTHORITY

Tube-Train Zonal fares

These tickets allow unlimited interchange between London Underground, Docklands Light Railway, London Overground and National Rail services for a single journey within the specified zones.

Zones	Adult Single Price - pence		Change		Child Single Price - pence		Change	
	Current	Jan-12	(p)	(%)	Current	Jan-12	(p)	(%)
1 inc Z1	500	530	30	6.0	250	265*	15	6.0
2 inc Z1	500	530	30	6.0	250	265*	15	6.0
3 inc Z1	600	640	40	6.7	300	320	20	6.7
4 inc Z1	600	640	40	6.7	300	320	20	6.7
5 inc Z1	700	740	40	5.7	350	370	20	5.7
6 inc Z1	800	860	60	7.5	400	430	30	7.5
1 exc Z1	400	430	30	7.5	200	215*	15	7.5
2 exc Z1	400	430	30	7.5	200	215*	15	7.5
3 exc Z1	450	480	30	6.7	225*	240	15	6.7
4 exc Z1	500	530	30	6.0	250	265*	15	6.0
5 exc Z1	500	530	30	6.0	250	265*	15	6.0

* 5p less when sold at LU ticket offices or machines.

Return tickets are charged at twice the single price. The appropriate One Day Travelcard will be issued instead of a return ticket where cheaper.

GREATER LONDON AUTHORITY

Oyster 'pay as you go' fares on TfL rail services

The following prices will apply for Oyster 'pay as you go' single journeys on all London Underground, Docklands Light Railway and London Overground services:

Ticket/Zones	Oyster 'pay as you go' Peak* - pence		Change (p)	Change (%)	Oyster 'pay as you go' Off-Peak* - pence		Change (p)	Change (%)
	Current	Jan-12			Current	Jan-12		
Adult								
1	190	200	10	5.3	190	200	10	5.3
12	250	270	20	8.0	190	200	10	5.3
123	290	310	20	6.9	250	260	10	4.0
1234	340	360	20	5.9	250	260	10	4.0
12345	410	440	30	7.3	270	290	20	7.4
123456	450	480	30	6.7	270	290	20	7.4
1234567	500	530	30	6.0	350	370	20	5.7
12345678	600	640	40	6.7	350	370	20	5.7
123456789	600	640	40	6.7	350	370	20	5.7
12345678W	<i>London Midland fares</i>							
Euston (NR) - W	<i>London Midland fares</i>							
2, 3, 4, 5, 6	140	150	10	7.1	130	140	10	7.7
23, 34, 45, 56	140	150	10	7.1	130	140	10	7.7
234, 345, 456	220	220	-	-	140	140	-	-
2345, 3456	250	260	10	4.0	140	140	-	-
23456	250	260	10	4.0	140	140	-	-
234567	350	370	20	5.7	250	260	10	4.0
2345678	400	430	30	7.5	250	260	10	4.0
23456789	400	430	30	7.5	250	260	10	4.0
2345678W	400	430	30	7.5	250	260	10	4.0
34567	300	320	20	6.7	140	150	10	7.1
3456789	350	370	20	5.7	140	150	10	7.1
345678W	350	370	20	5.7	140	150	10	7.1
4567	250	260	10	4.0	140	150	10	7.1
456789	300	320	20	6.7	140	150	10	7.1
45678W	300	320	20	6.7	140	150	10	7.1
567	200	210	10	5.0	140	150	10	7.1
56789	250	260	10	4.0	140	150	10	7.1
5678W	250	260	10	4.0	140	150	10	7.1
67	140	150	10	7.1	130	140	10	7.7
6789	200	210	10	5.0	140	150	10	7.1
678W	200	210	10	5.0	140	150	10	7.1
7	140	150	10	7.1	130	140	10	7.7
78	140	150	10	7.1	130	140	10	7.7
789	150	160	10	6.7	130	140	10	7.7
78W	150	160	10	6.7	130	140	10	7.7
89	140	150	10	7.1	130	140	10	7.7
8W	140	150	10	7.1	130	140	10	7.7

* The Peak fare is charged for journeys starting between 06:30 and 09:30 and between 16:00 and 19:00 on normal weekdays. The Off-Peak fare applies to weekday journeys outside these times and at any time at weekends and on bank holidays. The Off-Peak fare also applies for journeys starting between 16:00 and 19:00 on normal weekdays that start outside of Zone 1 and terminate in Zone 1.
Off-Peak fares will also apply at other times for certain journeys between Euston (NR) and Watford Junction, including intermediate stations.

GREATER LONDON AUTHORITY

Oyster 'pay as you go' fares on TfL rail services (continued)

The following prices will apply for Oyster 'pay as you go' single journeys on all London Underground, Docklands Light Railway and London Overground services:

Ticket/Zones	Oyster 'pay as you go' Peak* - pence		Change (p)	Change (%)	Oyster 'pay as you go' Off-Peak* - pence		Change (p)	Change (%)
	Current	Jan-12			Current	Jan-12		
Child								
1	70	75	5	7.1	65	70	5	7.7
12	70	75	5	7.1	65	70	5	7.7
123	70	75	5	7.1	65	70	5	7.7
1234	70	75	5	7.1	65	70	5	7.7
12345	70	75	5	7.1	65	70	5	7.7
123456	70	75	5	7.1	65	70	5	7.7
1234567	100	105	5	5.0	100	105	5	5.0
12345678	150	160	10	6.7	100	105	5	5.0
123456789	150	160	10	6.7	100	105	5	5.0
12345678W	<i>London Midland fares</i>							
Euston (NR) - W	<i>London Midland fares</i>							
2, 3, 4, 5, 6	70	75	5	7.1	65	70	5	7.7
23, 34, 45, 56	70	75	5	7.1	65	70	5	7.7
234, 345, 456	70	75	5	7.1	65	70	5	7.7
2345, 3456	70	75	5	7.1	65	70	5	7.7
23456	70	75	5	7.1	65	70	5	7.7
234567	70	75	5	7.1	65	70	5	7.7
2345678	100	105	5	5.0	100	105	5	5.0
23456789	100	105	5	5.0	100	105	5	5.0
2345678W	100	105	5	5.0	100	105	5	5.0
34567	70	75	5	7.1	65	70	5	7.7
3456789	70	75	5	7.1	65	70	5	7.7
345678W	70	75	5	7.1	65	70	5	7.7
4567	70	75	5	7.1	65	70	5	7.7
456789	70	75	5	7.1	65	70	5	7.7
45678W	70	75	5	7.1	65	70	5	7.7
567	70	75	5	7.1	65	70	5	7.7
56789	70	75	5	7.1	65	70	5	7.7
5678W	70	75	5	7.1	65	70	5	7.7
67	70	75	5	7.1	65	70	5	7.7
6789	70	75	5	7.1	65	70	5	7.7
678W	70	75	5	7.1	65	70	5	7.7
7	70	75	5	7.1	65	70	5	7.7
78	70	75	5	7.1	65	70	5	7.7
789	70	75	5	7.1	65	70	5	7.7
78W	70	75	5	7.1	65	70	5	7.7
89	70	75	5	7.1	65	70	5	7.7
8W	70	75	5	7.1	65	70	5	7.7

* The Peak fare is charged for journeys starting between 06:30 and 09:30 and between 16:00 and 19:00 on normal weekdays. The Off-Peak fare applies to weekday journeys outside these times and at any time at weekends and on bank holidays. The Off-Peak fare also applies for journeys starting between 16:00 and 19:00 on normal weekdays that start outside of Zone 1 and terminate in Zone 1.

Off-Peak fares will also apply at other times for certain journeys between Euston (NR) and Watford Junction, including intermediate stations.

GREATER LONDON AUTHORITY

Oyster 'pay as you go' fares on TfL rail services (continued)

The following prices will apply for Oyster 'pay as you go' single journeys on all London Underground, Docklands Light Railway and London Overground services:

Ocklands Light Railway and London Overground services.

Ticket/Zones	Oyster 'pay as you go' Peak* - pence		Change (p)	Change (%)	Oyster 'pay as you go' Off-Peak* - pence		Change (p)	Change (%)
	Current	Jan-12			Current	Jan-12		
16-17 and New Deal								
1	95	100	5	5.3	95	100	5	5.3
12	125	135	10	8.0	95	100	5	5.3
123	145	155	10	6.9	125	130	5	4.0
1234	170	180	10	5.9	125	130	5	4.0
12345	205	220	15	7.3	135	145	10	7.4
123456	225	240	15	6.7	135	145	10	7.4
1234567	250	265	15	6.0	175	185	10	5.7
12345678	300	320	20	6.7	175	185	10	5.7
123456789	300	320	20	6.7	175	185	10	5.7
123456W	London Midland fares							
Euston (NR) - W	London Midland fares							
2, 3, 4, 5, 6	70	75	5	7.1	65	70	5	7.7
23, 34, 45, 56	70	75	5	7.1	65	70	5	7.7
234, 345, 456	110	110	-	-	70	70	-	-
2345, 3456	125	130	5	4.0	70	70	-	-
23456	125	130	5	4.0	70	70	-	-
234567	175	185	10	5.7	125	130	5	4.0
2345678	200	215	15	7.5	125	130	5	4.0
23456789	200	215	15	7.5	125	130	5	4.0
2345678W	200	215	15	7.5	125	130	5	4.0
34567	150	160	10	6.7	70	75	5	7.1
3456789	175	185	10	5.7	70	75	5	7.1
345678W	175	185	10	5.7	70	75	5	7.1
4567	125	130	5	4.0	70	75	5	7.1
456789	150	160	10	6.7	70	75	5	7.1
45678W	150	160	10	6.7	70	75	5	7.1
567	100	105	5	5.0	70	75	5	7.1
56789	125	130	5	4.0	70	75	5	7.1
5678W	125	130	5	4.0	70	75	5	7.1
67	70	75	5	7.1	65	70	5	7.7
6789	100	105	5	5.0	70	75	5	7.1
678W	100	105	5	5.0	70	75	5	7.1
7	70	75	5	7.1	65	70	5	7.7
78	70	75	5	7.1	65	70	5	7.7
789	75	80	5	6.7	65	70	5	7.7
78W	75	80	5	6.7	65	70	5	7.7
89	70	75	5	7.1	65	70	5	7.7
8W	70	75	5	7.1	65	70	5	7.7

* The Peak fare is charged for journeys starting between 06:30 and 09:30 and between 16:00 and 19:00 on normal weekdays. The Off-Peak fare applies to weekday journeys outside these times and at any time at weekends and on bank holidays. The Off-Peak fare also applies for journeys starting between 16:00 and 19:00 on normal weekdays that start outside of Zone 1 and terminate in Zone 1. Off-Peak fares will also apply at other times for certain journeys between Euston (NR) and Watford Junction, including intermediate stations.

GREATER LONDON AUTHORITY

Oyster 'pay as you go' caps

The following daily caps apply where any Oyster 'pay as you go' travel is made on TfL rail (apart from Tram) or National Rail services, with or without bus and tram travel in addition.

Ticket/Zones	Oyster 'pay as you go' Peak* - pence		Change (p)	Change (%)	Oyster 'pay as you go' Off-Peak* - pence		Change (p)	Change (%)
	Current	Jan-12			Current	Jan-12		
Adult and 16-17								
12	800	840	40	5.0	660	700	40	6.1
123	1000	1060	60	6.0	730	770	40	5.5
1234	1000	1060	60	6.0	730	770	40	5.5
12345	1500	1580	80	5.3	800	850	50	6.3
123456	1500	1580	80	5.3	800	850	50	6.3
123456789	1860	1960	100	5.4	1100	1160	60	5.5
123456789+W	London Midland fares							
Child								
12	400	420	20	5.0	130	140	10	7.7
123	500	530	30	6.0	130	140	10	7.7
1234	500	530	30	6.0	130	140	10	7.7
12345	750	790	40	5.3	130	140	10	7.7
123456	750	790	40	5.3	130	140	10	7.7
123456789	930	980	50	5.4	130	140	10	7.7
123456789+W	London Midland fares							
New Deal								
12	400	420	20	5.0	330	350	20	6.1
123	500	530	30	6.0	365	385	20	5.5
1234	500	530	30	6.0	365	385	20	5.5
12345	750	790	40	5.3	400	425	25	6.3
123456	750	790	40	5.3	400	425	25	6.3
123456789	930	980	50	5.4	550	580	30	5.5
123456789+W	London Midland fares							

* The Off-Peak cap applies for journeys made on the same day entirely within the following hours:

- Mondays to Fridays: from 0930 and starting before 0430 the following day
- Saturdays, Sundays and public holidays: from 0430 and starting before 0430 the following day.

On normal weekdays the Peak cap will apply if any journey is started between 0430 and 0930 if this gives the lowest cost. The Off-Peak cap plus the separate fares for any journeys starting between 0430 and 0930 will be charged if the total cost is less than the Peak cap.

Bus and Tram tickets

The following tickets are valid on all TfL bus and tram services:

	Adult price - pence		Change	Change
	Current	Jan-12	(p)	(%)
Bus/Tram Single				
Any journey	220	230	10	4.5

7 Day Bus Pass All zones	Price - pence		Change	Change
	Current	Jan-12	(p)	(%)
Adult	1780	1880	100	5.6
18+ Student scheme	1240	1310	70	5.6
16-17, New Deal and Bus & Tram Discount scheme	890	940	50	5.6

Monthly bus season prices are 3.84×7 -Day price (rounded up to 10p multiples). Annual season prices are 40×7 -Day price. 18+ Student bus season prices are calculated to ensure at least a 30% discount is given on equivalent adult bus seasons for all periods.

Oyster 'pay as you go' Any bus/tram journey	Price - pence		Change	Change
	Current	Jan-12	(p)	(%)
Adult	130	135	5	3.8
16-17, New Deal and Bus & Tram Discount scheme	65	65	-	-

The following daily caps apply where Oyster 'pay as you go' travel is made on TfL bus or tram services only:

Bus and tram Oyster 'pay as you go' cap All journeys	Price - pence		Change	Change
	Current	Jan-12	(p)	(%)
Adult	400	420	20	5.0
16-17, New Deal and Bus & Tram Discount scheme	200	210	10	5.0

The cap is the maximum cost for all journeys made during a 24 period from 0430 and before 0430 the following day using TfL bus and tram services only.

GREATER LONDON AUTHORITY

REQUEST FOR MAYORAL DECISION – MD918

Title: January 2012 Fare Changes

Executive Summary:

This paper sets out Transport for London's (TfL's) revised fare change proposals to be implemented from 2 January 2012. The revised proposals, which reflect an increase in grant available from central government, will increase TfL fares by 5.6% overall or by just under 1% more than the annual increase in the Retail Price Index (RPI) in the benchmark month of July 2011.

Travelcard prices increase by 6% reflecting the link with National Rail fares and the latest guidance from the Secretary of State for Transport that regulated rail fares should rise by 6% (RPI+1%) in January 2012. Other fares increase by broadly 6% after allowing for rounding.

Underground peak PAYG fares in London increase by up to 30p and by up to 20p at other times. The bus PAYG single fare increases by 5p to 135p and the one day cap by 5%. Bus & Tram Pass season prices increase by 5.6%.

The revised changes are expected to raise some £172m per year compared to a position of no fares increase.

Decision:

The Mayor is asked to:

Approve the proposed revisions to TfL fares to be implemented from 2 January 2012 as set out below; and sign the attached Direction to TfL under section 155 (1)(c) of the Greater London Authority Act 1999 to implement these fares from that date.

Mayor of London

The above request has my approval.

Signature



Date

1.12.11

PART I - NON-CONFIDENTIAL FACTS AND ADVICE TO THE MAYOR

Decision required – supporting report

1. Introduction and background

- 1.1 The TfL Business Plan to 2014/15, approved by the TfL Board in March 2011, maintained the assumption of the previous Plan that fares would rise by an average of RPI+2% each January. This was in line with the settlement reached with the government in the 2010 Spending Review. However, the government has now made additional funding available. This has enabled the TfL fare increase in January 2012 to be held down to broadly RPI+1% or 6%. The Train Operating Companies (TOCs) are also being directed by the Department for Transport to hold down the increase in their regulated fares, including the Travelcard, to RPI+1% in January 2012.

Latest trends – fares income

- 1.2 The strong performance of fares income last year was a key element of absorbing the impact of the Spending Review funding cut, and was fully reflected in TfL's Budget and Business Plan published in March. To date in the current financial year, revenues are broadly in line with the Budget / Business Plan.

Overview of proposed fare changes in January 2012

- 1.3 Detailed fare proposals for 2012 are set out below. These proposals start from the 5% increase in the July RPI benchmark that has now been reported. The overall fare increase proposed is now 5.6% or just under RPI+1%. The annual revenue yields for TfL from the rail increase are put at around £104m for LU and £11m for London Rail. For bus, the yield is £57m.
- 1.4 Travelcard fares, One Day PAYG caps and certain PAYG fares involving National Rail are subject to agreement with the London Train Operating Companies. The proposals envisage that Travelcard fares generally increase by RPI+1% in line with the current National Rail target for January 2012.

Bus and Tram fares

- 1.5 Table 1.1 gives the specific values. The adult PAYG single fare increases from 130p to 135p. The One Day bus cap rises from £4.00 to £4.20 – only slightly more than the cost of three bus rides; the bus cash fare from 220p to 230p; and the 7 day Bus and Tram season ticket from £17.80 to £18.80. Longer period bus season tickets increase in the same proportion as the 7 day ticket.

Concessions on Bus and Tram services

- 1.6 The scope of all concessions and discounts is unchanged.

Table 1.1: Bus and Tram fares in 2012

	2011	2012	Increase
PAYG - single	£1.30	£1.35	3.8%
PAYG – one day cap	£4.00	£4.20	5.0%
Cash - single	£2.20	£2.30	4.5%
7 Day Bus and Tram Pass	£17.80	£18.80	5.6%

Tube, DLR and Overground fares in Zones 1-6

- 1.7 On the Underground and other TfL rail services, most PAYG fares within Zones 1 to 6 are proposed to increase by 10p to 20p, with 30p increases for the longest distances. The fares are proposed to increase as shown in Table 1.2. Overall, the increase in TfL PAYG fares is 5.8%. A flat PAYG fare of 140p is introduced outside Zone 1 at off-peak times.

Table 1.2: adult PAYG fares on TfL rail services

	2011		2012		Increase	
	Peak	Off-peak	Peak	Off-peak	Peak	Off-peak
Zones inc Zone 1						
1	£1.90	£1.90	£2.00	£2.00	5.3%	5.3%
2	£2.50	£1.90	£2.70	£2.00	8.0%	5.3%
3	£2.90	£2.50	£3.10	£2.60	6.9%	4.0%
4	£3.40	£2.50	£3.60	£2.60	5.9%	4.0%
5	£4.10	£2.70	£4.40	£2.90	7.3%	7.4%
6	£4.50	£2.70	£4.80	£2.90	6.7%	7.4%
Zones exc Zone 1						
1	£1.40	£1.30	£1.50	£1.40	7.1%	7.7%
2	£1.40	£1.30	£1.50	£1.40	7.1%	7.7%
3	£2.20	£1.40	£2.20	£1.40	-	-
4	£2.50	£1.40	£2.60	£1.40	4.0%	-
5	£2.50	£1.40	£2.60	£1.40	4.0%	-

- 1.8 The flat child off-peak PAYG fare, which applies also to National Rail journeys, increases from 65p to 70p and the off-peak cap from 130p to 140p. The child peak LU PAYG fare increases from 70p to 75p – half the minimum adult peak fare. The printed child off-peak Travelcard, aimed at the visitor market, increases from £3.00 to £3.20.
- 1.9 The PAYG fares being adopted by the Train Operators are shown for information in Table A1 in the Annex, together with the associated Train-Tube PAYG fares. The PAYG through fares are priced as the sum of the Train Operators' own PAYG fares plus add-on amounts for through travel. Under the PAYG Agreement with the Operators, the add-on amounts can only be less than the minimum TfL PAYG fare if the Operators agree.
- 1.10 In the case of the non-Zone 1 Train-Tube PAYG fares, the Operators have consented to the add-ons remaining unchanged at zero in 2012. In the case of the Train-Tube PAYG fares involving Zone 1, the Operators have consented to revised add-on amounts for 2012 which are still less than the 2012 TfL minimum fares in the peak and off-peak. As a result, the add-on amounts involving Zone 1 typically increase by 10p to £1.40 in the peak and to £1.30 in the off-peak.
- 1.11 As shown in Table A1, the Train Operators' new fares and the revisions to the add-on amounts, mean that the PAYG peak 1-6 Train-Tube fare increases from £6.50 to £6.90 and the off-peak fare from £4.40 to £4.60. These two fares will continue to determine the peak and off-peak entry and exit charges for all rail PAYG journeys.
- 1.12 The Oyster card deposit remains unchanged at £5.

Cash fares in Zones 1-6

- 1.13 The £4 and £5 adult Tube cash fares, which are now used by just over 1% of Tube users, increase by 30p to £4.30 and £5.30 respectively. Child cash fares for the under 16s remain at half the adult fares. (The under 11s travel free on TfL rail services.) Overall, cash fares increase by 7.1%.
- 1.14 Cash through fares to NR services within the zones increase by similar percentages. Full details are set out in Table A2 in the Annex.

One Day Travelcards and related price caps in Zones 1-6

- 1.15 Day Travelcard prices and the associated PAYG caps increase by 6.1% on average. See Table 1.3 below and Table A3 in the Annex.

Table 1.3: One Day Travelcards and caps

	2011	2012	Increase
Anytime			
1-2	£8.00	£8.40	5.0%
1-4	£10.00	£10.60	6.0%
1-6	£15.00	£15.80	5.3%
Off-peak			
1-2	£6.60	£7.00	6.1%
1-4	£7.30	£7.70	5.5%
1-6	£8.00	£8.50	6.2%

- 1.16 Child One Day Anytime Travelcards will remain at half the adult price. Child Off-peak Travelcards will increase from £3.00 to £3.20.

Travelcard season tickets in Zones 1-6

- 1.17 Travelcard season ticket prices increase by 6%, or RPI+1%, overall as shown in Table 1.4 and Table A3 in the Annex.

Table 1.4: Travelcard seasons – 7 Day ticket prices

	2011	2012	Increase
Zones inc Zone 1			
2	£27.60	£29.20	5.8%
3	£32.20	£34.20	6.2%
4	£39.40	£41.80	6.1%
5	£47.00	£49.80	6.0%
6	£50.40	£53.40	6.0%
Zones exc Zone 1			
2	£20.80	£22.00	5.8%
3	£22.80	£24.20	6.1%
4	£27.40	£29.00	5.8%
5	£34.40	£36.40	5.8%

Concessions and discounts on TfL Rail services

- 1.18 The scope of all fare concessions on TfL Rail services will be unchanged in 2012.

Fares outside Zones 1 to 6 on TfL Rail services from 2 January 2012

- 1.19 Fares on TfL rail services beyond Greater London involving Zones 7 to 9 increase in line with fares in Zones 1-6. Adult PAYG single fares will increase by between 10p and 40p and child fares by 5p or 10p. Cash fares increase by up to 50p. Full details are given in Table A4 in the Annex.
- 1.20 Travelcards with coverage in Zones 7 to 9 increase by an average of 6%. Full details are given in Table A5 in the Annex.

2. Issues for consideration

a) Links to Strategies and Strategic Plan

- 2.1 Overall, the fare proposals aim to ensure that fare policy fully supports the objectives and policy criteria set out in the Mayor's Transport Strategy (MTS) and are consistent with TfL's Business Plan. Given the increased government funding now announced, the increase in TfL fares of just under 6% is consistent with the planning assumptions used in the TfL Business Plan. The revised fares will thus continue to sustain the transport investment programme needed to support the delivery of the objectives of the London Plan.
- 2.2 The MTS highlights the importance of improving transport opportunity for all Londoners and, in doing so, ensuring that the costs of transport remain affordable. All concessions for the less well off on buses are being maintained, along with the free travel concessions for the under 18s.
- 2.3 On the Tube and other TfL Rail services, all concessions are also being maintained.

b) Impact Assessments and Consultation

- 2.4 The revised fare proposals are projected to increase TfL revenue by some £172m per annum. In the present case, the primary aim is to ensure that sufficient financial resources are available to fund key projects and services. This objective is being met because the cost of the revised fare proposals compared to the fares signed off in October 2011 are covered by an increase in the amount of government grant being made available to TfL over the Business Plan years to 2014/15. The revised fares will therefore continue to provide the needed support for TfL's investment programme which is predominantly focused at enhancing and extending the public transport network. The direct impact on public transport ridership will be small. Both bus and Tube passenger journeys are projected to increase in 2012.
- 2.5 The revision complies with applicable equalities legislation. For adult fare payers broadly similar increases are to be applied across all modes and ticket types. As noted in paragraphs 2.2 and 2.3, all concessions for those less able to pay are being maintained. Relevant consequences of the revision are justified within equalities legislation.
- 2.6 The Mayor is not required to conduct a statutory consultation on fares.

c) Risk

- 2.7 The fare changes follow a conventional pattern. However, it is accepted by GLA officers that the time-scale of the implementation will be challenging.

3. Financial Comments

- 3.1 There are no financial implications for the GLA from these proposals.
- 3.2 Table 3.1 summarises the revenue yields for TfL from the revised fare changes. Overall, the bus fare changes will increase fares for the 67% of bus users and yield some £57m in additional revenue per annum. The Tube fare changes will increase fares for the 95% of users who pay fares and yield some £104m in additional revenue per annum. A further £11m will be raised by similar increases of London Rail fares.
- 3.3 The revised proposed changes are expected to increase TfL's fares revenue by £172m per annum. The reduced yield from the revised fare changes will be met by an increase in the amount of government grant being made available to TfL over the Business Plan years to 2014/15.

Table 3.1: Revenue yields from the 2 January 2012 fare changes

	Bus £mpa	Tube £mpa	London Rail £mpa
Price effects			
Cash single	3	5	
PAYG	22	50	
Bus and Tram season tickets	16	-	
Travelcards	16	54	
Total yield from higher prices	57	109	12
Losses due to higher fares after allowing for inflation	-	-5	-1
Final revenue yield	57	104	11

4. Legal Comments

- 4.1 Under section 155(1) of the Greater London Authority Act 1999 (as amended) ("the 1999 Act") the Mayor may issue directions to TfL as to the manner in which it is to exercise its functions, including directions as to the exercise of its powers in specific circumstances. Under section 174(1) of the 1999 Act, the Mayor is under a duty to exercise his power to issue directions to TfL under section 155(1) in such a way to ensure that the general level and structure of fares for passenger transport service, the general structure of their routes and the general level of provision as to their frequency, and the charges for other facilities are determined. This applies to services provided by TfL and other parties who provide services acting under contracts with TfL. The proposed direction is to be made under section 155 (1)(c) as it contains a specific direction regarding the fares which are to be charged by TfL.

5. Background/supporting papers

Annex A: Summary Fares tables

Annex B: Mayoral Direction for January 2012 Fare Changes

Public access to information

Information in this form is subject to the Freedom of Information Act 2000 (FOI Act) and other legislation. Part 1 of this form will be made available on the GLA website within 1 working day of approval. Any facts and advice that should not be made automatically available on request should not be included in Part 1 but instead on the separate Part 2 form. Deferment is only applicable where release before that date would compromise the implementation of the decision being approved.

Is the publication of this approval to be deferred? NO

If yes, for what reason:

Until what date:

Is there a part 2 form - NO

ORIGINATING OFFICER DECLARATION:

*Tick to indicate
approval (✓)*

Sponsoring Director:

Fiona Fletcher-Smith, Executive Director for Development and Environment, has reviewed the request and is satisfied it is correct and consistent with the Mayor's plans and priorities.

✓

Mayoral Advisor:

Isabel Dedring, Mayoral Adviser on Transport, has been consulted about the proposal and agrees the recommendations.

✓

Legal Advice:

The Public Law team have commented on this proposal.

✓

Financial Advice:

The finance team have commented on this proposal.

✓

OFFICER APPROVAL**Executive Director, Resources**

I have been consulted about the proposal and confirm that financial and legal advice have been taken into account in the preparation of this report.

Signature

M. J. Allen

Date

1.12.11

Chief of Staff

I am satisfied that this is an appropriate request to be submitted to the Mayor

Signature

E. W.

Date

01/12/11

Annex Table A1: Zones 1 to 6: PAYG rail fares in 2011 and 2012

TfL fares apply to all journeys entirely on TfL rail services and some inter-available Train Company services. Through fares apply to journeys involving both Train Company and TfL rail services.

Peak ¹	TfL fares ²		Change	Train Company fares ³		Change	Through fares ³		Change
Zones	Current	Jan-12		Current	Jan-12		Current	Jan-12	
Adult									
1	£1.90	£2.00	£0.10	£2.00	£2.10	£0.10	£3.30	£3.50	£0.20
12	£2.50	£2.70	£0.20	£2.20	£2.30	£0.10	£3.50	£3.70	£0.20
123	£2.90	£3.10	£0.20	£2.80	£3.00	£0.20	£4.10	£4.40	£0.30
1234	£3.40	£3.60	£0.20	£3.30	£3.50	£0.20	£4.60	£4.90	£0.30
12345	£4.10	£4.40	£0.30	£4.20	£4.50	£0.30	£5.50	£5.90	£0.40
123456	£4.50	£4.80	£0.30	£5.20	£5.50	£0.30	£6.50	£6.90	£0.40
2,3,4,5,6	£1.40	£1.50	£0.10	£1.50	£1.60	£0.10	£1.50	£1.60	£0.10
23,34,45,56	£1.40	£1.50	£0.10	£1.90	£2.00	£0.10	£1.90	£2.00	£0.10
234,345,456	£2.20	£2.20	-	£2.30	£2.40	£0.10	£2.30	£2.40	£0.10
2345,3456	£2.50	£2.60	£0.10	£2.90	£3.10	£0.20	£2.90	£3.10	£0.20
23456	£2.50	£2.60	£0.10	£3.40	£3.60	£0.20	£3.40	£3.60	£0.20

1 Peak PAYG fares apply from 06:30 to 09:30 and from 16:00 to 19:00 Monday to Friday (excluding public holidays)

2 A flat child fare of £0.75 will apply in 2012, compared with £0.70 in 2011

3 As in 2011, child fares will be half the Train Company adult fare in 2012

Off-Peak ¹	TfL fares ^{2,3}		Change	Train Company fares ³		Change	Through fares ³		Change
Zones	Current	Jan-12		Current	Jan-12		Current	Jan-12	
Adult									
1	£1.90	£2.00	£0.10	£1.50	£1.60	£0.10	£2.70	£2.90	£0.20
12	£1.90	£2.00	£0.10	£1.70	£1.80	£0.10	£2.90	£3.10	£0.20
123	£2.50	£2.60	£0.10	£2.00	£2.10	£0.10	£3.20	£3.40	£0.20
1234	£2.50	£2.60	£0.10	£2.30	£2.40	£0.10	£3.50	£3.70	£0.20
12345	£2.70	£2.90	£0.20	£2.60	£2.80	£0.20	£3.80	£4.10	£0.30
123456	£2.70	£2.90	£0.20	£3.20	£3.40	£0.20	£4.40	£4.60	£0.20
2,3,4,5,6	£1.30	£1.40	£0.10	£1.30	£1.40	£0.10	£1.30	£1.40	£0.10
23,34,45,56	£1.30	£1.40	£0.10	£1.50	£1.60	£0.10	£1.50	£1.60	£0.10
234,345,456	£1.40	£1.40	-	£1.70	£1.80	£0.10	£1.70	£1.80	£0.10
2345,3456	£1.40	£1.40	-	£2.00	£2.10	£0.10	£2.00	£2.10	£0.10
23456	£1.40	£1.40	-	£2.20	£2.30	£0.10	£2.20	£2.30	£0.10

1 Off-Peak PAYG fares apply on all rail services at all times other than those indicated above for peak fares.

2 Where TfL fares apply, the off-peak fare is also charged for PAYG journeys starting between 16:00 to 19:00 Monday to Friday and ending in Zone 1.

3 A flat child fare of £0.70 will apply in 2012, compared with £0.65 in 2011.

Annex Table A2: Zones 1 to 6: Cash fares on TfL Rail Services in 2011 and 2012

Cash	TfL single*		Change	Through Single*		Change
Zones	Current	Jan-12		Current	Jan-12	
Adult						
1	£4.00	£4.30	£0.30	£5.00	£5.30	£0.30
12	£4.00	£4.30	£0.30	£5.00	£5.30	£0.30
123	£4.00	£4.30	£0.30	£6.00	£6.40	£0.40
1234	£5.00	£5.30	£0.30	£6.00	£6.40	£0.40
12345	£5.00	£5.30	£0.30	£7.00	£7.40	£0.40
123456	£5.00	£5.30	£0.30	£8.00	£8.60	£0.60
2,3,4,5,6	£4.00	£4.30	£0.30	£4.00	£4.30	£0.30
23,34,45,56	£4.00	£4.30	£0.30	£4.00	£4.30	£0.30
234,345,456	£4.00	£4.30	£0.30	£4.50	£4.80	£0.30
2345,3456	£5.00	£5.30	£0.30	£5.00	£5.30	£0.30
23456	£5.00	£5.30	£0.30	£5.00	£5.30	£0.30

*Child fares will be half the adult fare in 2012, as in 2011

Annex Table A3: Zones 1 to 6: Travelcard prices in 2011 and 2012

Travelcard	One Day Anytime ^{1,3}		Change	One Day Off-Peak ^{2,3,4}		Change	7 Day ¹		Change
Zones	Current	Jan-12		Current	Jan-12		Current	Jan-12	
Adult									
1									
12	£8.00	£8.40	£0.40	£6.60	£7.00	£0.40	£27.60	£29.20	£1.60
123							£32.20	£34.20	£2.00
1234	£10.00	£10.60	£0.60	£7.30	£7.70	£0.40	£39.40	£41.80	£2.40
12345							£47.00	£49.80	£2.80
123456	£15.00	£15.80	£0.80	£8.00	£8.50	£0.50	£50.40	£53.40	£3.00
2,3,4,5,6									
23,34,45,56							£20.80	£22.00	£1.20
234,345,456							£22.80	£24.20	£1.40
2345,3456							£27.40	£29.00	£1.60
23456							£34.40	£36.40	£2.00

1. Child One Day Anytime and 7 Day prices will be half the adult rate in 2012, as in 2011.
2. A child Off-Peak Travelcard covering Zones 1 to 6 will be £3.20 in 2012, compared to £3.00 in 2011. The child off- peak Oyster cap for Zones 1 to 6 will increase from £1.30 to £1.40.
3. For each of the One Day tickets shown there will continue to be an equivalent Oyster cap at the same price.
4. Off-peak Day Travelcards are valid for journeys starting after 09:30 Monday to Friday or at any time at weekends or on public holidays.

Annex Table A4: Zones 7 to 9¹: PAYG and cash single fares in 2011 and 2012

Zones	PAYG Single						Cash Single		
	Peak		Change	Off-Peak ²		Change			Change
	Current	Jan-12		Current	Jan-12		Current	Jan-12	
Adult									
1 to 7	£5.00	£5.30	£0.30	£3.50	£3.70	£0.20	£6.00	£6.40	£0.40
2 to 7	£3.50	£3.70	£0.20	£2.50	£2.60	£0.10	£5.00	£5.30	£0.30
3 to 7	£3.00	£3.20	£0.20	£1.40	£1.50	£0.10	£5.00	£5.30	£0.30
4 to 7	£2.50	£2.70	£0.20	£1.40	£1.50	£0.10	£4.00	£4.30	£0.30
5 to 7, 6 to 8 or 9	£2.00	£2.10	£0.10	£1.40	£1.50	£0.10	£4.00	£4.30	£0.30
1 to 8 or 9	£6.00	£6.40	£0.40	£3.50	£3.70	£0.20	£7.00	£7.50	£0.50
2 to 8 or 9	£4.00	£4.30	£0.30	£2.50	£2.60	£0.10	£6.00	£6.40	£0.40
3 to 8 or 9	£3.50	£3.70	£0.20	£1.40	£1.50	£0.10	£5.00	£5.30	£0.30
4 to 8 or 9	£3.00	£3.20	£0.20	£1.40	£1.50	£0.10	£5.00	£5.30	£0.30
5 to 8 or 9	£2.50	£2.70	£0.20	£1.40	£1.50	£0.10	£4.00	£4.30	£0.30
6 to 6 or 7, 7 to 7 or 8, 8 to 8 or 9, 9 to 9	£1.40	£1.50	£0.10	£1.30	£1.40	£0.10	£4.00	£4.30	£0.30
7 to 9	£1.50	£1.60	£0.10	£1.30	£1.40	£0.10	£4.00	£4.30	£0.30
Child									
1 to 7	£1.00	£1.05	£0.05	£1.00	£1.05	£0.05	£3.00	£3.20	£0.20
2 to 7	£0.70	£0.75	£0.05	£0.65	£0.70	£0.05	£2.50	£2.70	£0.20
3 to 7	£0.70	£0.75	£0.05	£0.65	£0.70	£0.05	£2.50	£2.70	£0.20
4 to 7	£0.70	£0.75	£0.05	£0.65	£0.70	£0.05	£2.00	£2.10	£0.10
5 to 7, 6 to 8 or 9	£0.70	£0.75	£0.05	£0.65	£0.70	£0.05	£2.00	£2.10	£0.10
1 to 8 or 9	£1.50	£1.60	£0.10	£1.00	£1.05	£0.05	£3.50	£3.70	£0.20
2 to 8 or 9	£1.00	£1.05	£0.05	£1.00	£1.05	£0.05	£3.00	£3.20	£0.20
3 to 8 or 9	£0.70	£0.75	£0.05	£0.65	£0.70	£0.05	£2.50	£2.70	£0.20
4 to 8 or 9	£0.70	£0.75	£0.05	£0.65	£0.70	£0.05	£2.50	£2.70	£0.20
5 to 8 or 9	£0.70	£0.75	£0.05	£0.65	£0.70	£0.05	£2.00	£2.10	£0.10
6 to 6 or 7, 7 to 7 or 8, 8 to 8 or 9, 9 to 9	£0.70	£0.75	£0.05	£0.65	£0.70	£0.05	£2.00	£2.10	£0.10
7 to 9	£0.70	£0.75	£0.05	£0.65	£0.70	£0.05	£2.00	£2.10	£0.10

1. Zones 7 to 9 comprise parts of the Metropolitan Line and parts of London Overground outside Greater London.

2. Off-peak times as indicated in notes under Table A1.

Annex Table A5: Zones 7 to 9¹: Travelcard prices in 2011 and 2012

Travelcard	One Day Anytime ^{2,4}		Change	One Day Off-Peak ^{2,3,4,5}		Change	7 Day ²		Change
	Current	Jan-12		Current	Jan-12		Current	Jan-12	
Zones									
Adult									
1 to 7							£54.80	£58.00	£3.20
1 to 8							£64.60	£68.40	£3.80
1 to 9	£18.60	£19.60	£1.00	£11.00	£11.60	£0.60	£71.60	£75.80	£4.20
2 to 7							£35.60	£37.80	£2.20
2 to 9							£48.60	£51.40	£2.80
4 to 7							£25.80	£27.40	£1.60
4 to 9							£43.40	£46.00	£2.60
Child									
1 to 7							£27.40	£29.00	£1.60
1 to 8							£32.30	£34.20	£1.90
1 to 9	£9.30	£9.80	£0.50	£4.00	£4.30	£0.30	£35.80	£37.90	£2.10
2 to 7							£17.80	£18.90	£1.10
2 to 9							£24.30	£25.70	£1.40
4 to 7							£12.90	£13.70	£0.80
4 to 9							£21.70	£23.00	£1.30

1. Zones 7 to 9 comprise parts of the Metropolitan Line and parts of London Overground outside Greater London.

2. Child One Day Anytime and 7 Day prices will be half the adult rate in 2012, as in 2011

3. A child Off-Peak Travelcard covering Zones 1 to 9 will be £4.30 in 2012, compared to £4.00 in 2011. The child off-peak Oyster cap for Zones 1 to 9 will increase from £1.30 to £1.40.

4. For each of the One Day tickets shown there is an equivalent Oyster cap at the same price.

5. Off-peak Day Travelcards are valid for journeys starting after 09:30 Monday to Friday or at any time at weekends or on public holidays.

REQUEST FOR MAYORAL DECISION – MD1090

Title: 2013 Fares Decision

Executive Summary:

This paper sets out Transport for London's (TfL's) revised fare change proposals to be implemented from 2 January 2013. The revised proposals will increase TfL fares by 4.2% overall or by 1% more than the annual increase in the Retail Price Index (RPI) in the benchmark month of July 2012. The revised changes to fares are expected to raise around £134m per year.

Travelcard prices will increase by 4.2% reflecting the link with National Rail fares and the latest guidance from the Secretary of State for Transport that regulated rail fares should rise by 4.2% (RPI+1%) in January 2013. On the Underground, PAYG prices increase by 4.1% overall, with peak PAYG fares in London increasing by up to 20p and by 10p at other times. The bus PAYG single fare increases by 5p to 140p and the one day bus cap by 4.7%. Bus & Tram Pass season prices increase by 4.3%.

The scope of all concessions and discounts on TfL services will remain unchanged.

Decision:

The Mayor is asked to:


Approve the proposed revisions to TfL fares to be implemented from 2 January 2013 as set out below; and sign the attached Direction to TfL under section 155 (1)(c) of the Greater London Authority Act 1999 to implement these fares from that date.

Mayor of London

I confirm that I do not have any Disclosable Pecuniary Interests in the proposed decision, and take the decision in compliance with the Code of Conduct for elected Members of the Authority.

The above request has my approval.

Signature



Date

07/11/2012

PART I - NON-CONFIDENTIAL FACTS AND ADVICE TO THE MAYOR

Decision required – supporting report

1. Introduction and background

- 1.1 The TfL Business Plan to 2014/15, approved by the Board in March 2012, maintained the assumption of the previous Plan that fares would rise by an average of RPI+2% each January. This was in line with the settlement reached with the Government in the 2011 Spending Review. However, as of October 2012 the Government has made additional funding available to enable the fare increase in January 2013 to be held down to RPI+1% or 4.2%. The Train Operating Companies (TOCs) are also being directed by the Department for Transport to hold down the increase in their regulated fares, including the Travelcard, to RPI+1% in January 2013.

Latest trends – fares income

- 1.2 The strong performance of fares income in 2011/12 was a key element of absorbing the impact of the Spending Review funding cut, and was fully reflected in TfL's Budget and Business Plan published in March.
- 1.3 To date in the current financial year (2012/13), revenues are broadly in line with the Budget and Business Plan. Passenger numbers on both the buses and the Tube are continuing to grow and are at record levels. These positive trends are projected to continue in the short term, with the restraining effects of higher fares being offset by positive employment trends and growth in the visitor and leisure markets. Longer term revenue forecasts are under review, and are closely tied to growth of the London economy.

Overview of proposed fare changes in January 2013

- 1.4 Detailed fare proposals for 2013 are set out below. These proposals start from the 3.2% increase in the July RPI benchmark. The overall fare increase target is now being taken to be 4.2% or RPI+1%. Overall, the fare changes will increase fares for the 67% of bus users and the 95% of Tube users who pay them by 4.2% on average. The annual revenue yields for TfL from the 4.2% increase are put at around £78m for LU, £45m for bus and £11m for London Rail; a total of £ 134m.
- 1.5 Travelcard fares, One Day PAYG caps and certain PAYG fares involving National Rail are subject to agreement with the London Train Operating Companies. The proposals envisage that Travelcard fares generally increase by RPI+1% in line with the current NR target for January 2013.
- 1.6 The scope of all concessions and discounts on TfL services will remain unchanged.
- 1.7 The Oyster card deposit remains unchanged at £5.

Bus and Tram fares

- 1.8 On buses and trams, fares are proposed to increase as shown in Table 1.1. The adult PAYG single fare increases from 135p to 140p; the One Day bus and tram cap from £4.20 to £4.40; the bus cash fare from 230p to 240p; and the 7 day Bus and Tram season ticket from £18.80 to £19.60. Longer period bus season tickets increase in the same proportion as the 7 day ticket.

Table 1.1: Bus and Tram fares in 2013

	2012	2013	increase
PAYG - single	£1.35	£1.40	3.7%
PAYG – one day cap	£4.20	£4.40	4.8%
Cash - single	£2.30	£2.40	4.3%
7 Day Bus and Tram Pass	£18.80	£19.60	4.3%

1.9 Overall, taken with the effect of the Travelcard prices outlined below, the changes deliver a revenue yield for buses in line with the 4.2% TfL target.

1.10 The scope of all bus and tram concessions and discounts is unchanged.

Tube, DLR and Overground fares in Zones 1-6

1.11 On the Underground and other TfL rail services, PAYG fares within Zones 1 to 6 are increased by 10p or 20p. All off-peak fares increase by 10p. In the peak, there are 20p increases at the longer distances as shown in Table 1.2. Overall, the increase in TfL PAYG fares is 4.1%.

Table 1.2: adult PAYG fares on TfL rail services

	2012		2013		Increase	
	Peak	Off-peak	Peak	Off-peak	Peak	Off-peak
Zones inc Zone 1						
1	£2.00	£2.00	£2.10	£2.10	5.0%	5.0%
2	£2.70	£2.00	£2.80	£2.10	3.7%	5.0%
3	£3.10	£2.60	£3.20	£2.70	3.2%	3.8%
4	£3.60	£2.60	£3.80	£2.70	5.6%	3.8%
5	£4.40	£2.90	£4.60	£3.00	4.5%	3.4%
6	£4.80	£2.90	£5.00	£3.00	4.2%	3.4%
Zones exc Zone 1						
1	£1.50	£1.40	£1.60	£1.50	6.7%	7.1%
2	£1.50	£1.40	£1.60	£1.50	6.7%	7.1%
3	£2.20	£1.40	£2.30	£1.50	4.5%	7.1%
4	£2.60	£1.40	£2.70	£1.50	3.8%	7.1%
5	£2.60	£1.40	£2.70	£1.50	3.8%	7.1%

1.12 The flat child off-peak PAYG fare, which applies also by agreement to National Rail journeys, increases from 70p to 75p. The off-peak cap, which is priced as two singles, increases from 140p to 150p. The child peak LU PAYG fare increases from 75p to 80p – half the minimum adult peak fare.

1.13 The PAYG fares being adopted by the Train Operators are shown for information in Table A1 in Annex A, together with the associated Train-Tube PAYG fares. PAYG Train-Tube fares are determined as the sum of the Train Operators' own PAYG fares for the zones purchased plus an add-on amount for travel on the Underground and DLR. Under the PAYG Agreement with the Operators, the add-on amounts can be less than the minimum TfL PAYG fare only if the Operators agree.

- 1.14 In the case of the non-Zone 1 Train-Tube PAYG fares, the Operators have consented to the add-ons remaining unchanged at zero in 2013. In the case of the Train-Tube PAYG fares involving Zone 1, the Operators have specified revised add-on amounts for 2013. The revised add-on amounts are still less than 2013 TFL minimum fares and can therefore be determined by the Operators. The add-on amounts involving Zone 1 typically increase by 10p, to £1.50 in the peak and £1.40 in the off peak.
- 1.15 As shown in Table A1 in Annex A, the Train Operators' new fares and the revisions to the add-on amounts, mean that the PAYG peak 1-6 Train-Tube fare increases from £6.90 to £7.20 and the off-peak fare from £4.60 to £4.90. These two fares will continue to determine the peak and off-peak entry and exit charges for all rail PAYG journeys.

Cash fares in Zones 1-6

- 1.16 The £4.30 and £5.30 adult Tube cash fares, which are now used by just over 1% of Tube users, increase by 20p to £4.50 and £5.50 respectively. Child cash fares for the under 16s remain at half the adult fares. (The under 11s travel free on TfL rail services.)
- 1.17 Cash through fares to NR services within the zones increase by similar percentages. Full details are set out in Table A2 in Annex A.

One Day Travelcards and related price caps in Zones 1-6

- 1.18 Day Travelcard prices increase by 4.2% on average. See Table 1.3 below for adult prices and also Table A3 in Annex A. These increases have been agreed with the Train Companies.

Table 1.3: One Day Travelcards

	2012	2013	Increase
Anytime			
1-2	£8.40	£8.80	4.8%
1-4	£10.60	£11.00	3.8%
1-6	£15.80	£16.40	3.8%
Off-peak			
1-2	£7.00	£7.30	4.3%
1-4	£7.70	£8.00	3.9%
1-6	£8.50	£8.90	4.7%

- 1.19 The Companies have also agreed that the adult PAYG one day caps corresponding to the one day Travelcards above will be frozen in 2013 at 2012 prices. This will encourage migration from printed tickets which are expensive to retail and prone to fraud and misuse.
- 1.20 Child One Day Anytime Travelcards and caps will remain at half the adult price. The price of the printed child Off-peak Travelcard aimed at the visitor market will increase from £3.20 to £3.40. The off-peak child cap available through the Zip card will be 150p.

Travelcard season tickets in Zones 1-6

- 1.21 7 day Travelcard season ticket prices increase by 4.2%, or RPI+1%, overall as shown in Table 1.4 and Table A3 in Annex A. These increases have been agreed with the Train Companies.

- 1.22 A month Travelcard is priced at 3.84 times the 7 day Travelcard and an annual Travelcard is priced at 40 times the 7 day Travelcard.

Table 1.4: Travelcard seasons – 7 Day ticket prices

	2012	2013	Increase
Zones inc Zone 1			
2	£29.20	£30.40	4.1%
3	£34.20	£35.60	4.1%
4	£41.80	£43.60	4.3%
5	£49.80	£51.80	4.0%
6	£53.40	£55.60	4.1%
Zones exc Zone 1			
2	£22.00	£23.00	4.5%
3	£24.20	£25.20	4.1%
4	£29.00	£30.20	4.1%
5	£36.40	£38.00	4.4%

Concessions and discounts on TfL Rail services

- 1.23 The scope of all fare concessions on TfL Rail services will be unchanged in 2013.

Fares outside Zones 1 to 6 on TfL Rail services from 2 January 2013

- 1.24 Fares on TfL rail services beyond Greater London involving Zones 7 to 9 will increase in line with fares in Zones 1-6. Adult PAYG single fares will increase by between 10p and 30p and child fares by 5p. Cash fares increase by up to 30p. Full details are given in Table A4 in the Annex.
- 1.25 Travelcards with coverage in Zones 7 to 9 increase by an average of 4.2%. Full details are given in Table A5 in the Annex.

2. Issues for consideration

- a) Links to Strategies and Mayoral and corporate priorities
- 2.1 The fare proposals are consistent with the objectives of the Mayor's Transport Strategy (MTS) and are consistent with TfL's Business Plan.
- 2.2 Proposal 120 of the MTS states:
 "The Mayor will ensure that fares provide an appropriate and necessary level of financial contribution towards the cost of providing public transport services to ensure that public transport continues to play a central role in London's transport system and overall economic development."
- 2.3 The increase of 4.2%, or 1% more than the benchmark July 2012 RPI increase of 3.2%, is consistent with the planning assumptions used in the TfL Business Plan. The revised fare changes will thus continue to sustain the transport investment programme needed to support the delivery of the objectives of the London Plan.
- 2.4 The Mayor is under a duty to develop and implement policies for the promotion and encouragement of safe, integrated, efficient and economic transport facilities and services to, from and within Greater London. The MTS contains the Mayor's policies and proposals for doing this. The MTS highlights the importance of improving transport opportunity for all Londoners and, in doing so, ensuring that the costs of transport remain affordable. It contains an Accessibility Plan which

contains the Mayor's proposals for the provision of transport which is accessible to persons with mobility problems, and contains a timetable for their implementation.

- 2.5 In the present case, the primary aim is to ensure that sufficient financial resources are available to fund key projects and services that support the implementation of the MTS. The new fares are projected to increase TfL revenue by some £130m per annum. The new fares will help support TfL's investment programme which is predominantly focused on enhancing and extending the public transport network.

b) Impact Assessments and Consultation

- 2.6 The Mayor is not required to conduct a consultation on proposed fare changes.
- 2.7 Under section 149 of the Equality Act 2010, as public authorities, the Mayor and TfL must have 'due regard' to the need to eliminate unlawful discrimination, harassment and victimisation as well as to advance equality of opportunity and foster good relations between people who share a protected characteristic and those who do not. Protected characteristics under the Equality Act cover age, disability, gender re-assignment, pregnancy and maternity, race, religion or belief, sex, sexual orientation, marriage or civil partnership status (duty eliminate unlawful discrimination only). The duty applies to the Mayor's duty to direct TfL as to the general level and structure of fares under the GLA Act 1999.
- 2.8 The direct impact of the proposed new fares on public transport ridership will be small. Both bus and Tube passenger journeys are projected to increase in 2013.
- 2.9 The revision complies with applicable equalities legislation above. For adult fare payers broadly similar increases are to be applied across all modes and ticket types and so no significant or material equalities impacts for groups with particular protected characteristics are envisaged as being likely to arise. However, TfL has identified seven groups of Londoners (listed below) who typically face increased barriers to public transport use:
- **BAME** Londoners have a younger age profile than white Londoners, are more likely to live in low income households and are more likely to cite barriers to transport.
 - **Women** tend to be the primary carer at home so are less likely to be in full-time employment and more frequently cite affordability as a barrier to transport.
 - **Older Londoners** are more likely to be retired, and therefore many live on low incomes. They also are more likely to be white and/or disabled. For older and disabled Londoners, the greatest barrier to transport is concern over antisocial behaviour, while for all other groups it is overcrowding.
 - **Younger Londoners** are less likely to be disabled but more likely to be from a BAME community.
 - **Disabled Londoners** tend to be older and are more likely to be white, women or retired. They are also more likely to live on low household incomes. Disabled and older Londoners are more likely to experience difficulties relating to physical accessibility.
 - **Londoners on low incomes.** These tend to be women and older, BAME and disabled people, and those not in work. This largely reflects working status, though the causes of low income are tied to education, qualifications, health and, in some cases, transport.
 - **The LGB community.** Men form the greater part of the LGB community, which is in contrast to the general population. LGB Londoners also tend to be younger and have said hate crime is a concern for them.

2.10 Key issues across these groups are:

- **Travelling around the Capital.** On average, Londoners make 2.45 trips per weekday. However, for the equality groups covered in this report, the average number is lower with, for example, BAME Londoners making 2.25 trips per weekday. The exception is women who make a greater number (2.56) of short trips per weekday, on average.
- **Cost of fares.** For many, the affordability of fares is also a significant issue. Half of Londoners have an Oyster card, although this figure is lower among younger, older, low-income and/or disabled people. These groups may be more likely to benefit from other travel concessions or discounted fares. The bus is the most popular form of public transport in all equality groups. It is particularly important for women, BAME Londoners, those on low incomes and younger people. For some, the cost of travelling may encourage higher bus use, as would the travel options available.
- **Crime and antisocial behaviour.** Concerns about crime and antisocial behaviour tend to affect the travel behaviour of women, BAME Londoners, younger people and/or those on lower incomes more so than other groups (this is particularly evident for BAME and younger Londoners). For women, these concerns are more apparent after dark (during the day they are no more concerned than men). White men are less likely to view crime and antisocial behaviour as barriers to increased public transport use.
- **Access to information.** Some people feel there is insufficient information to help them make full use of the network – this is particularly true among BAME Londoners, those on low incomes and/or disabled people. There is also evidence to suggest a low awareness of the information tools produced by TfL.

2.11 All current concessionary fare schemes for those less able to pay are being maintained in order to make public transport accessible to more people, and thereby offset or mitigate any detrimental impacts. The concessions are set out below:

- Children under 5 travel free (subject to a maximum of 4 accompanying an adult)
- 5-10 Oyster photocard
- 11-15 Oyster photocard
- 16+ Oyster photocard
- 18+ Student Oyster photocard
- Job Centre Plus Travel Discount Card
- Bus & Tram Discount photocard
- Veterans Concessionary Travel
- 60 + London Oyster photocard (men and women up to female pensionable age)
- London Freedom Pass (men and women over female pensionable age)

c) Risk

2.12 The fare changes follow a conventional pattern. GLA officers therefore consider that implementation risks are minimal.

3. Financial Comments

3.1 Approval is being sought to approve the 2013 fares proposals recommended by TfL.

3.2 There will be no financial implications for the GLA arising from the proposals.

- 3.3 Table 3.1 summarises the revenue yields for TfL from the fare changes.

Table 3.1: Revenue yields from the 2 January 2013 fare changes

	Bus £mpa	Tube £mpa	London Rail £mpa
Price effects			
Cash single	2	4	
PAYG	23	38	
Bus and Tram season tickets	12	-	
Travelcards	11	41	
Total yield from higher prices	48 +4.2%	83 +4.2%	12 +4.2%
Losses due to higher fares after allowing for inflation	-3	-5	-1
Final revenue yield	45	78	11

4. Legal Comments

- 4.1 Under section 155(1) of the Greater London Authority Act 1999 ("the GLA Act") the Mayor may issue directions to TfL as to the manner in which it is to exercise its functions, including, under section 155(1)(c), specific directions as to the exercise of its functions. Under section 174(1) of the GLA Act, the Mayor is under a duty to exercise his powers under section 155(1) so as to ensure that the general level and structure of fares for passenger transport services (provided by TfL or other persons who provide services under agreement with TfL) are determined.
- 4.2 This decision is consistent with the said legal powers and duties of the Mayor under the GLA Act.

5. Investment & Performance Board

- 5.1 At its meeting on 19th September 2012, the Investment and Performance Board endorsed the recommendations put to them by TfL in relation to fares in 2013, namely to increase TfL fares by 4.2% overall or by 1% more than the annual increase in the Retail Price Index (RPI) in the benchmark month of July 2012.

6. Background/supporting papers

Annex A: 2013 Fares Tables
Annex B: 2013 Fares Direction

Public access to information

Information in this form is subject to the Freedom of Information Act 2000 (FOI Act) and other legislation. Part 1 of this form will be made available on the GLA website within 1 working day of approval. Any facts and advice that should not be made automatically available on request should not be included in Part 1 but instead on the separate Part 2 form. Deferment is only applicable where release before that date would compromise the implementation of the decision being approved.

Is the publication of this approval to be deferred? NO

If yes, for what reason:

Until what date:

Is there a part 2 form - NO

ORIGINATING OFFICER DECLARATION:

	Tick to indicate approval (✓)
Drafting officer: Rhiannon Hill, Senior Policy Officer – Transport has drafted this report in accordance with GLA procedures and confirms the following have been consulted on the final decision.	✓
Assistant Director/Head of Service: Victoria Hills, Interim Head of Transport has reviewed the documentation and is satisfied for it to be referred to the Sponsoring Director for approval.	✓
Sponsoring Director: Fiona Fletcher-Smith, Executive Director for Development and Environment has reviewed the request and is satisfied it is correct and consistent with the Mayor's plans and priorities.	✓
Mayoral Adviser: Isabel Dedring, Deputy Mayor for Transport, has been consulted about the proposal and agrees the recommendations.	✓
Advice: The Finance and Legal teams have commented on this proposal.	✓

OFFICER APPROVAL**Executive Director, Resources**

I have been consulted about the proposal and confirm that financial and legal advice have been taken into account in the preparation of this report.

Signature



Date


6.11.12

Chief of Staff

Will Warden on behalf of Edward Lister

I am satisfied that this is an appropriate request to be submitted to the Mayor

Signature



Date

7.11.12

GREATER **LONDON** AUTHORITY

Mayor's Office

City Hall
The Queen's Walk
London SE1 2AA
Switchboard: 020 7983 4000
Minicom: 020 7983 4458
Web: www.london.gov.uk

Peter Hendy CBE

Commissioner of Transport
Transport for London
Windsor House
42-50 Victoria Street
London SW1H 0TL

Date: 07/11/2012

I, BORIS JOHNSON, MAYOR OF LONDON, in exercise of the powers conferred on me by section 155(1)(c) of the Greater London Authority Act 1999 ("the Act") and in pursuance of my duty under section 174 of the Act, hereby direct Transport for London that the level and structure of fares to be charged for public passenger transport services provided by Transport for London or by any other person in pursuance of an agreement under section 156(2) or 3(a) of the Act or in pursuance of a transport subsidiary's agreement shall from the second day of January 2013 be in accordance with the Schedule attached hereto.

Dated this day 7 of November 2012.



Boris Johnson
Mayor of London

Annex Table A1: Zones 1 to 6: PAYG rail fares in 2012 and 2013

TfL fares apply to all journeys entirely on TfL rail services and some inter-available Train Company services. Through fares apply to journeys involving both Train Company and TfL rail services.

Peak ¹	TfL fares ²		Change	Train Company fares ³		Change	Through fares ³		Change
Zones	Current	Jan-13		Current	Jan-13		Current	Jan-13	
Adult									
1	£2.00	£2.10	£0.10	£2.10	£2.20	£0.10	£3.50	£3.70	£0.20
12	£2.70	£2.80	£0.10	£2.30	£2.40	£0.10	£3.70	£3.90	£0.20
123	£3.10	£3.20	£0.10	£3.00	£3.10	£0.10	£4.40	£4.60	£0.20
1234	£3.60	£3.80	£0.20	£3.50	£3.60	£0.10	£4.90	£5.10	£0.20
12345	£4.40	£4.60	£0.20	£4.50	£4.70	£0.20	£5.90	£6.20	£0.30
123456	£4.80	£5.00	£0.20	£5.50	£5.70	£0.20	£6.90	£7.20	£0.30
2,3,4,5,6	£1.50	£1.60	£0.10	£1.60	£1.70	£0.10	£1.60	£1.70	£0.10
23,34,45,56	£1.50	£1.60	£0.10	£2.00	£2.10	£0.10	£2.00	£2.10	£0.10
234,345,456	£2.20	£2.30	£0.10	£2.40	£2.50	£0.10	£2.40	£2.50	£0.10
2345,3456	£2.60	£2.70	£0.10	£3.10	£3.20	£0.10	£3.10	£3.20	£0.10
23456	£2.60	£2.70	£0.10	£3.60	£3.80	£0.20	£3.60	£3.80	£0.20

1 Peak PAYG fares apply from 06:30 to 09:30 and from 16:00 to 19:00 Monday to Friday (excluding public holidays).

2 A flat child fare of £0.80 will apply in 2013, compared with £0.75 in 2012.

3 As in 2012, child fares will be half the Train Company adult fare in 2013.

Off-Peak ¹	TfL fares ^{2,3}		Change	Train Company fares ³		Change	Through fares ³		Change
Zones	Current	Jan-13		Current	Jan-13		Current	Jan-13	
Adult									
1	£2.00	£2.10	£0.10	£1.60	£1.70	£0.10	£2.90	£3.10	£0.20
12	£2.00	£2.10	£0.10	£1.80	£1.90	£0.10	£3.10	£3.30	£0.20
123	£2.60	£2.70	£0.10	£2.10	£2.20	£0.10	£3.40	£3.60	£0.20
1234	£2.60	£2.70	£0.10	£2.40	£2.50	£0.10	£3.70	£3.90	£0.20
12345	£2.90	£3.00	£0.10	£2.80	£2.90	£0.10	£4.10	£4.30	£0.20
123456	£2.90	£3.00	£0.10	£3.40	£3.50	£0.10	£4.60	£4.90	£0.30
2,3,4,5,6	£1.40	£1.50	£0.10	£1.40	£1.50	£0.10	£1.40	£1.50	£0.10
23,34,45,56	£1.40	£1.50	£0.10	£1.60	£1.70	£0.10	£1.60	£1.70	£0.10
234,345,456	£1.40	£1.50	£0.10	£1.80	£1.90	£0.10	£1.80	£1.90	£0.10
2345,3456	£1.40	£1.50	£0.10	£2.10	£2.20	£0.10	£2.10	£2.20	£0.10
23456	£1.40	£1.50	£0.10	£2.30	£2.40	£0.10	£2.30	£2.40	£0.10

1 Off-Peak PAYG fares apply on all rail services at all times other than those indicated above for peak fares.

2 Where TfL fares apply, the off-peak fare is also charged for PAYG journeys starting between 16:00 to 19:00 Monday to Friday and ending in Zone 1.

3 A flat child fare of £0.75 will apply in 2013, compared with £0.70 in 2012.

Annex Table A2: Zones 1 to 6: Cash fares on TfL Rail Services in 2012 and 2013

Cash	TfL single*		Change	Through Single*		Change
Zones	Current	Jan-13		Current	Jan-13	
Adult						
1	£4.30	£4.50	£0.20	£5.30	£5.50	£0.20
12	£4.30	£4.50	£0.20	£5.30	£5.50	£0.20
123	£4.30	£4.50	£0.20	£6.40	£6.70	£0.30
1234	£5.30	£5.50	£0.20	£6.40	£6.70	£0.30
12345	£5.30	£5.50	£0.20	£7.40	£7.70	£0.30
123456	£5.30	£5.50	£0.20	£8.60	£9.00	£0.40
2,3,4,5,6	£4.30	£4.50	£0.20	£4.30	£4.50	£0.20
23,34,45,56	£4.30	£4.50	£0.20	£4.30	£4.50	£0.20
234,345,456	£4.30	£4.50	£0.20	£4.80	£5.00	£0.20
2345,3456	£5.30	£5.50	£0.20	£5.30	£5.50	£0.20
23456	£5.30	£5.50	£0.20	£5.30	£5.50	£0.20

*Child fares will be half the adult fare in 2013, as in 2012

Annex Table A3: Zones 1 to 6: Travelcard prices in 2012 and 2013

Travelcard	One Day Anytime ^{1,3}		Change	One Day Off-Peak ^{2,3,4}		Change	7 Day ¹		Change
Zones	Current	Jan-13		Current	Jan-13		Current	Jan-13	
Adult									
1									
12	£8.40	£8.80	£0.40	£7.00	£7.30	£0.30	£29.20	£30.40	£1.20
123							£34.20	£35.60	£1.40
1234	£10.60	£11.00	£0.40	£7.70	£8.00	£0.30	£41.80	£43.60	£1.80
12345							£49.80	£51.80	£2.00
123456	£15.80	£16.40	£0.60	£8.50	£8.90	£0.40	£53.40	£55.60	£2.20
2,3,4,5,6									
23,34,45,56							£22.00	£23.00	£1.00
234,345,456							£24.20	£25.20	£1.00
2345,3456							£29.00	£30.20	£1.20
23456							£36.40	£38.00	£1.60

1. Child One Day Anytime and 7 Day prices will be half the adult rate in 2013, as in 2012. The 7 day to monthly and annual ticket price multiples will remain at 3.84 and 40 in 2013.
2. A child Off-Peak Travelcard covering Zones 1 to 6 will be £3.40 in 2013, compared to £3.20 in 2012. The child off-peak Oyster cap for Zones 1 to 6 will increase from £1.40 to £1.50.
3. Oyster day caps will remain unchanged in 2013 at 2012 prices.
4. Off-peak Day Travelcards are valid for journeys starting after 09:30 Monday to Friday or at any time at weekends or on public holidays.

Annex Table A4: Zones 7 to 9¹: PAYG and cash single fares in 2012 and 2013

Zones	PAYG Single						Cash Single		
	Peak		Change	Off-Peak ²		Change			Change
	Current	Jan-13		Current	Jan-13		Current	Jan-13	
Adult									
1 to 7	£5.30	£5.50	£0.20	£3.70	£3.90	£0.20	£6.40	£6.70	£0.30
2 to 7	£3.70	£3.90	£0.20	£2.60	£2.70	£0.10	£5.30	£5.50	£0.20
3 to 7	£3.20	£3.30	£0.10	£1.50	£1.60	£0.10	£5.30	£5.50	£0.20
4 to 7	£2.60	£2.70	£0.10	£1.50	£1.60	£0.10	£4.30	£4.50	£0.20
5 to 7, 6 to 8 or 9	£2.10	£2.20	£0.10	£1.50	£1.60	£0.10	£4.30	£4.50	£0.20
1 to 8 or 9	£6.40	£6.70	£0.30	£3.70	£3.90	£0.20	£7.50	£7.80	£0.30
2 to 8 or 9	£4.30	£4.50	£0.20	£2.60	£2.70	£0.10	£6.40	£6.70	£0.30
3 to 8 or 9	£3.70	£3.90	£0.20	£1.50	£1.60	£0.10	£5.30	£5.50	£0.20
4 to 8 or 9	£3.20	£3.30	£0.10	£1.50	£1.60	£0.10	£5.30	£5.50	£0.20
5 to 8 or 9	£2.60	£2.70	£0.10	£1.50	£1.60	£0.10	£4.30	£4.50	£0.20
6 to 6 or 7, 7 to 7 or 8, 8 to 8 or 9, 9 to 9	£1.50	£1.60	£0.10	£1.40	£1.50	£0.10	£4.30	£4.50	£0.20
7 to 9	£1.60	£1.70	£0.10	£1.40	£1.50	£0.10	£4.30	£4.50	£0.20
Child									
1 to 7	£1.05	£1.10	£0.05	£1.05	£1.10	£0.05	£3.20	£3.30	£0.10
2 to 7	£0.75	£0.80	£0.05	£0.70	£0.75	£0.05	£2.60	£2.70	£0.10
3 to 7	£0.75	£0.80	£0.05	£0.70	£0.75	£0.05	£2.60	£2.70	£0.10
4 to 7	£0.75	£0.80	£0.05	£0.70	£0.75	£0.05	£2.10	£2.20	£0.10
5 to 7, 6 to 8 or 9	£0.75	£0.80	£0.05	£0.70	£0.75	£0.05	£2.10	£2.20	£0.10
1 to 8 or 9	£1.60	£1.65	£0.05	£1.05	£1.10	£0.05	£3.70	£3.90	£0.20
2 to 8 or 9	£1.05	£1.10	£0.05	£1.05	£1.10	£0.05	£3.20	£3.30	£0.10
3 to 8 or 9	£0.75	£0.80	£0.05	£0.70	£0.75	£0.05	£2.60	£2.70	£0.10
4 to 8 or 9	£0.75	£0.80	£0.05	£0.70	£0.75	£0.05	£2.60	£2.70	£0.10
5 to 8 or 9	£0.75	£0.80	£0.05	£0.70	£0.75	£0.05	£2.10	£2.20	£0.10
6 to 6 or 7, 7 to 7 or 8, 8 to 8 or 9, 9 to 9	£0.75	£0.80	£0.05	£0.70	£0.75	£0.05	£2.10	£2.20	£0.10
7 to 9	£0.75	£0.80	£0.05	£0.70	£0.75	£0.05	£2.10	£2.20	£0.10

1. Zones 7 to 9 comprise parts of the Metropolitan Line and parts of London Overground outside Greater London.

2. Off-peak times as indicated in notes under Table A1.

Annex Table A5: Zones 7 to 9¹: Travelcard prices in 2012 and 2013

Travelcard Zones	One Day Anytime ^{2,4}		Change	One Day Off-Peak ^{2,3,4,5}		Change	7 Day ²		Change
	Current	Jan-13		Current	Jan-13		Current	Jan-13	
Adult									
1 to 7							£58.00	£60.40	£2.40
1 to 8							£68.40	£71.20	£2.80
1 to 9	£19.60	£20.40	£0.80	£11.60	£12.10	£0.50	£75.80	£79.00	£3.20
2 to 7							£37.80	£39.40	£1.60
2 to 9							£51.40	£53.60	£2.20
4 to 7							£27.40	£28.60	£1.20
4 to 9							£46.00	£48.00	£2.00
Child									
1 to 7							£29.00	£30.20	£1.20
1 to 8							£34.20	£35.60	£1.40
1 to 9	£9.80	£10.20	£0.40	£4.30	£4.50	£0.20	£37.90	£39.50	£1.60
2 to 7							£18.90	£19.70	£0.80
2 to 9							£25.70	£26.80	£1.10
4 to 7							£13.70	£14.30	£0.60
4 to 9							£23.00	£24.00	£1.00

1. Zones 7 to 9 comprise parts of the Metropolitan Line and parts of London Overground outside Greater London.

2. Child One Day Anytime and 7 Day prices will be half the adult rate in 2013, as in 2012.

3. A child Off-Peak Travelcard covering Zones 1 to 9 will be £4.50 in 2013, compared to £4.30 in 2012. The child off-peak Oyster cap for Zones 1 to 9 will increase from £1.40 to £1.50.

4. Adult Oyster day caps and child day caps including peak travel will remain unchanged in 2013 at 2012 prices.

5. Off-peak Day Travelcards are valid for journeys starting after 09:30 Monday to Friday or at any time at weekends or on public holidays.

One Day Travelcard Prices From 2 January 2013

	Adult price - pence		Change (p)	Change (%)	Child price – pence*		Change (p)	Change (%)
	Current	Jan-13			Current	Jan-13		
Day Travelcard (Off-Peak)								
12	700	730	30	4.3	n/a	n/a	n/a	n/a
1234	770	800	30	3.9	n/a	n/a	n/a	n/a
123456	850	890	40	4.7	320	340	20	6.3
123456789	1160	1210	50	4.3	430	450	20	4.7
123456789+W	London Midland fares							
Day Travelcard (Anytime)								
12	840	880	40	4.8	420	440	20	4.8
1234	1060	1100	40	3.8	530	550	20	3.8
123456	1580	1640	60	3.8	790	820	30	3.8
123456789	1960	2040	80	4.1	980	1020	40	4.1
123456789+W	London Midland fares							

Travelcard Season Prices From 2 January 2013

The following tickets are valid on all London Underground, Docklands Light Railway, London Overground and TfL bus and tram services. They are also valid on National Rail services within the specified zones:

	Adult price - pence		Change (p)	Change (%)	Child/16-17** price - pence		Change (p)	Change (%)
	Current	Jan-13			Current	Jan-13		
7 Day Travelcard								
12	2920	3040	120	4.1	1460	1520	60	4.1
123	3420	3560	140	4.1	1710	1780	70	4.1
1234	4180	4360	180	4.3	2090	2180	90	4.3
12345	4980	5180	200	4.0	2490	2590	100	4.0
123456	5340	5560	220	4.1	2670	2780	110	4.1
1234567	5800	6040	240	4.1	2900	3020	120	4.1
12345678	6840	7120	280	4.1	3420	3560	140	4.1
123456789	7580	7900	320	4.2	3790	3950	160	4.2
123456789+W	London Midland fares							
23,34,45,56	2200	2300	100	4.5	1100	1150	50	4.5
234,345,456	2420	2520	100	4.1	1210	1260	50	4.1
2345,3456	2900	3020	120	4.1	1450	1510	60	4.1
23456	3640	3800	160	4.4	1820	1900	80	4.4
234567	3780	3940	160	4.2	1890	1970	80	4.2
23456789+W	5140	5360	220	4.3	2570	2680	110	4.3
4567	2740	2860	120	4.4	1370	1430	60	4.4
456789	4600	4800	200	4.3	2300	2400	100	4.3
456789+W	4600	4800	200	4.3	2300	2400	100	4.3

* Monthly Travelcard season prices are 3.84 times the 7-Day price (rounded up to 10p multiples).

Adult Annual Travelcard season prices are 40 times the 7-Day price.

** Child rate 7 Day and longer period Travelcards are also available to 16-17 year old photocard holders.

Travelcard Season Prices From 2 January 2013 (continued)

Valid photocard holders on the TfL 18+ student scheme are eligible for a Discount Travelcard at 30% off the adult Travelcard rate as shown below:

	Current price - pence	Jan-13 price - pence	Change (p)	Change (%)
Discount Travelcard 7 Day Season				
12	2040	2120	80	3.9
123	2390	2490	100	4.2
1234	2920	3050	130	4.5
12345	3480	3620	140	4.0
123456	3730	3890	160	4.3
1234567	4050	4220	170	4.2
12345678	4780	4980	200	4.2
123456789	5300	5520	220	4.2
123456789+W	<i>London Midland fares</i>			
23,34,45,56	1530	1600	70	4.6
234,345,456	1690	1760	70	4.1
2345,3456	2020	2110	90	4.5
23456	2540	2660	120	4.7
234567	2640	2750	110	4.2
23456789+W	3590	3750	160	4.5
4567	1910	2000	90	4.7
456789+W	3210	3350	140	4.4

Monthly Travelcard season prices are 3.84 times the 7-Day price (rounded up to 10p multiples).
Adult Annual Travelcard season prices are 40 times the 7-Day price.

Underground Ticket Prices From 2 January 2013

The following tickets are valid on all London Underground, Docklands Light Railway and London Overground services and National Rail services where LU fares apply.

Ticket/Zones	Adult Price - pence		Change (p)	Change (%)	Child Price - pence		Change (p)	Change (%)
	Current	Jan-13			Current	Jan-13		
Underground Single								
12	430	450	20	4.7	210	220	10	4.8
123	430	450	20	4.7	210	220	10	4.8
1234	530	550	20	3.8	260	270	10	3.8
12345	530	550	20	3.8	260	270	10	3.8
123456	530	550	20	3.8	260	270	10	3.8
1234567	640	670	30	4.7	320	330	10	3.1
123456789	750	780	30	4.0	370	390	20	5.4
12345678W	London Midland fares							
234	430	450	20	4.7	210	220	10	4.8
23456	530	550	20	3.8	260	270	10	3.8
234567	530	550	20	3.8	260	270	10	3.8
23456789	640	670	30	4.7	320	330	10	3.1
345	430	450	20	4.7	210	220	10	4.8
3456789	530	550	20	3.8	260	270	10	3.8
4567	430	450	20	4.7	210	220	10	4.8
456789	530	550	20	3.8	260	270	10	3.8
56789	430	450	20	4.7	210	220	10	4.8

Return tickets will be charged at twice the single ticket price

Tube-Train Zonal fares

These tickets allow unlimited interchange between London Underground, Docklands Light Railway, London Overground and National Rail services for a single journey within the specified zones.

Zones	Adult Single Price - pence		Change		Child Single Price - pence		Change	
	Current	Jan-13	(p)	(%)	Current	Jan-13	(p)	(%)
1 inc Z1	530	550	20	3.8	265*	275*	10	3.8
2 inc Z1	530	550	20	3.8	265*	275*	10	3.8
3 inc Z1	640	670	30	4.7	320	335*	15	4.7
4 inc Z1	640	670	30	4.7	320	335*	15	4.7
5 inc Z1	740	770	30	4.1	370	385*	15	4.1
6 inc Z1	860	900	40	4.7	430	450	20	4.7
1 exc Z1	430	450	20	4.7	215*	225*	10	4.7
2 exc Z1	430	450	20	4.7	215*	225*	10	4.7
3 exc Z1	480	500	20	4.2	240	250	10	4.2
4 exc Z1	530	550	20	3.8	265*	275*	10	3.8
5 exc Z1	530	550	20	3.8	265*	275*	10	3.8

* 5p less when sold at LU ticket offices or machines.

Return tickets are charged at twice the single price. The appropriate One Day Travelcard will be issued instead of a return ticket where cheaper.

Oyster 'pay as you go' fares on TfL rail services

The following prices will apply for Oyster 'pay as you go' single journeys on all London Underground, Docklands Light Railway and London Overground services:

Ticket/Zones	Oyster 'pay as you go' Peak* - pence		Change (p)	Change (%)	Oyster 'pay as you go' Off-Peak* - pence		Change (p)	Change (%)
	Current	Jan-13			Current	Jan-13		
Adult								
1	200	210	10	5.0	200	210	10	5.0
12	270	280	10	3.7	200	210	10	5.0
123	310	320	10	3.2	260	270	10	3.8
1234	360	380	20	5.6	260	270	10	3.8
12345	440	460	20	4.5	290	300	10	3.4
123456	480	500	20	4.2	290	300	10	3.4
1234567	530	550	20	3.8	370	390	20	5.4
12345678	640	670	30	4.7	370	390	20	5.4
123456789	640	670	30	4.7	370	390	20	5.4
12345678W	London Midland fares							
Euston (NR) - W	London Midland fares							
2, 3, 4, 5, 6	150	160	10	6.7	140	150	10	7.1
23, 34, 45, 56	150	160	10	6.7	140	150	10	7.1
234, 345, 456	220	230	10	4.5	140	150	10	7.1
2345, 3456	260	270	10	3.8	140	150	10	7.1
23456	260	270	10	3.8	140	150	10	7.1
234567	370	390	20	5.4	260	270	10	3.8
2345678	430	450	20	4.7	260	270	10	3.8
23456789	430	450	20	4.7	260	270	10	3.8
2345678W	430	450	20	4.7	260	270	10	3.8
34567	320	330	10	3.1	150	160	10	6.7
3456789	370	390	20	5.4	150	160	10	6.7
345678W	370	390	20	5.4	150	160	10	6.7
4567	260	270	10	3.8	150	160	10	6.7
456789	320	330	10	3.1	150	160	10	6.7
45678W	320	330	10	3.1	150	160	10	6.7
567	210	220	10	4.8	150	160	10	6.7
56789	260	270	10	3.8	150	160	10	6.7
5678W	260	270	10	3.8	150	160	10	6.7
67	150	160	10	6.7	140	150	10	7.1
6789	210	220	10	4.8	150	160	10	6.7
678W	210	220	10	4.8	150	160	10	6.7
7	150	160	10	6.7	140	150	10	7.1
78	150	160	10	6.7	140	150	10	7.1
789	160	170	10	6.3	140	150	10	7.1
78W	160	170	10	6.3	140	150	10	7.1
89	150	160	10	6.7	140	150	10	7.1
8W	150	160	10	6.7	140	150	10	7.1

* The Peak fare is charged for journeys starting between 06:30 and 09:30 and between 16:00 and 19:00 on normal weekdays. The Off-Peak fare applies to weekday journeys outside these times and at any time at weekends and on bank holidays. The Off-Peak fare also applies for journeys starting between 16:00 and 19:00 on normal weekdays that start outside of Zone 1 and terminate in Zone 1.

Off-Peak fares will also apply at other times for certain journeys between Euston (NR) and Watford Junction, including intermediate stations.

Oyster 'pay as you go' fares on TfL rail services (continued)

The following prices will apply for Oyster 'pay as you go' single journeys on all London Underground, Docklands Light Railway and London Overground services:

Ticket/Zones	Oyster 'pay as you go' Peak* - pence		Change (p)	Change (%)	Oyster 'pay as you go' Off-Peak* - pence		Change (p)	Change (%)
	Current	Jan-13			Current	Jan-13		
Child								
1	75	80	5	6.7	70	75	5	7.1
12	75	80	5	6.7	70	75	5	7.1
123	75	80	5	6.7	70	75	5	7.1
1234	75	80	5	6.7	70	75	5	7.1
12345	75	80	5	6.7	70	75	5	7.1
123456	75	80	5	6.7	70	75	5	7.1
1234567	105	110	5	4.8	105	110	5	4.8
12345678	160	165	5	3.1	105	110	5	4.8
123456789	160	165	5	3.1	105	110	5	4.8
12345678W	<i>London Midland fares</i>							
Euston (NR) - W	<i>London Midland fares</i>							
2, 3, 4, 5, 6	75	80	5	6.7	70	75	5	7.1
23, 34, 45, 56	75	80	5	6.7	70	75	5	7.1
234, 345, 456	75	80	5	6.7	70	75	5	7.1
2345, 3456	75	80	5	6.7	70	75	5	7.1
23456	75	80	5	6.7	70	75	5	7.1
234567	75	80	5	6.7	70	75	5	7.1
2345678	105	110	5	4.8	105	110	5	4.8
23456789	105	110	5	4.8	105	110	5	4.8
2345678W	105	110	5	4.8	105	110	5	4.8
34567	75	80	5	6.7	70	75	5	7.1
3456789	75	80	5	6.7	70	75	5	7.1
345678W	75	80	5	6.7	70	75	5	7.1
4567	75	80	5	6.7	70	75	5	7.1
456789	75	80	5	6.7	70	75	5	7.1
45678W	75	80	5	6.7	70	75	5	7.1
567	75	80	5	6.7	70	75	5	7.1
56789	75	80	5	6.7	70	75	5	7.1
5678W	75	80	5	6.7	70	75	5	7.1
67	75	80	5	6.7	70	75	5	7.1
6789	75	80	5	6.7	70	75	5	7.1
678W	75	80	5	6.7	70	75	5	7.1
7	75	80	5	6.7	70	75	5	7.1
78	75	80	5	6.7	70	75	5	7.1
789	75	80	5	6.7	70	75	5	7.1
78W	75	80	5	6.7	70	75	5	7.1
89	75	80	5	6.7	70	75	5	7.1
8W	75	80	5	6.7	70	75	5	7.1

* The Peak fare is charged for journeys starting between 06:30 and 09:30 and between 16:00 and 19:00 on normal weekdays. The Off-Peak fare applies to weekday journeys outside these times and at any time at weekends and on bank holidays. The Off-Peak fare also applies for journeys starting between 16:00 and 19:00 on normal weekdays that start outside of Zone 1 and terminate in Zone 1.
Off-Peak fares will also apply at other times for certain journeys between Euston (NR) and Watford Junction, including intermediate stations.

Oyster 'pay as you go' fares on TfL rail services (continued)

The following prices will apply for Oyster 'pay as you go' single journeys on all London Underground, Docklands Light Railway and London Overground services:

Sections Eight Railway and London Overground services.

Ticket/Zones	Oyster 'pay as you go' Peak* - pence		Change (p)	Change (%)	Oyster 'pay as you go' Off-Peak* - pence		Change (p)	Change (%)
	Current	Jan-13			Current	Jan-13		
16-17 and New Deal								
1	100	105	5	5.0	100	105	5	5.0
12	135	140	5	3.7	100	105	5	5.0
123	155	160	5	3.2	130	135	5	3.8
1234	180	190	10	5.6	130	135	5	3.8
12345	220	230	10	4.5	145	150	5	3.4
123456	240	250	10	4.2	145	150	5	3.4
1234567	265	275	10	3.8	185	195	10	5.4
12345678	320	335	15	4.7	185	195	10	5.4
123456789	320	335	15	4.7	185	195	10	5.4
123456W	London Midland fares							
Euston (NR) - W	London Midland fares							
2, 3, 4, 5, 6	75	80	5	6.7	70	75	5	7.1
23, 34, 45, 56	75	80	5	6.7	70	75	5	7.1
234, 345, 456	110	115	5	4.5	70	75	5	7.1
2345, 3456	130	135	5	3.8	70	75	5	7.1
23456	130	135	5	3.8	70	75	5	7.1
234567	185	195	10	5.4	130	135	5	3.8
2345678	215	225	10	4.7	130	135	5	3.8
23456789	215	225	10	4.7	130	135	5	3.8
2345678W	215	225	10	4.7	130	135	5	3.8
34567	160	165	5	3.1	75	80	5	6.7
3456789	185	195	10	5.4	75	80	5	6.7
345678W	185	195	10	5.4	75	80	5	6.7
4567	130	135	5	3.8	75	80	5	6.7
456789	160	165	5	3.1	75	80	5	6.7
45678W	160	165	5	3.1	75	80	5	6.7
567	105	110	5	4.8	75	80	5	6.7
56789	130	135	5	3.8	75	80	5	6.7
5678W	130	135	5	3.8	75	80	5	6.7
67	75	80	5	6.7	70	75	5	7.1
6789	105	110	5	4.8	75	80	5	6.7
678W	105	110	5	4.8	75	80	5	6.7
7	75	80	5	6.7	70	75	5	7.1
78	75	80	5	6.7	70	75	5	7.1
789	80	85	5	6.3	70	75	5	7.1
78W	80	85	5	6.3	70	75	5	7.1
89	75	80	5	6.7	70	75	5	7.1
8W	75	80	5	6.7	70	75	5	7.1

* The Peak fare is charged for journeys starting between 06:30 and 09:30 and between 16:00 and 19:00 on normal weekdays. The Off-Peak fare applies to weekday journeys outside these times and at any time at weekends and on bank holidays. The Off-Peak fare also applies for journeys starting between 16:00 and 19:00 on normal weekdays that start outside of Zone 1 and terminate in Zone 1.
Off-Peak fares will also apply at other times for certain journeys between Euston (NR) and Watford Junction, including intermediate stations.

Oyster 'pay as you go' caps

The following daily caps apply where any Oyster 'pay as you go' travel is made on TfL rail (apart from Tram) or National Rail services, with or without bus and tram travel in addition.

Ticket/Zones	Oyster 'pay as you go' Peak* - pence		Change (p)	Change (%)	Oyster 'pay as you go' Off-Peak* - pence		Change (p)	Change (%)
	Current	Jan-13			Current	Jan-13		
Adult and 16-17								
12	840	840	-	-	700	700	-	-
123	1060	1060	-	-	770	770	-	-
1234	1060	1060	-	-	770	770	-	-
12345	1580	1580	-	-	850	850	-	-
123456	1580	1580	-	-	850	850	-	-
123456789	1960	1960	-	-	1160	1160	-	-
123456789+W	London Midland fares							
Child								
12	420	420	-	-	140	150	10	7.1
123	530	530	-	-	140	150	10	7.1
1234	530	530	-	-	140	150	10	7.1
12345	790	790	-	-	140	150	10	7.1
123456	790	790	-	-	140	150	10	7.1
123456789	980	980	-	-	140	150	10	7.1
123456789+W	London Midland fares							
Jobcentre Plus Travel Discount								
12	420	420	-	-	350	350	-	-
123	530	530	-	-	385	385	-	-
1234	530	530	-	-	385	385	-	-
12345	790	790	-	-	425	425	-	-
123456	790	790	-	-	425	425	-	-
123456789	980	980	-	-	580	580	-	-
123456789+W	London Midland fares							

* The Off-Peak cap applies for journeys made on the same day entirely within the following hours:

- Mondays to Fridays: from 0930 and starting before 0430 the following day
- Saturdays, Sundays and public holidays: from 0430 and starting before 0430 the following day.

On normal weekdays the Peak cap will apply if any journey is started between 0430 and 0930 if this gives the lowest cost. The Off-Peak cap plus the separate fares for any journeys starting between 0430 and 0930 will be charged if the total cost is less than the Peak cap.

Bus and Tram tickets

The following tickets are valid on all TfL bus and tram services:

	Adult price - pence		Change	Change
	Current	Jan-13	(p)	(%)
Bus/Tram Single				
Any journey	230	240	10	4.3

7 Day Bus Pass All zones	Price - pence		Change	Change
	Current	Jan-13	(p)	(%)
Adult	1880	1960	80	4.3
18+ Student scheme	1310	1370	60	4.6
16-17, Jobcentre Plus Discount scheme and Bus & Tram Discount scheme	940	980	40	4.3

Monthly bus season prices are 3.84×7 -Day price (rounded up to 10p multiples). Annual season prices are 40×7 -Day price. 18+ Student bus season prices are calculated to ensure at least a 30% discount is given on equivalent adult bus seasons for all periods.

Oyster 'pay as you go' Any bus/tram journey	Price - pence		Change	Change
	Current	Jan-13	(p)	(%)
Adult	135	140	5	3.7
16-17, Jobcentre Plus Discount scheme and Bus & Tram Discount scheme	65	70	5	7.7

The following daily caps apply where Oyster 'pay as you go' travel is made on TfL bus or tram services only:

Bus and tram Oyster 'pay as you go' cap All journeys	Price - pence		Change	Change
	Current	Jan-13	(p)	(%)
Adult	420	440	20	4.8
16-17, Jobcentre Plus Discount scheme and Bus & Tram Discount scheme	210	220	10	4.8

The cap is the maximum cost for all journeys made during a 24 period from 0430 and before 0430 the following day using TfL bus and tram services only.

Mayor's Office

City Hall
The Queen's Walk
London SE1 2AA
Switchboard: 020 7983 4000
Minicom: 020 7983 4458
Web: www.london.gov.uk

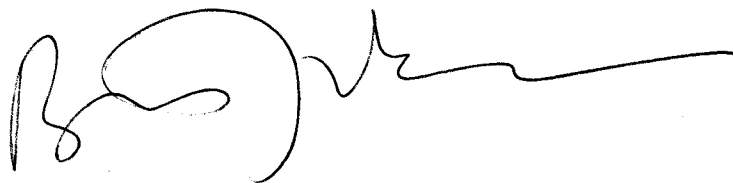
Peter Hendy

Transport Commissioner
Transport for London
Windsor House
42/50 Victoria Street
London
SW1H 0TL

Date: 2.12.13

I, BORIS JOHNSON, MAYOR OF LONDON, in exercise of the powers conferred on me by section 155(1)(c) of the Greater London Authority Act 1999 ("the Act") and in pursuance of my duty under section 174 of the Act, hereby direct Transport for London that the level and structure of fares to be charged for public passenger transport services provided by Transport for London or by any other person in pursuance of an agreement under section 156(2) or 3(a) of the Act or in pursuance of a transport subsidiary's agreement shall from the second day of January 2014 be in accordance with the Schedule attached hereto.

Dated this day 2 of December 2013.

A handwritten signature in black ink, appearing to be 'Boris Johnson', with a large, stylized initial 'B' and a long, horizontal flourish extending to the right.

BORIS JOHNSON
MAYOR OF LONDON

Schedule A

One Day Travelcard Prices From 2 January 2014

The following tickets are valid on all London Underground, Docklands Light Railway, London Overground and TfL bus and tram services. They are also valid on National Rail services within the specified zones:

	Adult price - pence		Change (p)	Change (%)	Child price – pence*		Change (p)	Change (%)
	Current	Jan-14			Current	Jan-14		
Day Travelcard (Off-Peak)								
12	730	withdrawn	n/a	n/a	n/a	n/a	n/a	n/a
1234	800	withdrawn	n/a	n/a	n/a	n/a	n/a	n/a
123456	890	890	-	-	340	340	-	-
123456789	1210	1260	50	4.1	450	470	20	4.4
123456789+W	London Midland fares							
Day Travelcard (Anytime)								
12	880	920	40	4.5	440	460	20	4.5
1234	1100	1140	40	3.6	550	570	20	3.6
123456	1640	1700	60	3.7	820	850	30	3.7
123456789	2040	2120	80	3.9	1020	1060	40	3.9
123456789+W	London Midland fares							

* An all-zones Day Travelcard (Off-Peak) priced at £2 is available for children accompanying holders of certain NR Railcards.

Travelcard Season Prices From 2 January 2014

The following tickets are valid on all London Underground, Docklands Light Railway, London Overground and TfL bus and tram services. They are also valid on National Rail services within the specified zones:

	Adult price - pence		Change (p)	Change (%)	Child/16-17** price - pence		Change (p)	Change (%)
	Current	Jan-14			Current	Jan-14		
7 Day Travelcard								
12	3040	3160	120	3.9	1520	1580	60	3.9
123	3560	3700	140	3.9	1780	1850	70	3.9
1234	4360	4540	180	4.1	2180	2270	90	4.1
12345	5180	5400	220	4.2	2590	2700	110	4.2
123456	5560	5800	240	4.3	2780	2900	120	4.3
1234567	6040	6280	240	4.0	3020	3140	120	4.0
12345678	7120	7420	300	4.2	3560	3710	150	4.2
123456789	7900	8220	320	4.1	3950	4110	160	4.1
123456789+W	London Midland fares							
23,34,45,56	2300	2400	100	4.3	1150	1200	50	4.3
234,345,456	2520	2620	100	4.0	1260	1310	50	4.0
2345,3456	3020	3140	120	4.0	1510	1570	60	4.0
23456	3800	3960	160	4.2	1900	1980	80	4.2
234567	3940	4100	160	4.1	1970	2050	80	4.1
23456789+W	5360	5580	220	4.1	2680	2790	110	4.1
4567	2860	2980	120	4.2	1430	1490	60	4.2
456789	4800	5000	200	4.2	2400	2500	100	4.2
456789+W	4800	5000	200	4.2	2400	2500	100	4.2

* Monthly Travelcard season prices are 3.84 times the 7-Day price (rounded up to 10p multiples).

Adult Annual Travelcard season prices are 40 times the 7-Day price.

** Child rate 7 Day and longer period Travelcards are also available to 16-17 year old photocard holders.

Travelcard Season Prices From 2 January 2014 (continued)

Valid photocard holders on the TfL 18+ student scheme are eligible for a Discount Travelcard at 30% off the adult Travelcard rate as shown below:

	Current price - pence	Jan-14 price - pence	Change (p)	Change (%)
Discount Travelcard 7 Day Season				
12	2120	2210	90	4.2
123	2490	2580	90	3.6
1234	3050	3170	120	3.9
12345	3620	3770	150	4.1
123456	3890	4050	160	4.1
1234567	4220	4390	170	4.0
12345678	4980	5190	210	4.2
123456789	5520	5750	230	4.2
123456789+W	<i>London Midland fares</i>			
23,34,45,56	1600	1670	70	4.4
234,345,456	1760	1830	70	4.0
2345,3456	2110	2190	80	3.8
23456	2660	2770	110	4.1
234567	2750	2860	110	4.0
23456789+W	3750	3900	150	4.0
4567	2000	2080	80	4.0
456789+W	3350	3500	150	4.5

Monthly Travelcard season prices are 3.84 times the 7-Day price (rounded up to 10p multiples).
Adult Annual Travelcard season prices are 40 times the 7-Day price.

Underground Ticket Prices From 2 January 2014

The following tickets are valid on all London Underground, Docklands Light Railway and London Overground services and National Rail services where LU fares apply.

Ticket/Zones	Adult Price - pence		Change (p)	Change (%)	Child Price - pence		Change (p)	Change (%)
	Current	Jan-14			Current	Jan-14		
Underground Single								
12	450	470	20	4.4	220	230	10	4.5
123	450	470	20	4.4	220	230	10	4.5
1234	550	570	20	3.6	270	280	10	3.7
12345	550	570	20	3.6	270	280	10	3.7
123456	550	570	20	3.6	270	280	10	3.7
1234567	670	700	30	4.5	330	350	20	6.1
123456789	780	810	30	3.8	390	400	10	2.6
12345678W	London Midland fares							
234	450	470	20	4.4	220	230	10	4.5
23456	550	570	20	3.6	270	280	10	3.7
234567	550	570	20	3.6	270	280	10	3.7
23456789	670	700	30	4.5	330	350	20	6.1
345	450	470	20	4.4	220	230	10	4.5
3456789	550	570	20	3.6	270	280	10	3.7
4567	450	470	20	4.4	220	230	10	4.5
456789	550	570	20	3.6	270	280	10	3.7
56789	450	470	20	4.4	220	230	10	4.5

Return tickets will be charged at twice the single ticket price

Tube-Train Zonal fares

These tickets allow unlimited interchange between London Underground, Docklands Light Railway, London Overground and National Rail services for a single journey within the specified zones.

Zones	Adult Single Price - pence		Change		Child Single Price - pence		Change	
	Current	Jan-14	(p)	(%)	Current	Jan-14	(p)	(%)
1 inc Z1	550	570	20	3.6	275*	285*	10	3.6
2 inc Z1	550	570	20	3.6	275*	285*	10	3.6
3 inc Z1	670	700	30	4.5	335*	350	15	4.5
4 inc Z1	670	700	30	4.5	335*	350	15	4.5
5 inc Z1	770	800	30	3.9	385*	400	15	3.9
6 inc Z1	900	940	40	4.4	450	470	20	4.4
1 exc Z1	450	470	20	4.4	225*	235*	10	4.4
2 exc Z1	450	470	20	4.4	225*	235*	10	4.4
3 exc Z1	500	520	20	4.0	250	260	10	4.0
4 exc Z1	550	570	20	3.6	275*	285*	10	3.6
5 exc Z1	550	570	20	3.6	275*	285*	10	3.6

* 5p less when sold at LU ticket offices or machines.

Return tickets are charged at twice the single price. The appropriate One Day Travelcard will be issued instead of a return ticket where cheaper.

Oyster 'pay as you go' fares on TfL rail services

The following prices will apply for Oyster 'pay as you go' single journeys on all London Underground, Docklands Light Railway and London Overground services:

Ticket/Zones	Oyster 'pay as you go' Peak* - pence		Change (p)	Change (%)	Oyster 'pay as you go' Off-Peak* - pence		Change (p)	Change (%)
	Current	Jan-14			Current	Jan-14		
Adult								
1	210	220	10	4.8	210	220	10	4.8
12	280	280	-	-	210	220	10	4.8
123	320	320	-	-	270	270	-	-
1234	380	380	-	-	270	270	-	-
12345	460	460	-	-	300	300	-	-
123456	500	500	-	-	300	300	-	-
1234567	550	550	-	-	390	390	-	-
12345678	670	670	-	-	390	390	-	-
123456789	670	670	-	-	390	390	-	-
12345678W	<i>London Midland fares</i>							
Euston (NR) - W	<i>London Midland fares</i>							
2, 3, 4, 5, 6	160	160	-	-	150	150	-	-
23, 34, 45, 56	160	160	-	-	150	150	-	-
234, 345, 456	230	230	-	-	150	150	-	-
2345, 3456	270	270	-	-	150	150	-	-
23456	270	270	-	-	150	150	-	-
234567	390	390	-	-	270	270	-	-
2345678	450	450	-	-	270	270	-	-
23456789	450	450	-	-	270	270	-	-
2345678W	450	450	-	-	270	270	-	-
34567	330	330	-	-	160	160	-	-
3456789	390	390	-	-	160	160	-	-
345678W	390	390	-	-	160	160	-	-
4567	270	270	-	-	160	160	-	-
456789	330	330	-	-	160	160	-	-
45678W	330	330	-	-	160	160	-	-
567	220	220	-	-	160	160	-	-
56789	270	270	-	-	160	160	-	-
5678W	270	270	-	-	160	160	-	-
67	160	160	-	-	150	150	-	-
6789	220	220	-	-	160	160	-	-
678W	220	220	-	-	160	160	-	-
7	160	160	-	-	150	150	-	-
78	160	160	-	-	150	150	-	-
789	170	170	-	-	150	150	-	-
78W	170	170	-	-	150	150	-	-
89	160	160	-	-	150	150	-	-
8W	160	160	-	-	150	150	-	-

* The Peak fare is charged for journeys starting between 06:30 and 09:30 and between 16:00 and 19:00 on normal weekdays. The Off-Peak fare applies to weekday journeys outside these times and at any time at weekends and on bank holidays. The Off-Peak fare also applies for journeys starting between 16:00 and 19:00 on normal weekdays that start outside of Zone 1 and terminate in Zone 1.

Off-Peak fares will also apply at other times for certain journeys between Euston (NR) and Watford Junction, including intermediate stations.

Oyster 'pay as you go' fares on TfL rail services (continued)

The following prices will apply for Oyster 'pay as you go' single journeys on all London Underground, Docklands Light Railway and London Overground services:

Ticket/Zones	Oyster 'pay as you go' Peak* - pence		Change (p)	Change (%)	Oyster 'pay as you go' Off-Peak* - pence		Change (p)	Change (%)
	Current	Jan-14			Current	Jan-14		
Child								
1	80	80	-	-	75	75	-	-
12	80	80	-	-	75	75	-	-
123	80	80	-	-	75	75	-	-
1234	80	80	-	-	75	75	-	-
12345	80	80	-	-	75	75	-	-
123456	80	80	-	-	75	75	-	-
1234567	110	110	-	-	110	110	-	-
12345678	165	165	-	-	110	110	-	-
123456789	165	165	-	-	110	110	-	-
12345678W	<i>London Midland fares</i>							
Euston (NR) - W	<i>London Midland fares</i>							
2, 3, 4, 5, 6	80	80	-	-	75	75	-	-
23, 34, 45, 56	80	80	-	-	75	75	-	-
234, 345, 456	80	80	-	-	75	75	-	-
2345, 3456	80	80	-	-	75	75	-	-
23456	80	80	-	-	75	75	-	-
234567	80	80	-	-	75	75	-	-
2345678	110	110	-	-	110	110	-	-
23456789	110	110	-	-	110	110	-	-
2345678W	110	110	-	-	110	110	-	-
34567	80	80	-	-	75	75	-	-
3456789	80	80	-	-	75	75	-	-
345678W	80	80	-	-	75	75	-	-
4567	80	80	-	-	75	75	-	-
456789	80	80	-	-	75	75	-	-
45678W	80	80	-	-	75	75	-	-
567	80	80	-	-	75	75	-	-
56789	80	80	-	-	75	75	-	-
5678W	80	80	-	-	75	75	-	-
67	80	80	-	-	75	75	-	-
6789	80	80	-	-	75	75	-	-
678W	80	80	-	-	75	75	-	-
7	80	80	-	-	75	75	-	-
78	80	80	-	-	75	75	-	-
789	80	80	-	-	75	75	-	-
78W	80	80	-	-	75	75	-	-
89	80	80	-	-	75	75	-	-
8W	80	80	-	-	75	75	-	-

* The Peak fare is charged for journeys starting between 06:30 and 09:30 and between 16:00 and 19:00 on normal weekdays. The Off-Peak fare applies to weekday journeys outside these times and at any time at weekends and on bank holidays. The Off-Peak fare also applies for journeys starting between 16:00 and 19:00 on normal weekdays that start outside of Zone 1 and terminate in Zone 1. Off-Peak fares will also apply at other times for certain journeys between Euston (NR) and Watford Junction, including intermediate stations.

Oyster 'pay as you go' fares on TfL rail services (continued)

The following prices will apply for Oyster 'pay as you go' single journeys on all London Underground, Docklands Light Railway and London Overground services:

Docklands Light Railway and London Overground services.

Ticket/Zones	Oyster 'pay as you go' Peak* - pence		Change (p)	Change (%)	Oyster 'pay as you go' Off-Peak* - pence		Change (p)	Change (%)
	Current	Jan-14			Current	Jan-14		
16-17 and JCP								
1	105	110	5	4.8	105	110	5	4.8
12	140	140	-	-	105	110	5	4.8
123	160	160	-	-	135	135	-	-
1234	190	190	-	-	135	135	-	-
12345	230	230	-	-	150	150	-	-
123456	250	250	-	-	150	150	-	-
1234567	275	275	-	-	195	195	-	-
12345678	335	335	-	-	195	195	-	-
123456789	335	335	-	-	195	195	-	-
123456W	London Midland fares							
Euston (NR) - W	London Midland fares							
2, 3, 4, 5, 6	80	80	-	-	75	75	-	-
23, 34, 45, 56	80	80	-	-	75	75	-	-
234, 345, 456	115	115	-	-	75	75	-	-
2345, 3456	135	135	-	-	75	75	-	-
23456	135	135	-	-	75	75	-	-
234567	195	195	-	-	135	135	-	-
2345678	225	225	-	-	135	135	-	-
23456789	225	225	-	-	135	135	-	-
2345678W	225	225	-	-	135	135	-	-
34567	165	165	-	-	80	80	-	-
3456789	195	195	-	-	80	80	-	-
345678W	195	195	-	-	80	80	-	-
4567	135	135	-	-	80	80	-	-
456789	165	165	-	-	80	80	-	-
45678W	165	165	-	-	80	80	-	-
567	110	110	-	-	80	80	-	-
56789	135	135	-	-	80	80	-	-
5678W	135	135	-	-	80	80	-	-
67	80	80	-	-	75	75	-	-
6789	110	110	-	-	80	80	-	-
678W	110	110	-	-	80	80	-	-
7	80	80	-	-	75	75	-	-
78	80	80	-	-	75	75	-	-
789	85	85	-	-	75	75	-	-
78W	85	85	-	-	75	75	-	-
89	80	80	-	-	75	75	-	-
8W	80	80	-	-	75	75	-	-

* The Peak fare is charged for journeys starting between 06:30 and 09:30 and between 16:00 and 19:00 on normal weekdays. The Off-Peak fare applies to weekday journeys outside these times and at any time at weekends and on bank holidays. The Off-Peak fare also applies for journeys starting between 16:00 and 19:00 on normal weekdays that start outside of Zone 1 and terminate in Zone 1. Off-Peak fares will also apply at other times for certain journeys between Euston (NR) and Watford Junction, including intermediate stations.

Oyster 'pay as you go' caps

The following daily caps apply where any Oyster 'pay as you go' travel is made on TfL rail (apart from Tram) or National Rail services, with or without bus and tram travel in addition.

Ticket/Zones	Oyster 'pay as you go' Peak* - pence		Change (p)	Change (%)	Oyster 'pay as you go' Off-Peak* - pence		Change (p)	Change (%)
	Current	Jan-14			Current	Jan-14		
Adult and 16-17								
12	840	840	-	-	700	700	-	-
123	1060	1060	-	-	700	700	-	-
1234	1060	1060	-	-	770	770	-	-
12345	1580	1580	-	-	770	770	-	-
123456	1580	1580	-	-	850	850	-	-
123456789	1960	1960	-	-	1160	1160	-	-
123456789+W	London Midland fares							
Child								
12	420	420	-	-	150	150	-	-
123	530	530	-	-	150	150	-	-
1234	530	530	-	-	150	150	-	-
12345	790	790	-	-	150	150	-	-
123456	790	790	-	-	150	150	-	-
123456789	980	980	-	-	150	150	-	-
123456789+W	London Midland fares							
JCP								
12	420	420	-	-	350	350	-	-
123	530	530	-	-	350	350	-	-
1234	530	530	-	-	385	385	-	-
12345	790	790	-	-	385	385	-	-
123456	790	790	-	-	425	425	-	-
123456789	980	980	-	-	580	580	-	-
123456789+W	London Midland fares							

* The Off-Peak cap applies for journeys made on the same day entirely within the following hours:

- Mondays to Fridays: from 0930 and starting before 0430 the following day
- Saturdays, Sundays and public holidays: from 0430 and starting before 0430 the following day.

On normal weekdays the Peak cap will apply if any journey is started between 0430 and 0930 if this gives the lowest cost. The Off-Peak cap plus the separate fares for any journeys starting between 0430 and 0930 will be charged if the total cost is less than the Peak cap.

Bus and Tram tickets

The following tickets are valid on all TfL bus and tram services:

	Adult price - pence		Change	Change
	Current	Jan-14	(p)	(%)
Bus/Tram Single				
Any journey	240	240	-	-

7 Day Bus Pass	Price - pence		Change	Change
	Current	Jan-14	(p)	(%)
All zones				
Adult	1960	2040	80	4.1
18+ Student scheme	1370	1420	50	3.6
16-17, JCP and Bus & Tram Discount scheme	980	1020	40	4.1

Monthly bus season prices are 3.84×7 -Day price (rounded up to 10p multiples). Annual season prices are 40×7 -Day price. 18+ Student bus season prices are calculated to ensure at least a 30% discount is given on equivalent adult bus seasons for all periods.

Oyster 'pay as you go'	Price - pence		Change	Change
	Current	Jan-14	(p)	(%)
Any bus/tram journey				
Adult	140	145	5	3.6
16-17, JCP and Bus & Tram Discount scheme	70	70	-	-

The following daily caps apply where Oyster 'pay as you go' travel is made on TfL bus or tram services only:

Bus and tram Oyster 'pay as you go' cap	Price - pence		Change	Change
	Current	Jan-14	(p)	(%)
All journeys				
Adult	440	440	-	-
16-17, JCP and Bus & Tram Discount scheme	220	220	-	-

The cap is the maximum cost for all journeys made during a 24 period from 0430 and before 0430 the following day using TfL bus and tram services only.

Emirates Air Line tickets

The following tickets are valid on the Emirates Air Line:

	Adult price - pence		Change (p)	Change (%)	Child price - pence		Change (p)	Change (%)
	Current	Jan-14			Current	Jan-14		
Single - Full Fare	430	440	10	2.3	220	230	10	4.5
Single - Discount	320	330	10	3.1	160	170	10	6.3
Return - Full Fare	860	880	20	2.3	440	460	20	4.5
Return - Discount	640	660	20	3.1	320	340	20	6.3
Multi-trip fare	160	160	-	-	80	80	-	-
Experience package - Full Fare	n/a	1000	-	-	n/a	600	-	-
Experience package - Discount	n/a	780	-	-	n/a	480	-	-

Discount fares apply to holders of any Day Travelcard or Oyster card, including Oyster PAYG users.

Multi-trip fares apply to 10-journey Boarding Passes or Oyster PAYG users who make 5 or more journeys in a calendar week. The Experience package includes a return fare, an observation guide and entry to the Emirates Aviation Experience.

GREATER LONDON AUTHORITY

REQUEST FOR MAYORAL DECISION – MD1243

Title: January 2014 Fare Changes

Executive Summary:

This paper sets out Transport for London's (TfL's) fare change proposals to be implemented from 2 January 2014. The proposals will freeze TfL fares in real terms matching the annual increase in fares to the increase in the Retail Price Index (RPI) in the benchmark month of July 2013. Fares under the control of the Mayor will go up by less than RPI.

Travelcard season prices increase by 4.1% reflecting the link with National Rail fares and the latest guidance from the Secretary of State for Transport that regulated NR fares should rise by 4.1% (RPI+1%) in January 2014.

The one day bus cap and all the One Day multi-mode caps are all frozen to provide a better deal for part-time workers and commuters.

On the Underground all single fares are frozen except for the Zone 1 fare and the off-peak Zones 1 to 2 fare, which increase by 10p. Overall PAYG fares go up by 1.8%, just over half the inflation rate.

The bus PAYG single fare increases by 5p to 145p. Bus & Tram Pass season price increases by 4.1% whereas the bus One Day Cap is frozen.

The One Day Travelcard range is simplified, with certain off-peak tickets withdrawn. All the One Day caps are frozen to promote switching to Oyster and Contactless Payment.

The Train Companies have agreed to offer holders of 16 plus Zip cards half price PAYG from January 2014, aligning their fares with the concession already available on TfL Rail services. The daily PAYG caps for holders of 16 plus Zip cards are also reduced to half the adult rate. Otherwise the scope of all fare concessions on TfL Rail services is unchanged in 2014.

Decision:

The Mayor is asked to:


Approve the proposed revisions to TfL fares to be implemented from 2 January 2014 as set out below; and sign the attached Direction to TfL under section 155 (1)(c) of the Greater London Authority Act 1999 to implement these fares from that date.

Mayor of London

I confirm that I do not have any disclosable pecuniary interests in the proposed decision, and take the decision in compliance with the Code of Conduct for elected Members of the Authority.

The above request has my approval.

Signature:



Date:

2.12.13

PART I - NON-CONFIDENTIAL FACTS AND ADVICE TO THE MAYOR

Decision required – supporting report

1. Introduction and background

- 1.1 The TfL Business Plan to 2014/15, developed during summer 2012 and approved by the TfL Board in December 2012, assumed that fares would increase over the then-current spending review period (i.e. to 2014/15) by RPI + 2%. However, the government announced in November 2012 that additional funding would be made available to enable the fare increase in January 2013 and January 2014 to be held down to RPI+1%. The Train Operating Companies (TOCs) were also directed by the Department for Transport to hold down the increase in their regulated fares, including the Travelcard, to RPI+1% in January 2013 and January 2014.
- 1.2 Subsequently, TfL's Business Plan adopted an ongoing assumption of RPI+1% fares, rather than the previously-assumed RPI+2%, and an anticipated grant reduction from 2015/16. The reduction in income this caused was offset through TfL's ambitious savings programme: over £5bn of savings, including the new £3.3bn New Savings Programme, and an additional £1.1bn of revenue from Commercial Development. Delivery of these efficiencies and income remains a key challenge, but allows TfL to continue to assume RPI+1% over the period of the TfL Business Plan to 2021/22.
- 1.3 The draft TfL Business Plan, to be published in December 2013, will continue to assume annual fares increases of RPI+1% in future years. However, as a one-off measure prompted by current pressures on the cost of living, it is proposed to freeze overall fares on TfL services in real terms in January 2014. Fares revisions in January are generally based on the published RPI for the preceding July, which was 3.1% in July 2013. In line with this the fares increase will be 3.1%.
- 1.4 TfL's new Business Plan has to contend with a reduced grant from 2015/16: a reduction of £222m against a baseline of the DfT having held our grant flat. These reductions present substantial savings targets on top of an already large efficiency plan.

Latest trends – fares income

- 1.5 The performance of fares income last year was a key element in meeting Spending Review funding targets, and was fully reflected in TfL's Budget and Business Plan published in December.
- 1.6 To date in the current financial year, revenues are broadly in line with the Budget / Business Plan. Passenger numbers on both the buses and the Tube are continuing to grow and are at record levels. These positive trends are projected to continue in the short term, with the restraining effects of higher fares being offset by positive employment trends and growth in the visitor and leisure markets. Longer term revenue forecasts remain under review, and are closely tied to growth of the London economy.

Overview of proposed fare changes in January 2014

- 1.7 Detailed fare proposals for 2014 are set out below. These proposals start from the 3.1% increase in the July RPI benchmark. The overall fare increase is now 3.1% in line with RPI. The annual revenue yields for TfL from the 3.1% increase are put at around £68m for LU; £39m for bus; and £8m for London Rail.
- 1.8 Travelcard fares, One Day PAYG caps and certain PAYG fares involving National Rail are subject to agreement with the London Train Operating Companies. As such Anytime Day Travelcards and Travelcard Season fares will have to increase by RPI+1% in line with the current NR target for

January 2014. It is proposed that adult Anytime Day PAYG caps, adult Off-Peak Day Travelcard fares and adult Off-peak Day PAYG caps are frozen. The Zones 1 to 2 and 1 to 4 variants of the Travelcard are withdrawn. All the One Day caps are frozen at the price levels of 2013.

Bus and Tram fares

- 1.9 On buses and trams, fares are proposed to increase as shown in Table 1.1. The adult PAYG single fare increases from 140p to 145p; the One Day bus and tram cap remains unchanged at £4.40; the bus cash remains unchanged at 240p. The 7 day Bus and Tram season ticket increases from £19.60 to £20.40. Longer period bus season tickets increase in the same proportion as the 7 day ticket. The scope of concessions and discounts is unchanged.

Table 1.1: Bus and Tram fares in 2014

	2013	2014	Increase
PAYG - single	£1.40	£1.45	3.6%
PAYG - one day cap	£4.40	£4.40	0.0%
Cash - single	£2.40	£2.40	0.0%
7 Day Bus & Tram Pass	£19.60	£20.40	4.1%

- 1.10 Overall, taken with the effect of the Travelcard prices outlined below, the changes deliver a revenue yield for buses in line with the overall TfL target.

Tube, DLR and Overground fares in Zones 1-6

- 1.11 On the Underground and other TfL rail services, PAYG fares within Zone 1 in the peak or within Zones 1 to 2 off-peak are increased by 10p. All other fares are frozen, as shown in Table 1.2.

Table 1.2: adult PAYG fares on TfL rail services

	2013		2014		Increase	
	Peak	Off-peak	Peak	Off-peak	Peak	Off-peak
Zones inc Zone 1						
1	£2.10	£2.10	£2.20	£2.20	4.8%	4.8%
2	£2.80	£2.10	£2.80	£2.20	0.0%	4.8%
3	£3.20	£2.70	£3.20	£2.70	0.0%	0.0%
4	£3.80	£2.70	£3.80	£2.70	0.0%	0.0%
5	£4.60	£3.00	£4.60	£3.00	0.0%	0.0%
6	£5.00	£3.00	£5.00	£3.00	0.0%	0.0%
Zones exc Zone 1						
1	£1.60	£1.50	£1.60	£1.50	0.0%	0.0%
2	£1.60	£1.50	£1.60	£1.50	0.0%	0.0%
3	£2.30	£1.50	£2.30	£1.50	0.0%	0.0%
4	£2.70	£1.50	£2.70	£1.50	0.0%	0.0%
5	£2.70	£1.50	£2.70	£1.50	0.0%	0.0%

- 1.12 The child off-peak PAYG flat fare, which applies by agreement also to National Rail journeys, remains at 75p. The off-peak cap, which is priced as two singles, also remains at 150p. The child peak LU PAYG fare is unchanged at 80p – half the minimum adult peak fare.
- 1.13 PAYG fares on national rail services are set by the Train Operators. The PAYG fares being adopted by the Train Operators are shown for information only in Table A1 in the Annex, together with the

associated Train-Tube PAYG fares. The PAYG through fares are priced as the sum of the Train Operators' own PAYG fares plus add-on amounts for through travel. Under the PAYG Agreement with the Operators, the add-on amounts can only be less than the minimum TfL PAYG fare if the Operators agree.

- 1.14 In the case of the non-Zone 1 Train-Tube PAYG fares, the Operators have consented to the add-ons remaining unchanged at zero in 2014. In the case of the Train-Tube PAYG fares involving Zone 1, the Operators have specified revised add-on amounts for 2014. These are equal to the 2014 TfL minimum fares in the peak and off-peak. As a result, the add-on amounts involving Zone 1 typically increase by 10p to £1.60 in the peak. The off-peak add-on remains at £1.50.
- 1.15 As shown in Table A1, the Train Operators' new fares and the revisions to the add-on amounts, mean that the PAYG peak 1-6 Train-Tube fare increases from £7.20 to £7.50 and the off-peak fare from £4.90 to £5.10. These two fares will continue to determine the peak and off-peak entry and exit charges for all rail PAYG journeys.
- 1.16 The Oyster card deposit remains unchanged at £5.

Cash fares in Zones 1-6

- 1.17 The £4.50 and £5.50 adult Tube cash fares, which are now used by just 1% of Tube users, increase by 20p to £4.70 and £5.70 respectively. Child cash fares for the under 16s remain at half the adult fares. (The under 11s travel free on TfL rail services.)
- 1.18 Cash through fares to NR services within the zones increase by similar percentages. Full details are set out in Table A2 in the Annex.

One Day Travelcards and related price caps in Zones 1-6

- 1.19 Table 1.3 below sets out adult Day Travelcard and cap prices. See also Table A3 in the Annex.

Table 1.3: One Day Travelcards and caps

	One Day Travelcards			One Day caps		
	2013	2014	Increase	2013	2014	Increase
Anytime						
1-2	£8.80	£9.20	4.5%	£8.40	£8.40	0.0%
1-4	£11.00	£11.40	3.6%	£10.60	£10.60	0.0%
1-6	£16.40	£17.00	3.7%	£15.80	£15.80	0.0%
Off-peak						
1-2	£7.30	Withdrawn	n/a	£7.00	£7.00	0.0%
1-4	£8.00	Withdrawn	n/a	£7.70	£7.70	0.0%
1-6	£8.90	£8.90	0.0%	£8.50	£8.50	0.0%

- 1.20 Anytime Day Travelcards increase by 4.0% on average. The Zones 1 to 6 Off-peak Day Travelcard is frozen, whilst the Zones 1 to 2 and 1 to 4 Off-peak Day Travelcards are withdrawn. These changes have been agreed with the Train Companies.
- 1.21 The Companies have also agreed that the adult PAYG one day caps corresponding to the one day Travelcards above are frozen in 2014 at 2013 prices. This will encourage migration from printed tickets which are expensive to retail and prone to fraud and misuse.

- 1.22 Child One Day Anytime Travelcards and caps will remain at half the adult price. The price of the printed child Off-peak Travelcard aimed at the visitor market increases from £3.40 to £3.60. The off-peak child cap available through the Zip card is frozen at 150p.
- 1.23 The overall increase in PAYG and One Day Travelcard fares in 2014 is 2.5%

Travelcard season tickets in Zones 1-6

- 1.24 Travelcard season ticket prices are set under the Travelcard Agreement and generally increase in line with the target set for the Train Operators by the Secretary of State. Accordingly, in line with the RPI+1% target set for rail fares, the Travelcard season ticket prices increase by 4.1% overall as shown in Table 1.4 and Table A3 in the Annex. These increases have been agreed with the Train Companies.

Table 1.4: Travelcard seasons – 7 Day ticket prices

	2013	2014	Increase
Zones inc Zone 1			
2	£30.40	£31.60	3.9%
3	£35.60	£37.00	3.9%
4	£43.60	£45.40	4.1%
5	£51.80	£54.00	4.2%
6	£55.60	£58.00	4.3%
Zones exc Zone 1			
2	£23.00	£24.00	4.3%
3	£25.20	£26.20	4.0%
4	£30.20	£31.40	4.0%
5	£38.00	£39.60	4.2%

Concessions and discounts on TfL Rail services

- 1.25 The Train Companies have agreed to offer holders of 16 plus Zip cards half price PAYG from January 2014, aligning their fares with the concession already available on TfL Rail services. The daily PAYG caps for holders of 16 plus Zip cards are also reduced to half the adult rate. Otherwise the scope of all fare concessions on TfL Rail services is unchanged in 2014.

Fares outside Zones 1 to 6 on TfL Rail services from 2 January 2014

- 1.26 Fares on TfL rail services beyond Greater London involving Zones 7 to 9 increase in line with fares in Zones 1-6. Both adult and child PAYG single fares are frozen. Cash fares increase by up to 30p. Full details are given in Table A4 in the Annex.
- 1.27 Travelcards with coverage in Zones 7 to 9 increase by an average of 4.1%. Full details are given in Table A5 in the Annex.

Emirates Airline

- 1.28 Proposed fares for the Emirates Airline are shown in Table 1.5 below. The overall increase is 3.2%.

Table 1.5: Emirates Airline - adult ticket prices

Fare	Cash / Discount	2013	2014	Increase
Adult Single	Full rate	£4.30	£4.40	2.3%
	Discount & Oyster PAYG	£3.20	£3.30	3.1%
Child Single	Full rate	£2.20	£2.30	4.5%
	Discount & Oyster PAYG	£1.60	£1.70	6.2%
Adult	Multi trip/Oyster regular user	£1.60	£1.60	-

1.29 The scope of all discounts is unchanged.

2. Objectives and expected outcomes

2.1 The Mayor is under a statutory duty to develop and implement policies for the promotion and encouragement of safe, integrated, efficient and economic transport facilities and services to, from and within Greater London. The Mayor's Transport Strategy (MTS) contains the Mayor's policies and proposals for doing this. Overall, the fare proposals aim to ensure that fare policy fully supports the objectives and policy criteria set out in the MTS. The one-off increase of 3.1% proposed for January 2014, in line with the benchmark July 2013 RPI increase, has been prompted by current pressures on the cost of living. This RPI matching increase will be accommodated by TfL's forthcoming draft Business Plan. The revised fare changes will thus continue to sustain the transport investment programme needed to support the delivery of the objectives of the London Plan.

3. Other considerations

a) Links to Strategies and Strategic Plan

3.1 The MTS highlights the importance of improving transport opportunity for all Londoners and, in doing so, ensuring that the costs of transport remain affordable. All concessions for the less well off on buses are being maintained, along with the free travel concessions for the under 18s.

3.2 On the Tube and other TfL Rail services, all concessions are also being maintained.

b) Impact Assessments and Consultation

3.3 Under section 149 of the Equality Act 2010, as public authorities, the Mayor and TfL must have 'due regard' to the need to eliminate unlawful discrimination, harassment and victimisation as well as to advance equality of opportunity and foster good relations between people who share a protected characteristic and those who do not. Protected characteristics under the Equality Act cover age, disability, gender re-assignment, pregnancy and maternity, race, religion or belief, sex, sexual orientation, marriage or civil partnership status (duty to eliminate unlawful discrimination only). The duty applies to the Mayor's duty to direct TfL as to the general level and structure of fares under the GLA Act 1999.

3.4 In the present case, the primary aim is to ensure that sufficient financial resources are available to fund key projects and services. The new fares are projected to increase TfL revenue by some £115m per annum. The new fares will help support TfL's investment programme which is predominantly focused at enhancing and extending the public transport network. The direct impact on public transport ridership will be small. Both bus and Tube passenger journeys are projected to increase in 2014.

3.5 TfL has identified seven groups of Londoners (listed below) who typically face increased barriers to public transport use:

- **BAME** Londoners have a younger age profile than white Londoners, are more likely to live in low income households and are more likely to cite barriers to transport.
- **Women** tend to be the primary carer at home so are less likely to be in full-time employment and more frequently cite affordability as a barrier to transport.
- **Older Londoners** are more likely to be retired, and therefore many live on low incomes. They also are more likely to be white and/or disabled. For older and disabled Londoners, the greatest barrier to transport is concern over antisocial behaviour, while for all other groups it is overcrowding.
- **Younger Londoners** are less likely to be disabled but more likely to be from a BAME community.
- **Disabled Londoners** tend to be older and are more likely to be white, women or retired. They are also more likely to live on low household incomes. Disabled and older Londoners are more likely to experience difficulties relating to physical accessibility.
- **Londoners on low incomes.** These tend to be women and older, BAME and disabled people, and those not in work. This largely reflects working status, though the causes of low income are tied to education, qualifications, health and, in some cases, transport.
- **The LGB community.** Men form the greater part of the LGB community, which is in contrast to the general population. LGB Londoners also tend to be younger and have said hate crime is a concern for them.

3.6 Key issues across these groups are:

- **Travelling around the Capital.** On average, Londoners make 2.45 trips per weekday. However, for the equality groups covered above, the average number is lower with, for example, BAME Londoners making 2.25 trips per weekday. The exception is women who make a greater number (2.56) of short trips per weekday, on average.
- **Cost of fares.** For many, the affordability of fares is also a significant issue. Half of Londoners have an Oyster card, although this figure is lower among younger, older, low-income and/or disabled people. These groups may be more likely to benefit from other travel concessions or discounted fares. The bus is the most popular form of public transport in all equality groups. It is particularly important for women, BAME Londoners, those on low incomes and younger people. For some, the cost of travelling may encourage higher bus use, as would the travel options available.
- **Crime and antisocial behaviour.** Concerns about crime and antisocial behaviour tend to affect the travel behaviour of women, BAME Londoners, younger people and/or those on lower incomes more so than other groups (this is particularly evident for BAME and younger Londoners). For women, these concerns are more apparent after dark (during the day they are no more concerned than men). White men are less likely to view crime and antisocial behaviour as barriers to increased public transport use.
- **Access to information.** Some people feel there is insufficient information to help them make full use of the network – this is particularly true among BAME Londoners, those on low incomes and/or disabled people. There is also evidence to suggest a low awareness of the information tools produced by TfL.

- 3.7 All current concessionary fare schemes for those less able to pay are being maintained in order to make public transport accessible to more people, and thereby offset or mitigate any detrimental impacts including those discussed above. The concessions are set out below:
- Children under 5 travel free (subject to a maximum of 4 accompanying an adult)
 - 5-10 Oyster photocard
 - 11-15 Oyster photocard
 - 16+ Oyster photocard
 - 18+ Student Oyster photocard
 - Job Centre Plus Travel Discount Card
 - Bus & Tram Discount photocard
 - Veterans Concessionary Travel
 - 60 + London Oyster photocard (men and women up to female pensionable age)
 - London Freedom Pass (men and women over female pensionable age)
- 3.8 For adult fare payers broadly similar increases are to be applied across all modes and ticket types and so no significant or material equalities impacts for groups with particular protected characteristics are envisaged as being likely to arise. However the Mayor is required to consider the potential equalities impacts discussed above, and any mitigations in place, at the time a decision to direct is made.
- 3.9 The Mayor is not required to conduct a statutory consultation on fares.
- c) Risk
- 3.10 The fare changes follow a conventional pattern. The lateness of the decision means that there are some risks to implementation of fares by 2 January. These risks will be worked through over the coming weeks.

4. Financial comments

- 4.1. There are no direct financial implications for the GLA of these proposals.
- 4.2. Table 3.1 summarises the revenue yields for TfL from the fare changes. TfL's fares revenue is expected to increase by £115m pa in 2014, with the tube contributing some £68m, buses some £39m and some £8m from London Rail fares.
- 4.3. Overall fares are frozen in real terms, with an overall fares increase of 3.1% in line with RPI. Travelcard prices will increase by 4.1%. To produce the freeze in real terms on average other fares will increase by less than RPI.

Table 3.1: Revenue yields from the 2 January 2014 fare changes

	Bus yield £m	Tube yield £m	Rail yield £m	Total Yield £m
Price effects				
Cash single	0	4	0.3	4
PAYG fares	23	23	2	48
PAYG cap freeze	-10	-5	-1	-16
Off-peak day Travelcards (inc switch to PAYG)	1	11	1	13
Anytime day Travelcards	0.1	2	0.2	2
Bus and Tram season tickets	12	-	-	12
Travelcard seasons	12	33	5	51
Total yield	39 +3.1%	68 +3.1%	8 +2.8%	115 3.1%

5. Legal comments

- 5.1. Under section 155(1) of the Greater London Authority Act 1999 ("the GLA Act") the Mayor may issue directions to TfL as to the manner in which it is to exercise its functions, including, under section 155(1)(c), specific directions as to the exercise of its functions. Under section 174(1) of the GLA Act, the Mayor is under a duty to exercise his powers under section 155(1) so as to ensure that the general level and structure of fares for passenger transport services (provided by TfL or other persons who provide services under agreement with TfL) are determined. This decision is consistent with these statutory obligations.

6. Investment & Performance Board

These proposals were considered at the Investment and Performance Board meeting on 28 November 2013, and TfL explained the proposals and advised on their implications.

7. Planned delivery approach and next steps

Activity	Timeline
Procurement of contract [for externally delivered projects]	
Announcement [if applicable]	
Delivery Start Date [for project proposals]	
Final evaluation start and finish (self/external) [delete as applicable]:	
Delivery End Date [for project proposals]	
Project Closure: [for project proposals]	

Appendices and supporting papers:

Annex A: Summary Fares Tables

Public access to information

Information in this form (Part 1) is subject to the Freedom of Information Act 2000 (FOI Act) and will be made available on the GLA website within one working day of approval.

If immediate publication risks compromising the implementation of the decision (for example, to complete a procurement process), it can be deferred until a specific date. Deferral periods should be kept to the shortest length strictly necessary. **Note:** This form (Part 1) will either be published within one working day after approval or on the defer date.

Part 1 Deferral:

Is the publication of Part 1 of this approval to be deferred? NO

Part 2 Confidentiality: Only the facts or advice considered to be exempt from disclosure under the FOI Act should be in the separate Part 2 form, together with the legal rationale for non-publication.

Is there a part 2 form – NO

ORIGINATING OFFICER DECLARATION:

Drafting officer to confirm the following (✓)

Drafting officer:

Christian van der Nest has drafted this report in accordance with GLA procedures and confirms the following have been consulted on the final decision.

✓

Assistant Director/Head of Service:

Victoria Hills has reviewed the documentation and is satisfied for it to be referred to the Sponsoring Director for approval.

✓

Sponsoring Director:

Fiona Fletcher-Smith has reviewed the request and is satisfied it is correct and consistent with the Mayor's plans and priorities.

✓

Mayoral Adviser:

Isabel Dedring has been consulted about the proposal and agrees the recommendations.

✓

Advice:

The Finance and Legal teams have commented on this proposal.

✓

EXECUTIVE DIRECTOR, RESOURCES:

I confirm that financial and legal implications have been appropriately considered in the preparation of this report.

Signature

M. J. Allen

Date

2.12.13

CHIEF OF STAFF:

I am satisfied that this is an appropriate request to be submitted to the Mayor

Signature

Edmund Hill

Date

02:12:2013

Annex Table A1: Zones 1 to 6: PAYG rail fares in 2013 and 2014

TfL fares apply to all journeys entirely on TfL rail services and some inter-available Train Company services. Through fares apply to journeys involving both Train Company and TfL rail services.

Peak ¹	TfL fares ²		Change	Train Company fares ³		Change	Through fares ³		Change
Zones	Current	Jan-14		Current	Jan-14		Current	Jan-14	
Adult									
1	£2.10	£2.20	£0.10	£2.20	£2.30	£0.10	£3.70	£3.90	£0.20
12	£2.80	£2.80	£0.00	£2.40	£2.50	£0.10	£3.90	£4.10	£0.20
123	£3.20	£3.20	£0.00	£3.10	£3.20	£0.10	£4.60	£4.80	£0.20
1234	£3.80	£3.80	£0.00	£3.60	£3.70	£0.10	£5.10	£5.30	£0.20
12345	£4.60	£4.60	£0.00	£4.70	£4.90	£0.20	£6.20	£6.50	£0.30
123456	£5.00	£5.00	£0.00	£5.70	£5.90	£0.20	£7.20	£7.50	£0.30
2,3,4,5,6	£1.60	£1.60	£0.00	£1.70	£1.80	£0.10	£1.70	£1.80	£0.10
23,34,45,56	£1.60	£1.60	£0.00	£2.10	£2.20	£0.10	£2.10	£2.20	£0.10
234,345,456	£2.30	£2.30	£0.00	£2.50	£2.60	£0.10	£2.50	£2.60	£0.10
2345,3456	£2.70	£2.70	£0.00	£3.20	£3.30	£0.10	£3.20	£3.30	£0.10
23456	£2.70	£2.70	£0.00	£3.80	£4.00	£0.20	£3.80	£4.00	£0.20

- Peak PAYG fares apply from 06:30 to 09:30 and from 16:00 to 19:00 Monday to Friday (excluding public holidays).
- A flat child fare of £0.80 will apply in 2014, as in 2013.
- As in 2013, child fares will be half the Train Company adult fare in 2014.

Off-Peak ¹	TfL fares ^{2,3}		Change	Train Company fares ³		Change	Through fares ³		Change
Zones	Current	Jan-14		Current	Jan-14		Current	Jan-14	
Adult									
1	£2.10	£2.20	£0.10	£1.70	£1.80	£0.10	£3.10	£3.30	£0.20
12	£2.10	£2.20	£0.10	£1.90	£2.00	£0.10	£3.30	£3.50	£0.20
123	£2.70	£2.70	£0.00	£2.20	£2.30	£0.10	£3.60	£3.80	£0.20
1234	£2.70	£2.70	£0.00	£2.50	£2.60	£0.10	£3.90	£4.10	£0.20
12345	£3.00	£3.00	£0.00	£2.90	£3.00	£0.10	£4.30	£4.50	£0.20
123456	£3.00	£3.00	£0.00	£3.50	£3.60	£0.10	£4.90	£5.10	£0.20
2,3,4,5,6	£1.50	£1.50	£0.00	£1.50	£1.60	£0.10	£1.50	£1.60	£0.10
23,34,45,56	£1.50	£1.50	£0.00	£1.70	£1.80	£0.10	£1.70	£1.80	£0.10
234,345,456	£1.50	£1.50	£0.00	£1.90	£2.00	£0.10	£1.90	£2.00	£0.10
2345,3456	£1.50	£1.50	£0.00	£2.20	£2.30	£0.10	£2.20	£2.30	£0.10
23456	£1.50	£1.50	£0.00	£2.40	£2.50	£0.10	£2.40	£2.50	£0.10

- Off-Peak PAYG fares apply on all rail services at all times other than those indicated above for peak fares.
- Where TfL fares apply, the off-peak fare is also charged for PAYG journeys starting between 16:00 to 19:00 Monday to Friday and ending in Zone 1.
- A flat child fare of £0.75 will apply in 2014, as in 2013.

Annex Table A2: Zones 1 to 6: Cash fares on TfL Rail Services in 2013 and 2014

Cash	TfL single*		Change	Through Single*		Change
Zones	Current	Jan-14		Current	Jan-14	
Adult						
1	£4.50	£4.70	£0.20	£5.50	£5.70	£0.20
12	£4.50	£4.70	£0.20	£5.50	£5.70	£0.20
123	£4.50	£4.70	£0.20	£6.70	£7.00	£0.30
1234	£5.50	£5.70	£0.20	£6.70	£7.00	£0.30
12345	£5.50	£5.70	£0.20	£7.70	£8.00	£0.30
123456	£5.50	£5.70	£0.20	£9.00	£9.40	£0.40
2,3,4,5,6	£4.50	£4.70	£0.20	£4.50	£4.70	£0.20
23,34,45,56	£4.50	£4.70	£0.20	£4.50	£4.70	£0.20
234,345,456	£4.50	£4.70	£0.20	£5.00	£5.20	£0.20
2345,3456	£5.50	£5.70	£0.20	£5.50	£5.70	£0.20
23456	£5.50	£5.70	£0.20	£5.50	£5.70	£0.20

*Child fares will be half the adult fare in 2014, as in 2013

Annex Table A3: Zones 1 to 6: Travelcard prices in 2013 and 2014

Travelcard	One Day Anytime ^{1,3}		Change	One Day Off-Peak ^{2,3,4}		Change	7 Day ¹		Change
Zones	Current	Jan-14		Current	Jan-14		Current	Jan-14	
Adult									
1									
12	£8.80	£9.20	£0.40	£7.30	Withdrawn	n/a	£30.40	£31.60	£1.20
123							£35.60	£37.00	£1.40
1234	£11.00	£11.40	£0.40	£8.00	Withdrawn	n/a	£43.60	£45.40	£1.80
12345							£51.80	£54.00	£2.20
123456	£16.40	£17.00	£0.60	£8.90	£8.90	-	£55.60	£58.00	£2.40
2,3,4,5,6									
23,34,45,56							£23.00	£24.00	£1.00
234,345,456							£25.20	£26.20	£1.00
2345,3456							£30.20	£31.40	£1.20
23456							£38.00	£39.60	£1.60

1. Child One Day Anytime and 7 Day prices will be half the adult rate in 2014, as in 2013.

2. A child Off-Peak Travelcard covering Zones 1 to 6 will be £3.60 in 2014, compared to £3.40 in 2013. The child off-peak Oyster cap for Zones 1 to 6 will increase from £1.50 to £1.60.

3. Oyster day caps will remain unchanged in 2013 at 2012 prices.

4. Off-peak Day Travelcards are valid for journeys starting after 09:30 Monday to Friday or at any time at weekends or on public holidays.

Annex Table A4: Zones 7 to 9¹: PAYG and cash single fares in 2013 and 2014

Zones	PAYG Single						Cash Single		
	Peak		Change	Off-Peak ²		Change			Change
	Current	Jan-14		Current	Jan-14		Current	Jan-14	
Adult									
1 to 7	£5.50	£5.50	£0.00	£3.90	£3.90	£0.00	£6.70	£7.00	£0.30
2 to 7	£3.90	£3.90	£0.00	£2.70	£2.70	£0.00	£5.50	£5.70	£0.20
3 to 7	£3.30	£3.30	£0.00	£1.60	£1.60	£0.00	£5.50	£5.70	£0.20
4 to 7	£2.70	£2.70	£0.00	£1.60	£1.60	£0.00	£4.50	£4.70	£0.20
5 to 7, 6 to 8 or 9	£2.20	£2.20	£0.00	£1.60	£1.60	£0.00	£4.50	£4.70	£0.20
1 to 8 or 9	£6.70	£6.70	£0.00	£3.90	£3.90	£0.00	£7.80	£8.10	£0.30
2 to 8 or 9	£4.50	£4.50	£0.00	£2.70	£2.70	£0.00	£6.70	£7.00	£0.30
3 to 8 or 9	£3.90	£3.90	£0.00	£1.60	£1.60	£0.00	£5.50	£5.70	£0.20
4 to 8 or 9	£3.30	£3.30	£0.00	£1.60	£1.60	£0.00	£5.50	£5.70	£0.20
5 to 8 or 9	£2.70	£2.70	£0.00	£1.60	£1.60	£0.00	£4.50	£4.70	£0.20
6 to 6 or 7, 7 to 7 or 8, 8 to 8 or 9, 9 to 9	£1.60	£1.60	£0.00	£1.50	£1.50	£0.00	£4.50	£4.70	£0.20
7 to 9	£1.70	£1.70	£0.00	£1.50	£1.50	£0.00	£4.50	£4.70	£0.20
Child									
1 to 7	£1.10	£1.10	£0.00	£1.10	£1.10	£0.00	£3.30	£3.50	£0.20
2 to 7	£0.80	£0.80	£0.00	£0.75	£0.75	£0.00	£2.70	£2.80	£0.10
3 to 7	£0.80	£0.80	£0.00	£0.75	£0.75	£0.00	£2.70	£2.80	£0.10
4 to 7	£0.80	£0.80	£0.00	£0.75	£0.75	£0.00	£2.20	£2.30	£0.10
5 to 7, 6 to 8 or 9	£0.80	£0.80	£0.00	£0.75	£0.75	£0.00	£2.20	£2.30	£0.10
1 to 8 or 9	£1.65	£1.65	£0.00	£1.10	£1.10	£0.00	£3.90	£4.00	£0.10
2 to 8 or 9	£1.10	£1.10	£0.00	£1.10	£1.10	£0.00	£3.30	£3.50	£0.20
3 to 8 or 9	£0.80	£0.80	£0.00	£0.75	£0.75	£0.00	£2.70	£2.80	£0.10
4 to 8 or 9	£0.80	£0.80	£0.00	£0.75	£0.75	£0.00	£2.70	£2.80	£0.10
5 to 8 or 9	£0.80	£0.80	£0.00	£0.75	£0.75	£0.00	£2.20	£2.30	£0.10
6 to 6 or 7, 7 to 7 or 8, 8 to 8 or 9, 9 to 9	£0.80	£0.80	£0.00	£0.75	£0.75	£0.00	£2.20	£2.30	£0.10
7 to 9	£0.80	£0.80	£0.00	£0.75	£0.75	£0.00	£2.20	£2.30	£0.10

1. Zones 7 to 9 comprise parts of the Metropolitan Line and parts of London Overground outside Greater London.

2. Off-peak times as indicated in notes under Table A1.

Annex Table A5: Zones 7 to 9¹: Travelcard prices in 2013 and 2014

Travelcard Zones	One Day Anytime ^{2,4}		Change	One Day Off-Peak ^{2,3,4,5}		Change	7 Day ²		Change
	Current	Jan-14		Current	Jan-14		Current	Jan-14	
Adult									
1 to 7							£60.40	£62.80	£2.40
1 to 8							£71.20	£74.20	£3.00
1 to 9	£20.40	£21.20	£0.80	£12.10	£12.60	£0.50	£79.00	£82.20	£3.20
2 to 7							£39.40	£41.00	£1.60
2 to 9							£53.60	£55.80	£2.20
4 to 7							£28.60	£29.80	£1.20
4 to 9							£48.00	£50.00	£2.00
Child									
1 to 7							£30.20	£31.40	£1.20
1 to 8							£35.60	£37.10	£1.50
1 to 9	£10.20	£10.60	£0.40	£4.50	£4.70	£0.20	£39.50	£41.10	£1.60
2 to 7							£19.70	£20.50	£0.80
2 to 9							£26.80	£27.90	£1.10
4 to 7							£14.30	£14.90	£0.60
4 to 9							£24.00	£25.00	£1.00

1. Zones 7 to 9 comprise parts of the Metropolitan Line and parts of London Overground outside Greater London.
2. Child One Day Anytime and 7 Day prices will be half the adult rate in 2013, as in 2012.
3. A child Off-Peak Travelcard covering Zones 1 to 9 will be £4.70 in 2013, compared to £4.50 in 2012. The child off-peak Oyster cap for Zones 1 to 9 will increase from £1.50 to £1.60.
4. Adult Oyster day caps and child day caps including peak travel will remain unchanged in 2014 at 2013 prices.
5. Off-peak Day Travelcards are valid for journeys starting after 09:30 Monday to Friday or at any time at weekends or on public holidays.

MAYOR OF LONDON

Sir Peter Hendy CBE

Commissioner of Transport
Transport for London
Windsor House
42-50 Victoria Street
London SW1H 0TL


Date: 19.12.13

I, BORIS JOHNSON, MAYOR OF LONDON, in exercise of the powers conferred on me by section 155(1) (c) of the Greater London Authority Act 1999 ("the Act"), and in pursuance of my duty under section 174(1) of the Act, hereby:

(i) direct Transport for London that the level and structure of fares to be charged for public passenger transport services provided by Transport for London, or by any other person in pursuance of an agreement under section 156(2) or 156 (3) of the Act, or in pursuance of a transport subsidiary's agreement, shall from 19 January 2014 be in accordance with the Schedule attached hereto;

(ii) revoke the Direction issued by me on 2 December under reference MD1243 in relation to January 2014 Fare Changes, with immediate effect.

Dated this day 19th of December 2013.



BORIS JOHNSON
MAYOR OF LONDON

Schedule A

One Day Travelcard Prices From 19 January 2014

The following tickets are valid on all London Underground, Docklands Light Railway, London Overground and TfL bus and tram services. They are also valid on National Rail services within the specified zones:

	Adult price - pence		Change (p)	Change (%)	Child price – pence*		Change (p)	Change (%)
	Current	Jan-14			Current	Jan-14		
Day Travelcard (Off-Peak)								
12	730	withdrawn	n/a	n/a	n/a	n/a	n/a	n/a
1234	800	withdrawn	n/a	n/a	n/a	n/a	n/a	n/a
123456	890	890	-	-	340	360	20	5.9
123456789	1210	1250	40	3.3	450	460	10	2.2
123456789+W	London Midland fares							
Day Travelcard (Anytime)								
12	880	900	20	2.3	440	450	20	2.3
1234	1100	1140	40	3.6	550	570	20	3.6
123456	1640	1700	60	3.7	820	850	30	3.7
123456789	2040	2100	60	2.9	1020	1050	30	2.9
123456789+W	London Midland fares							

* An all-zones Day Travelcard (Off-Peak) priced at £2 is available for children accompanying holders of certain NR Railcards.

Travelcard Season Prices From 19 January 2014

The following tickets are valid on all London Underground, Docklands Light Railway, London Overground and TfL bus and tram services. They are also valid on National Rail services within the specified zones:

	Adult price - pence		Change (p)	Change (%)	Child/16-17** price - pence		Change (p)	Change (%)
	Current	Jan-14			Current	Jan-14		
7 Day Travelcard								
12	3040	3140	100	3.3	1520	1570	50	3.3
123	3560	3680	120	3.4	1780	1840	60	3.4
1234	4360	4500	140	3.2	2180	2250	70	3.2
12345	5180	5340	160	3.1	2590	2670	80	3.1
123456	5560	5720	160	2.9	2780	2860	80	2.9
1234567	6040	6220	180	3.0	3020	3110	90	3.0
12345678	7120	7340	220	3.1	3560	3670	110	3.1
123456789	7900	8140	240	3.0	3950	4070	120	3.0
123456789+W	London Midland fares							
23,34,45,56	2300	2360	60	2.6	1150	1180	30	2.6
234,345,456	2520	2600	80	3.2	1260	1300	40	3.2
2345,3456	3020	3120	100	3.3	1510	1560	50	3.3
23456	3800	3920	120	3.2	1900	1960	60	3.2
234567	3940	4060	120	3.0	1970	2030	60	3.0
23456789+W	5360	5520	160	3.0	2680	2760	80	3.0
4567	2860	2940	80	2.8	1430	1470	40	2.8
456789	4800	4940	140	2.9	2400	2470	70	2.9
456789+W	4800	4940	140	2.9	2400	2470	70	2.9

* Monthly Travelcard season prices are 3.84 times the 7-Day price (rounded up to 10p multiples).

Adult Annual Travelcard season prices are 40 times the 7-Day price.

** Child rate 7 Day and longer period Travelcards are also available to 16-17 year old photocard holders.

Travelcard Season Prices From 19 January 2014 (continued)

Valid photocard holders on the TfL 18+ student scheme are eligible for a Discount Travelcard at 30% off the adult Travelcard rate as shown below:

	Current price - pence	Jan-14 price - pence	Change (p)	Change (%)
Discount Travelcard 7 Day Season				
12	2120	2190	70	3.3
123	2490	2570	80	3.2
1234	3050	3140	90	3.0
12345	3620	3730	110	3.0
123456	3890	4000	110	2.8
1234567	4220	4350	130	3.1
12345678	4980	5130	150	3.0
123456789	5520	5690	170	3.1
123456789+W	<i>London Midland fares</i>			
23,34,45,56	1600	1650	50	3.1
234,345,456	1760	1820	60	3.4
2345,3456	2110	2180	70	3.3
23456	2660	2740	80	3.0
234567	2750	2840	90	3.3
23456789+W	3750	3860	110	2.9
4567	2000	2050	50	2.5
456789+W	3350	3450	100	3.0

Monthly Travelcard season prices are 3.84 times the 7-Day price (rounded up to 10p multiples).
Adult Annual Travelcard season prices are 40 times the 7-Day price.

Underground Ticket Prices From 19 January 2014

The following tickets are valid on all London Underground, Docklands Light Railway and London Overground services and National Rail services where LU fares apply.

Ticket/Zones	Adult Price - pence		Change (p)	Change (%)	Child Price - pence		Change (p)	Change (%)
	Current	Jan-14			Current	Jan-14		
Underground Single								
12	450	470	20	4.4	220	230	10	4.5
123	450	470	20	4.4	220	230	10	4.5
1234	550	570	20	3.6	270	280	10	3.7
12345	550	570	20	3.6	270	280	10	3.7
123456	550	570	20	3.6	270	280	10	3.7
1234567	670	700	30	4.5	330	350	20	6.1
123456789	780	810	30	3.8	390	400	10	2.6
12345678W	London Midland fares							
234	450	470	20	4.4	220	230	10	4.5
23456	550	570	20	3.6	270	280	10	3.7
234567	550	570	20	3.6	270	280	10	3.7
23456789	670	700	30	4.5	330	350	20	6.1
345	450	470	20	4.4	220	230	10	4.5
3456789	550	570	20	3.6	270	280	10	3.7
4567	450	470	20	4.4	220	230	10	4.5
456789	550	570	20	3.6	270	280	10	3.7
56789	450	470	20	4.4	220	230	10	4.5

Return tickets will be charged at twice the single ticket price

Tube-Train Zonal fares

These tickets allow unlimited interchange between London Underground, Docklands Light Railway, London Overground and National Rail services for a single journey within the specified zones.

Zones	Adult Single Price - pence		Change		Child Single Price - pence		Change	
	Current	Jan-14	(p)	(%)	Current	Jan-14	(p)	(%)
1 inc Z1	550	570	20	3.6	275*	285*	10	3.6
2 inc Z1	550	570	20	3.6	275*	285*	10	3.6
3 inc Z1	670	700	30	4.5	335*	350	15	4.5
4 inc Z1	670	700	30	4.5	335*	350	15	4.5
5 inc Z1	770	800	30	3.9	385*	400	15	3.9
6 inc Z1	900	940	40	4.4	450	470	20	4.4
1 exc Z1	450	470	20	4.4	225*	235*	10	4.4
2 exc Z1	450	470	20	4.4	225*	235*	10	4.4
3 exc Z1	500	520	20	4.0	250	260	10	4.0
4 exc Z1	550	570	20	3.6	275*	285*	10	3.6
5 exc Z1	550	570	20	3.6	275*	285*	10	3.6

* 5p less when sold at LU ticket offices or machines.

Return tickets are charged at twice the single price. The appropriate One Day Travelcard will be issued instead of a return ticket where cheaper.

Oyster 'pay as you go' fares on TfL rail services (continued)

The following prices will apply for Oyster 'pay as you go' single journeys on all London Underground, Docklands Light Railway and London Overground services:

Ticket/Zones	Oyster 'pay as you go' Peak* - pence		Change (p)	Change (%)	Oyster 'pay as you go' Off-Peak* - pence		Change (p)	Change (%)
	Current	Jan-14			Current	Jan-14		
Child								
1	80	80	-	-	75	75	-	-
12	80	80	-	-	75	75	-	-
123	80	80	-	-	75	75	-	-
1234	80	80	-	-	75	75	-	-
12345	80	80	-	-	75	75	-	-
123456	80	80	-	-	75	75	-	-
1234567	110	115	5	4.5	110	110	-	-
12345678	165	170	5	3.0	110	110	-	-
123456789	165	170	5	3.0	110	110	-	-
12345678W	<i>London Midland fares</i>							
Euston (NR) - W	<i>London Midland fares</i>							
2, 3, 4, 5, 6	80	80	-	-	75	75	-	-
23, 34, 45, 56	80	80	-	-	75	75	-	-
234, 345, 456	80	80	-	-	75	75	-	-
2345, 3456	80	80	-	-	75	75	-	-
23456	80	80	-	-	75	75	-	-
234567	80	80	-	-	75	75	-	-
2345678	110	115	5	4.5	110	110	-	-
23456789	110	115	5	4.5	110	110	-	-
2345678W	110	115	5	4.5	110	110	-	-
34567	80	80	-	-	75	75	-	-
3456789	80	80	-	-	75	75	-	-
345678W	80	80	-	-	75	75	-	-
4567	80	80	-	-	75	75	-	-
456789	80	80	-	-	75	75	-	-
45678W	80	80	-	-	75	75	-	-
567	80	80	-	-	75	75	-	-
56789	80	80	-	-	75	75	-	-
5678W	80	80	-	-	75	75	-	-
67	80	80	-	-	75	75	-	-
6789	80	80	-	-	75	75	-	-
678W	80	80	-	-	75	75	-	-
7	80	80	-	-	75	75	-	-
78	80	80	-	-	75	75	-	-
789	80	80	-	-	75	75	-	-
78W	80	80	-	-	75	75	-	-
89	80	80	-	-	75	75	-	-
8W	80	80	-	-	75	75	-	-

* The Peak fare is charged for journeys starting between 06:30 and 09:30 and between 16:00 and 19:00 on normal weekdays. The Off-Peak fare applies to weekday journeys outside these times and at any time at weekends and on bank holidays. The Off-Peak fare also applies for journeys starting between 16:00 and 19:00 on normal weekdays that start outside of Zone 1 and terminate in Zone 1. Off-Peak fares will also apply at other times for certain journeys between Euston (NR) and Watford Junction, including intermediate stations.

Oyster 'pay as you go' fares on TfL rail services (continued)

The following prices will apply for Oyster 'pay as you go' single journeys on all London Underground, Docklands Light Railway and London Overground services:

Ticket/Zones	Oyster 'pay as you go' Peak* - pence		Change (p)	Change (%)	Oyster 'pay as you go' Off-Peak* - pence		Change (p)	Change (%)
	Current	Jan-14			Current	Jan-14		
16-17 and JCP								
1	105	110	5	4.8	105	110	5	4.8
12	140	140	-	-	105	110	5	4.8
123	160	160	-	-	135	135	-	-
1234	190	190	-	-	135	135	-	-
12345	230	230	-	-	150	150	-	-
123456	250	250	-	-	150	150	-	-
1234567	275	275	-	-	195	195	-	-
12345678	335	335	-	-	195	195	-	-
123456789	335	335	-	-	195	195	-	-
123456W	London Midland fares							
Euston (NR) - W	London Midland fares							
2, 3, 4, 5, 6	80	80	-	-	75	75	-	-
23, 34, 45, 56	80	80	-	-	75	75	-	-
234, 345, 456	115	115	-	-	75	75	-	-
2345, 3456	135	135	-	-	75	75	-	-
23456	135	135	-	-	75	75	-	-
234567	195	195	-	-	135	135	-	-
2345678	225	225	-	-	135	135	-	-
23456789	225	225	-	-	135	135	-	-
2345678W	225	225	-	-	135	135	-	-
34567	165	165	-	-	80	80	-	-
3456789	195	195	-	-	80	80	-	-
345678W	195	195	-	-	80	80	-	-
4567	135	135	-	-	80	80	-	-
456789	165	165	-	-	80	80	-	-
45678W	165	165	-	-	80	80	-	-
567	110	110	-	-	80	80	-	-
56789	135	135	-	-	80	80	-	-
5678W	135	135	-	-	80	80	-	-
67	80	80	-	-	75	75	-	-
6789	110	110	-	-	80	80	-	-
678W	110	110	-	-	80	80	-	-
7	80	80	-	-	75	75	-	-
78	80	80	-	-	75	75	-	-
789	85	85	-	-	75	75	-	-
78W	85	85	-	-	75	75	-	-
89	80	80	-	-	75	75	-	-
8W	80	80	-	-	75	75	-	-

* The Peak fare is charged for journeys starting between 06:30 and 09:30 and between 16:00 and 19:00 on normal weekdays. The Off-Peak fare applies to weekday journeys outside these times and at any time at weekends and on bank holidays. The Off-Peak fare also applies for journeys starting between 16:00 and 19:00 on normal weekdays that start outside of Zone 1 and terminate in Zone 1. Off-Peak fares will also apply at other times for certain journeys between Euston (NR) and Watford Junction, including intermediate stations.

Oyster 'pay as you go' caps

The following daily caps apply where any Oyster 'pay as you go' travel is made on TfL rail (apart from Tram) or National Rail services, with or without bus and tram travel in addition.

Ticket/Zones	Oyster 'pay as you go' Peak* - pence		Change (p)	Change (%)	Oyster 'pay as you go' Off-Peak* - pence		Change (p)	Change (%)
	Current	Jan-14			Current	Jan-14		
Adult and 16-17								
12	840	840	-	-	700	700	-	-
123	1060	1060	-	-	770	770	-	-
1234	1060	1060	-	-	770	770	-	-
12345	1580	1580	-	-	850	850	-	-
123456	1580	1580	-	-	850	850	-	-
123456789	1960	1960	-	-	1160	1160	-	-
123456789+W	London Midland fares							
Child								
12	420	420	-	-	150	150	-	-
123	530	530	-	-	150	150	-	-
1234	530	530	-	-	150	150	-	-
12345	790	790	-	-	150	150	-	-
123456	790	790	-	-	150	150	-	-
123456789	980	980	-	-	150	150	-	-
123456789+W	London Midland fares							
JCP								
12	420	420	-	-	350	350	-	-
123	530	530	-	-	385	385	-	-
1234	530	530	-	-	385	385	-	-
12345	790	790	-	-	425	425	-	-
123456	790	790	-	-	425	425	-	-
123456789	980	980	-	-	580	580	-	-
123456789+W	London Midland fares							

* The Off-Peak cap applies for journeys made on the same day entirely within the following hours:

- Mondays to Fridays: from 0930 and starting before 0430 the following day
- Saturdays, Sundays and public holidays: from 0430 and starting before 0430 the following day.

On normal weekdays the Peak cap will apply if any journey is started between 0430 and 0930 if this gives the lowest cost. The Off-Peak cap plus the separate fares for any journeys starting between 0430 and 0930 will be charged if the total cost is less than the Peak cap.

Bus and Tram tickets

The following tickets are valid on all TfL bus and tram services:

	Adult price - pence		Change	Change
	Current	Jan-14	(p)	(%)
Bus/Tram Single				
Any journey	240	240	-	-

7 Day Bus Pass All zones	Price - pence		Change	Change
	Current	Jan-14	(p)	(%)
Adult	1960	2020	60	3.1
18+ Student scheme	1370	1410	40	2.9
16-17, JCP and Bus & Tram Discount scheme	980	1010	30	3.1

Monthly bus season prices are 3.84 * 7-Day price (rounded up to 10p multiples). Annual season prices are 40 * 7-Day price. 18+ Student bus season prices are calculated to ensure at least a 30% discount is given on equivalent adult bus seasons for all periods.

Oyster 'pay as you go' Any bus/tram journey	Price - pence		Change	Change
	Current	Jan-14	(p)	(%)
Adult	140	145	5	3.6
16-17, JCP and Bus & Tram Discount scheme	70	70	-	-

The following daily caps apply where Oyster 'pay as you go' travel is made on TfL bus or tram services only:

Bus and tram Oyster 'pay as you go' cap All journeys	Price - pence		Change	Change
	Current	Jan-14	(p)	(%)
Adult	440	440	-	-
16-17, JCP and Bus & Tram Discount scheme	220	220	-	-

The cap is the maximum cost for all journeys made during a 24 period from 0430 and before 0430 the following day using TfL bus and tram services only.

Emirates Air Line tickets

The following tickets are valid on the Emirates Air Line:

	Adult price - pence		Change (p)	Change (%)	Child price - pence		Change (p)	Change (%)
	Current	Jan-14			Current	Jan-14		
Single - Full Fare	430	440	10	2.3	220	230	10	4.5
Single - Discount	320	330	10	3.1	160	170	10	6.3
Return - Full Fare	860	880	20	2.3	440	460	20	4.5
Return - Discount	640	660	20	3.1	320	340	20	6.3
Multi-trip fare	160	160	-	-	80	80	-	-
Experience package - Full Fare	n/a	1000	-	-	n/a	600	-	-
Experience package - Discount	n/a	780	-	-	n/a	480	-	-

Discount fares apply to holders of any Day Travelcard or Oyster card, including Oyster PAYG users.

Multi-trip fares apply to 10-journey Boarding Passes or Oyster PAYG users who make 5 or more journeys in a calendar week.

The Experience package includes a return fare, an observation guide and entry to the Emirates Aviation Experience.

GREATER LONDON AUTHORITY

REQUEST FOR MAYORAL DECISION – MD1299

Title: January 2014 Fare Changes

Executive Summary:

This paper sets out Transport for London's (TfL's) revised fare change proposals to be implemented from 19 January 2014. The proposals will reduce TfL fares marginally in real terms relative to the 3.1% annual increase in the Retail Price Index (RPI) in the benchmark month of July 2013. The revised changes to fares are expected to raise £100m per year for TfL, an increase of 2.7%. The Travelcard season price increases reflect the link with National Rail fares and the latest guidance from the Secretary of State for Transport that regulated NR fares overall should rise in line with RPI in January 2014. The one day bus cap and all the One Day multi-mode caps are all frozen to provide a better deal for part-time workers and commuters. On the Underground all single fares are frozen except for the Zone 1 fare and the off-peak Zones 1 to 2 fare, which increase by 10p. Overall PAYG fares go up by 1.8%. The bus PAYG single fare increases by 5p to 145p, while the Bus & Tram Pass season price increases by 3.1%, the bus cash single fare and the One Day Bus cap are frozen. The One Day Travelcard range is simplified, with certain off-peak tickets withdrawn. All the One Day caps are maintained to promote switching to Oyster and Contactless Payment.

Decision:

The Mayor:

- (i) Approves the proposed revisions to TfL fares to be implemented from 19 January 2014 as set out below; and
- (ii) Signs the attached Direction to TfL issued pursuant to the power in section 155 (1)(c) of the Greater London Authority Act 1999 to:
 - (a) Implement these fares from 19 January 2014; and
 - (b) Revoke the Direction in MD 1243 issued on 2 December in relation to January 2014 Fare Changes with immediate effect.

Mayor of London

I confirm that I do not have any disclosable pecuniary interests in the proposed decision, and take the decision in compliance with the Code of Conduct for elected Members of the Authority.

The above request has my approval.

Signature:



Date: 19.12.13

PART I - NON-CONFIDENTIAL FACTS AND ADVICE TO THE MAYOR

Decision required – supporting report

1. Introduction and background

- 1.1 The TfL Business Plan to 2014/15, developed during Summer 2012 and approved by the TfL Board in December 2012, assumed that fares would increase over the then-current spending review period (i.e. to 2014/15) by RPI+2%. However, the government announced in November 2012 that additional funding would be made available to enable the fare increase in January 2013 and January 2014 to be held down to RPI+1%. The Train Operating Companies (TOCs) were also directed by the Department for Transport to hold down the increase in their regulated fares, including the Travelcard, to RPI+1% in January 2013 and January 2014.
- 1.2 Subsequently, TfL's Business Plan adopted an ongoing assumption of RPI+1% fares, rather than the previously-assumed RPI+2%, and an anticipated grant reduction from 2015/16. The reduction in income this caused was offset through TfL's ambitious savings programme: over £5bn of unsecured savings, including the new £3.3bn New Savings Programme, and an additional £1.1bn of Commercial Development. Delivery of these efficiencies and income remains a key challenge, but allowed TfL to continue to assume RPI+1%.
- 1.3 The draft TfL Business Plan assumed annual fares increases of RPI+1% in future years. However, as a one-off measure prompted by current pressures on the cost of living, the draft Plan assumes an increase in fares on TfL services overall of 3.1% in January 2014, which is in line with the benchmark RPI of 3.1% in July 2013. In the light of the Chancellor's 2013 Autumn statement, the January 2014 increase has been further reduced to 2.7% overall, including the effect of freezing Travelcard prices in real terms.
- 1.4 TfL's new Business Plan includes a reduced grant from 2015/16: a reduction of £222m against a baseline of the DfT having held TfL's grant flat. Last year TfL expected a grant cut and adopted the additional efficiencies and commercial development described above, as well as drawing down from cash reserves, to offset the impact when the Department of Transport announced its final settlement. TfL also de-scoped some non-critical investment to meet the grant reduction.

Latest trends – fares income

- 1.5 The performance of fares income last year was a key element in meeting Spending Review funding targets, and was fully reflected in TfL's Budget and Business Plan published in December 2012.
- 1.6 To date in the current financial year, TfL revenues are broadly in line with Budget. Passenger numbers on both the buses and the Tube are continuing to grow and are at record levels. These positive trends are projected to continue in the short term, with the restraining effects of higher fares being offset by positive employment trends and growth in the visitor and leisure markets. Longer term revenue forecasts remain under review, and are closely tied to growth of the London economy.

Overview of proposed fare changes in January 2014

- 1.7 Detailed fare proposals for 2014 are set out below. These proposals start from the 3.1% increase in the July RPI benchmark. The overall fare increase is 2.7%, providing a marginal reduction in fares relative to the RPI benchmark. The annual revenue yields for TfL are put at around £60m for LU; £33m for bus; and £6m for London Rail.

- 1.8 Travelcard fares, One Day PAYG caps and certain PAYG fares involving National Rail are subject to agreement with the London Train Operating Companies. The proposals envisage that Anytime Day Travelcards and Travelcard Season fares generally increase by RPI in line with the current NR target for January 2014. It is proposed that adult Anytime Day PAYG caps, adult Off-Peak Day Travelcard fares and adult Off-peak Day PAYG caps are frozen. The Zones 1 to 2 and 1 to 4 variants of the Off-Peak Day Travelcard are withdrawn. All the One Day caps are maintained.

Bus and Tram fares

- 1.9 On buses and trams, fares are proposed to increase as shown in Table 1.1. The adult PAYG single fare increases from 140p to 145p; the One Day bus and tram cap remains unchanged at £4.40; the bus cash fare remains unchanged at 240p. The 7 day Bus and Tram season ticket increases from £19.60 to £20.20. Longer period bus season tickets increase in the same proportion as the 7 day ticket. The scope of concessions and discounts is unchanged.

Table 1.1: Bus and Tram fares in 2014

	2013	2014	Increase
PAYG - single	£1.40	£1.45	3.6%
PAYG - one day cap	£4.40	£4.40	0.0%
Cash - single	£2.40	£2.40	0.0%
7 Day Bus & Tram Pass	£19.60	£20.20	3.1%

- 1.10 Overall, taken with the effect of the Travelcard prices outlined below, the changes deliver a revenue yield for buses of 2.7%.

Tube, DLR and Overground fares in Zones 1-6

- 1.11 On the Underground and other TfL rail services, PAYG fares within Zone 1 in the peak or within Zones 1 to 2 off-peak are increased by 10p. All other fares are frozen, as shown in Table 1.2.

Table 1.2: adult PAYG fares on TfL rail services

	2013		2014		Increase	
	Peak	Off-peak	Peak	Off-peak	Peak	Off-peak
Zones inc Zone 1						
1	£2.10	£2.10	£2.20	£2.20	4.8%	4.8%
2	£2.80	£2.10	£2.80	£2.20	0.0%	4.8%
3	£3.20	£2.70	£3.20	£2.70	0.0%	0.0%
4	£3.80	£2.70	£3.80	£2.70	0.0%	0.0%
5	£4.60	£3.00	£4.60	£3.00	0.0%	0.0%
6	£5.00	£3.00	£5.00	£3.00	0.0%	0.0%
Zones exc Zone 1						
1	£1.60	£1.50	£1.60	£1.50	0.0%	0.0%
2	£1.60	£1.50	£1.60	£1.50	0.0%	0.0%
3	£2.30	£1.50	£2.30	£1.50	0.0%	0.0%
4	£2.70	£1.50	£2.70	£1.50	0.0%	0.0%
5	£2.70	£1.50	£2.70	£1.50	0.0%	0.0%

- 1.12 The flat child off-peak PAYG fare, which applies by agreement also to National Rail journeys, remains at 75p. The off-peak cap, which is priced as two singles, also remains at 150p. The child peak LU PAYG fare is unchanged at 80p – half the minimum adult peak fare.

- 1.13 The PAYG fares being adopted by the Train Operators are shown for information in Table A1 in the Annex, together with the associated Train-Tube PAYG fares. The PAYG through fares are priced as the sum of the Train Operators' own PAYG fares plus add-on amounts for through travel. Under the PAYG Agreement with the Operators, the add-on amounts can only be less than the minimum TfL PAYG fare if the Operators agree.
- 1.14 In the case of the non-Zone 1 Train-Tube PAYG fares, the Operators have consented to the add-ons remaining unchanged at zero in 2014. In the case of the Train-Tube PAYG fares involving Zone 1, the Operators have specified revised add-on amounts for 2014. These are equal to the 2014 TfL minimum fares in the peak and off-peak. As a result, the add-on amounts involving Zone 1 typically increase by 10p to £1.60 in the peak and to £1.50 in the off-peak.
- 1.15 As shown in Table A1, the Train Operators' new fares and the revisions to the add-on amounts, mean that the PAYG peak 1-6 Train-Tube fare increases from £7.20 to £7.50 and the off-peak fare from £4.90 to £5.10. These two fares will continue to determine the peak and off-peak entry and exit charges for all rail PAYG journeys.
- 1.16 The Oyster card deposit remains unchanged at £5.

Cash fares in Zones 1-6

- 1.17 The £4.50 and £5.50 adult Tube cash fares, which are now used by just 1% of Tube users, increase by 20p to £4.70 and £5.70 respectively. Child cash fares for the under 16s remain at half the adult fares. (The under 11s travel free on TfL rail services.)
- 1.18 Cash through fares to NR services within the zones increase by similar percentages. Full details are set out in Table A2 in the Annex.

One Day Travelcards and related price caps in Zones 1-6

- 1.19 Table 1.3 below sets out adult Day Travelcard and cap prices. See also Table A3 in the Annex.

Table 1.3: One Day Travelcards and caps

	One Day Travelcards			One Day caps		
	2013	2014	Increase	2013	2014	Increase
Anytime						
1-2	£8.80	£9.00	2.3%	£8.40	£8.40	0.0%
1-4	£11.00	£11.40	3.6%	£10.60	£10.60	0.0%
1-6	£16.40	£17.00	3.7%	£15.80	£15.80	0.0%
Off-peak						
1-2	£7.30	Withdrawn	n/a	£7.00	£7.00	0.0%
1-4	£8.00	Withdrawn	n/a	£7.70	£7.70	0.0%
1-6	£8.90	£8.90	0.0%	£8.50	£8.50	0.0%

- 1.20 Anytime Day Travelcards increase by 3.1% on average. The Zones 1 to 6 Off-peak Day Travelcard is frozen, whilst the Zones 1 to 2 and 1 to 4 Off-peak Day Travelcards are withdrawn. These changes have been agreed with the Train Companies.
- 1.21 The Companies have also agreed that the adult PAYG one day caps corresponding to the one day Travelcards above are frozen in 2014 at 2013 prices. This will encourage migration from printed tickets which are expensive to retail and prone to fraud and misuse.

- 1.22 Child One Day Anytime Travelcards and caps will remain at half the adult price. The price of the printed child Off-peak Travelcard aimed at the visitor market increases from £3.40 to £3.60. The off-peak child cap available through the Zip card is frozen at 150p.
- 1.23 The overall increase in PAYG and One Day Travelcard fares in 2014 is 2.4%

Travelcard season tickets in Zones 1-6

- 1.24 Travelcard season ticket prices increase as shown in Table 1.4 and Table A3 in the Annex. These increases have been agreed with the Train Companies. The adult fares shown are always rounded to 20p to enable the half price child fares to be set as multiples of 10p. Due to the rounding of individual fare values the overall increase is 3.2%.

Table 1.4: Travelcard seasons – Adult 7 Day ticket prices

	2013	2014	Increase
Zones inc Zone 1			
2	£30.40	£31.40	3.3%
3	£35.60	£36.80	3.4%
4	£43.60	£45.00	3.2%
5	£51.80	£53.40	3.1%
6	£55.60	£57.20	2.9%
Zones exc Zone 1			
2	£23.00	£23.60	2.6%
3	£25.20	£26.00	3.2%
4	£30.20	£31.20	3.3%
5	£38.00	£39.20	3.2%

Concessions and discounts on TfL Rail services

- 1.25 The Train Companies have agreed to offer holders of 16 plus Zip cards half price PAYG from January 2014, aligning their fares with the concession already available on TfL Rail services. The daily PAYG caps for holders of 16 plus Zip cards are also reduced to half the adult rate. Otherwise the scope of all fare concessions on TfL Rail services is unchanged in 2014.

Fares outside Zones 1 to 6 on TfL Rail services from 19 January 2014

- 1.26 Fares on TfL rail services beyond Greater London involving Zones 7 to 9 increase in line with fares in Zones 1-6. Both adult and child PAYG single fares are frozen. Cash fares increase by up to 30p. Full details are given in Table A4 in the Annex.
- 1.27 Travelcards with coverage in Zones 7 to 9 increase by an average of 3.1%. Full details are given in Table A5 in the Annex.

Emirates Airline

- 1.28 Proposed fares for the Emirates Airline are shown in Table 1.5 below. The overall increase is 3.2%.

Table 1.5: Emirates Airline - adult ticket prices

Fare	Cash / Discount	2013	2014	Increase
Adult Single	Full rate	£4.30	£4.40	2.3%
	Discount & Oyster PAYG	£3.20	£3.30	3.1%
Child Single	Full rate	£2.20	£2.30	4.5%
	Discount & Oyster PAYG	£1.60	£1.70	6.2%
Adult	Multi trip/Oyster regular user	£1.60	£1.60	-

1.29 The scope of all discounts is unchanged.

2. Objectives and expected outcomes

2.1 The Mayor is under a statutory duty to develop and implement policies for the promotion and encouragement of safe, integrated, efficient and economic transport facilities and services to, from and within Greater London. The Mayor's Transport Strategy (MTS) contains the Mayor's policies and proposals for doing this. Overall, the fare proposals aim to ensure that fare policy fully supports the objectives and policy criteria set out in the MTS. The one-off increase of 2.7% proposed for January 2014, below the benchmark July 2013 RPI increase, has been prompted by current pressures on the cost of living. The revised fare changes will continue to sustain the transport investment programme needed to support the delivery of the objectives of the London Plan.

3. Other considerations

a) Links to Strategies and Strategic Plan

3.1 The MTS highlights the importance of improving transport opportunity for all Londoners and, in doing so, ensuring that the costs of transport remain affordable. All concessions for the less well off on buses are being maintained, along with the free travel concessions for the under 18s.

3.2 On the Tube and other TfL Rail services, all concessions are also being maintained.

b) Impact Assessments and Consultation

3.3 Under section 149 of the Equality Act 2010, as public authorities, the Mayor and TfL must have 'due regard' to the need to eliminate unlawful discrimination, harassment and victimisation as well as to advance equality of opportunity and foster good relations between people who share a protected characteristic and those who do not. Protected characteristics under the Equality Act cover age, disability, gender re-assignment, pregnancy and maternity, race, religion or belief, sex, sexual orientation, marriage or civil partnership status (duty to eliminate unlawful discrimination only). The duty applies to the Mayor's duty to direct TfL as to the general level and structure of fares under the GLA Act 1999.

3.4 In the present case, the primary aim is to ensure that sufficient financial resources are available to fund key projects and services. The new fares are projected to increase TfL revenue by some £115m per annum. The new fares will help support TfL's investment programme which is predominantly focused at enhancing and extending the public transport network. The direct impact on public transport ridership will be small. Both bus and Tube passenger journeys are projected to increase in 2014.

3.5 TfL has identified seven groups of Londoners (listed below) who typically face increased barriers to public transport use:

- **BAME** Londoners have a younger age profile than white Londoners, are more likely to live in low income households and are more likely to cite barriers to transport.
- **Women** tend to be the primary carer at home so are less likely to be in full-time employment and more frequently cite affordability as a barrier to transport.

- **Older Londoners** are more likely to be retired, and therefore many live on low incomes. They also are more likely to be white and/or disabled. For older and disabled Londoners, the greatest barrier to transport is concern over antisocial behaviour, while for all other groups it is overcrowding.
- **Younger Londoners** are less likely to be disabled but more likely to be from a BAME community.
- **Disabled Londoners** tend to be older and are more likely to be white, women or retired. They are also more likely to live on low household incomes. Disabled and older Londoners are more likely to experience difficulties relating to physical accessibility.
- **Londoners on low incomes.** These tend to be women and older, BAME and disabled people, and those not in work. This largely reflects working status, though the causes of low income are tied to education, qualifications, health and, in some cases, transport.
- **The LGB community.** Men form the greater part of the LGB community, which is in contrast to the general population. LGB Londoners also tend to be younger and have said hate crime is a concern for them.

3.6 Key issues across these groups are:

- **Travelling around the Capital.** On average, Londoners make 2.45 trips per weekday. However, for the equality groups covered above, the average number is lower with, for example, BAME Londoners making 2.25 trips per weekday. The exception is women who make a greater number (2.56) of short trips per weekday, on average.
- **Cost of fares.** For many, the affordability of fares is also a significant issue. Half of Londoners have an Oyster card, although this figure is lower among younger, older, low-income and/or disabled people. These groups may be more likely to benefit from other travel concessions or discounted fares. The bus is the most popular form of public transport in all equality groups. It is particularly important for women, BAME Londoners, those on low incomes and younger people. For some, the cost of travelling may encourage higher bus use, as would the travel options available.
- **Crime and antisocial behaviour.** Concerns about crime and antisocial behaviour tend to affect the travel behaviour of women, BAME Londoners, younger people and/or those on lower incomes more so than other groups (this is particularly evident for BAME and younger Londoners). For women, these concerns are more apparent after dark (during the day they are no more concerned than men). White men are less likely to view crime and antisocial behaviour as barriers to increased public transport use.
- **Access to information.** Some people feel there is insufficient information to help them make full use of the network – this is particularly true among BAME Londoners, those on low incomes and/or disabled people. There is also evidence to suggest a low awareness of the information tools produced by TfL.

- 3.7 All current concessionary fare schemes for those less able to pay are being maintained in order to make public transport accessible to more people, and thereby offset or mitigate any detrimental impacts including those discussed above. The concessions are set out below:
- Children under 5 travel free (subject to a maximum of 4 accompanying an adult)
 - 5-10 Oyster photocard
 - 11-15 Oyster photocard
 - 16+ Oyster photocard
 - 18+ Student Oyster photocard
 - Job Centre Plus Travel Discount Card
 - Bus & Tram Discount photocard
 - Veterans Concessionary Travel
 - 60 + London Oyster photocard (men and women up to female pensionable age)
 - London Freedom Pass (men and women over female pensionable age)
- 3.8 For adult fare payers broadly similar increases are to be applied across all modes and ticket types and no significant or material equalities impacts for groups with particular protected characteristics are envisaged as being likely to arise. However the Mayor is required to consider the potential equalities impacts discussed above, and any mitigations in place, at the time a decision to direct is made in relation to the revised fare proposals in this paper. The public sector equality duty applies to a decision of the Mayor to issue a revised fares direction in relation to the revised proposals in this paper to the same extent, and with the same force, as it did to the Mayor's decision on 2 December 2013 to direct in relation to the January 2014 Fare Changes.
- 3.9 The Mayor is not required to conduct a statutory consultation on fares.
- c) Risk
- 3.10 The fare changes follow a conventional pattern. GLA officers therefore consider that implementation risks are minimal.

4. Financial comments

- 4.1. There are no direct financial implications for the GLA from these proposals.
- 4.2. Table 3.1 summarises the revenue yields for TfL from the fare changes. Overall, the fare changes increase fares, for the 67% of bus users and the 95% of Tube users who pay fares, by 2.7% on average. The bus fare changes yield some £33m and the Tube fares changes some £61m in additional revenue per annum. A further £6m will be raised by the parallel increases of London Rail fares. The proposed changes are expected to increase TfL's fares revenue by £100m per annum in 2014.

Table 3.1: Revenue yields from the 19 January 2014 fare changes

	Bus yield £m	Tube yield £m	Rail yield £m	Total Yield £m
Price effects				
Cash single	0.0	4.0	0.3	4.3
PAYG fares	23.0	23.0	2.0	48.0
PAYG cap freeze	-10.0	-5.0	-1.0	-16.0
Off-peak day Travelcards (inc switch to PAYG)	1.0	11.0	1.0	13.0
Anytime day Travelcards	0.1	2.0	0.2	2.2
Bus and Tram season tickets	9.0	-	-	9.0
Travelcard seasons	10.0	26.0	4.0	40.0
Total yield	33.1 +2.7%	61.0 +2.8%	6.5 +2.3%	100.5 2.7%

5. Legal comments

- 5.1. Under section 155(1) of the Greater London Authority Act 1999 ("the GLA Act") the Mayor may issue directions to TfL as to the manner in which it is to exercise its functions, including, under section 155(1)(c), specific directions as to the exercise of its functions. Under section 174(1) of the GLA Act, the Mayor is under a duty to exercise his powers under section 155(1) so as to ensure that the general level and structure of fares for passenger transport services (provided by TfL or other persons who provide services under agreement with TfL) are determined. The power in section 155(1) of the GLA Act includes a power to revoke a previously issued Direction. This decision is consistent with these statutory obligations.
- 5.2 Due and careful regard that is appropriate in all of the circumstances must be had, at the time this decision is made, to the equalities obligations referred to at paragraph 3.3 above.

6. Investment & Performance Board

These proposals were considered by the Investment and Performance Board in December 2013.

Appendices and supporting papers:

Annex A: Summary Fares Tables

Public access to information

Information in this form (Part 1) is subject to the Freedom of Information Act 2000 (FOI Act) and will be made available on the GLA website within one working day of approval.

If immediate publication risks compromising the implementation of the decision (for example, to complete a procurement process), it can be deferred until a specific date. Deferral periods should be kept to the shortest length strictly necessary. **Note:** This form (Part 1) will either be published within one working day after approval or on the defer date.

Part 1 Deferral:

Is the publication of Part 1 of this approval to be deferred? NO

If YES, for what reason:

Until what date: (a date is required if deferring)

Part 2 Confidentiality: Only the facts or advice considered to be exempt from disclosure under the FOI Act should be in the separate Part 2 form, together with the legal rationale for non-publication.

Is there a part 2 form – NO

ORIGINATING OFFICER DECLARATION:

Drafting officer to confirm the following (✓)

Drafting officer:

Christian van der Nest has drafted this report in accordance with GLA procedures and confirms the following have been consulted on the final decision.

✓

Assistant Director/Head of Service:

Victoria Hills has reviewed the documentation and is satisfied for it to be referred to the Sponsoring Director for approval.

✓

Sponsoring Director:

Fiona Fletcher Smith has reviewed the request and is satisfied it is correct and consistent with the Mayor's plans and priorities.

✓

Mayoral Adviser:

Isabel Dedring has been consulted about the proposal and agrees the recommendations.

✓

Advice:

The Finance and Legal teams have commented on this proposal.

✓

EXECUTIVE DIRECTOR, RESOURCES:

I confirm that financial and legal implications have been appropriately considered in the preparation of this report.

Signature

M. J. Llc

Date

19.12.13

CHIEF OF STAFF:

I am satisfied that this is an appropriate request to be submitted to the Mayor

Signature

E. L. Llc

Date

19.12.13

Annex Table A1: Zones 1 to 6: PAYG rail fares in 2013 and 2014

TfL fares apply to all journeys entirely on TfL rail services and some inter-available Train Company services. Through fares apply to journeys involving both Train Company and TfL rail services.

Peak ¹ Zones	TfL fares ²		Change	Train Company fares ³		Change	Through fares ³		Change
	Current	Jan-14		Current	Jan-14		Current	Jan-14	
Adult									
1	£2.10	£2.20	£0.10	£2.20	£2.30	£0.10	£3.70	£3.90	£0.20
12	£2.80	£2.80	£0.00	£2.40	£2.50	£0.10	£3.90	£4.10	£0.20
123	£3.20	£3.20	£0.00	£3.10	£3.20	£0.10	£4.60	£4.80	£0.20
1234	£3.80	£3.80	£0.00	£3.60	£3.70	£0.10	£5.10	£5.30	£0.20
12345	£4.60	£4.60	£0.00	£4.70	£4.80	£0.10	£6.20	£6.40	£0.20
123456	£5.00	£5.00	£0.00	£5.70	£5.90	£0.20	£7.20	£7.50	£0.30
2,3,4,5,6	£1.60	£1.60	£0.00	£1.70	£1.80	£0.10	£1.70	£1.80	£0.10
23,34,45,56	£1.60	£1.60	£0.00	£2.10	£2.20	£0.10	£2.10	£2.20	£0.10
234,345,456	£2.30	£2.30	£0.00	£2.50	£2.60	£0.10	£2.50	£2.60	£0.10
2345,3456	£2.70	£2.70	£0.00	£3.20	£3.30	£0.10	£3.20	£3.30	£0.10
23456	£2.70	£2.70	£0.00	£3.80	£3.90	£0.10	£3.80	£3.90	£0.10

- i. Peak PAYG fares apply from 06:30 to 09:30 and from 16:00 to 19:00 Monday to Friday (excluding public holidays).
- ii. A flat child fare of £0.80 will apply in 2014, as in 2013.
- iii. As in 2013, child fares will be half the Train Company adult fare in 2014.

Off-Peak ¹ Zones	TfL fares ^{2,3}		Change	Train Company fares ³		Change	Through fares ³		Change
	Current	Jan-14		Current	Jan-14		Current	Jan-14	
Adult									
1	£2.10	£2.20	£0.10	£1.70	£1.80	£0.10	£3.10	£3.30	£0.20
12	£2.10	£2.20	£0.10	£1.90	£2.00	£0.10	£3.30	£3.50	£0.20
123	£2.70	£2.70	£0.00	£2.20	£2.30	£0.10	£3.60	£3.80	£0.20
1234	£2.70	£2.70	£0.00	£2.50	£2.60	£0.10	£3.90	£4.10	£0.20
12345	£3.00	£3.00	£0.00	£2.90	£3.00	£0.10	£4.30	£4.50	£0.20
123456	£3.00	£3.00	£0.00	£3.50	£3.60	£0.10	£4.90	£5.10	£0.20
2,3,4,5,6	£1.50	£1.50	£0.00	£1.50	£1.60	£0.10	£1.50	£1.60	£0.10
23,34,45,56	£1.50	£1.50	£0.00	£1.70	£1.80	£0.10	£1.70	£1.80	£0.10
234,345,456	£1.50	£1.50	£0.00	£1.90	£2.00	£0.10	£1.90	£2.00	£0.10
2345,3456	£1.50	£1.50	£0.00	£2.20	£2.30	£0.10	£2.20	£2.30	£0.10
23456	£1.50	£1.50	£0.00	£2.40	£2.50	£0.10	£2.40	£2.50	£0.10

1 Off-Peak PAYG fares apply on all rail services at all times other than those indicated above for peak fares.

2 Where TfL fares apply, the off-peak fare is also charged for PAYG journeys starting between 16:00 to 19:00 Monday to Friday and ending in Zone 1.

3 A flat child fare of £0.75 will apply in 2014, as in 2013.

[Type text]

Cash	TfL single*		Change	Through Single*		Change
Zones	Current	Jan-14		Current	Jan-14	
Adult						
1	£4.50	£4.70	£0.20	£5.50	£5.70	£0.20
12	£4.50	£4.70	£0.20	£5.50	£5.70	£0.20
123	£4.50	£4.70	£0.20	£6.70	£7.00	£0.30
1234	£5.50	£5.70	£0.20	£6.70	£7.00	£0.30
12345	£5.50	£5.70	£0.20	£7.70	£8.00	£0.30
123456	£5.50	£5.70	£0.20	£9.00	£9.40	£0.40
2,3,4,5,6	£4.50	£4.70	£0.20	£4.50	£4.70	£0.20
23,34,45,56	£4.50	£4.70	£0.20	£4.50	£4.70	£0.20
234,345,456	£4.50	£4.70	£0.20	£5.00	£5.20	£0.20
2345,3456	£5.50	£5.70	£0.20	£5.50	£5.70	£0.20
23456	£5.50	£5.70	£0.20	£5.50	£5.70	£0.20

Annex Table A2: Zones 1 to 6: Cash fares on TfL Rail Services in 2013 and 2014

*Child fares will be half the adult fare in 2014, as in 2013

Annex Table A3: Zones 1 to 6: Travelcard prices in 2013 and 2014

Travelcard	One Day Anytime ^{1,3}		Change	One Day Off-Peak ^{2,3,4}		Change	7 Day ¹		Change
Zones	Current	Jan-14		Current	Jan-14		Current	Jan-14	
Adult									
1									
12	£8.80	£9.00	£0.20	£7.30	Withdrawn	n/a	£30.40	£31.40	£1.00
123							£35.60	£36.80	£1.20
1234	£11.00	£11.40	£0.40	£8.00	Withdrawn	n/a	£43.60	£45.00	£1.40
12345							£51.80	£53.40	£1.60
123456	£16.40	£17.00	£0.60	£8.90	£8.90	-	£55.60	£57.20	£1.60
2,3,4,5,6									
23,34,45,56							£23.00	£23.60	£0.60
234,345,456							£25.20	£26.00	£0.80
2345,3456							£30.20	£31.20	£1.00
23456							£38.00	£39.20	£1.20

1. Child One Day Anytime and 7 Day prices will be half the adult rate in 2014, as in 2013.

[Type text]

2. A child Off-Peak Travelcard covering Zones 1 to 6 will be £3.60 in 2014, compared to £3.40 in 2013. The child off-peak Oyster cap for Zones 1 to 6 is frozen at £1.50.
3. Oyster day caps will remain unchanged in 2014 at 2013 prices.
4. Off-peak Day Travelcards are valid for journeys starting after 09:30 Monday to Friday or at any time at weekends or on public holidays.

Annex Table A4: Zones 7 to 9¹: PAYG and cash single fares in 2013 and 2014

Zones	PAYG Single						Cash Single		
	Peak		Change	Off-Peak ²		Change			Change
	Current	Jan-14		Current	Jan-14		Current	Jan-14	
Adult									
1 to 7	£5.50	£5.50	£0.00	£3.90	£3.90	£0.00	£6.70	£7.00	£0.30
2 to 7	£3.90	£3.90	£0.00	£2.70	£2.70	£0.00	£5.50	£5.70	£0.20
3 to 7	£3.30	£3.30	£0.00	£1.60	£1.60	£0.00	£5.50	£5.70	£0.20
4 to 7	£2.70	£2.70	£0.00	£1.60	£1.60	£0.00	£4.50	£4.70	£0.20
5 to 7, 6 to 8 or 9	£2.20	£2.20	£0.00	£1.60	£1.60	£0.00	£4.50	£4.70	£0.20
1 to 8 or 9	£6.70	£6.70	£0.00	£3.90	£3.90	£0.00	£7.80	£8.10	£0.30
2 to 8 or 9	£4.50	£4.50	£0.00	£2.70	£2.70	£0.00	£6.70	£7.00	£0.30
3 to 8 or 9	£3.90	£3.90	£0.00	£1.60	£1.60	£0.00	£5.50	£5.70	£0.20
4 to 8 or 9	£3.30	£3.30	£0.00	£1.60	£1.60	£0.00	£5.50	£5.70	£0.20
5 to 8 or 9	£2.70	£2.70	£0.00	£1.60	£1.60	£0.00	£4.50	£4.70	£0.20
6 to 6 or 7, 7 to 7 or 8, 8 to 8 or 9, 9 to 9	£1.60	£1.60	£0.00	£1.50	£1.50	£0.00	£4.50	£4.70	£0.20
7 to 9	£1.70	£1.70	£0.00	£1.50	£1.50	£0.00	£4.50	£4.70	£0.20
Child									
1 to 7	£1.10	£1.10	£0.00	£1.10	£1.10	£0.00	£3.30	£3.50	£0.20
2 to 7	£0.80	£0.80	£0.00	£0.75	£0.75	£0.00	£2.70	£2.80	£0.10
3 to 7	£0.80	£0.80	£0.00	£0.75	£0.75	£0.00	£2.70	£2.80	£0.10
4 to 7	£0.80	£0.80	£0.00	£0.75	£0.75	£0.00	£2.20	£2.30	£0.10
5 to 7, 6 to 8 or 9	£0.80	£0.80	£0.00	£0.75	£0.75	£0.00	£2.20	£2.30	£0.10
1 to 8 or 9	£1.65	£1.65	£0.00	£1.10	£1.10	£0.00	£3.90	£4.00	£0.10
2 to 8 or 9	£1.10	£1.10	£0.00	£1.10	£1.10	£0.00	£3.30	£3.50	£0.20
3 to 8 or 9	£0.80	£0.80	£0.00	£0.75	£0.75	£0.00	£2.70	£2.80	£0.10
4 to 8 or 9	£0.80	£0.80	£0.00	£0.75	£0.75	£0.00	£2.70	£2.80	£0.10
5 to 8 or 9	£0.80	£0.80	£0.00	£0.75	£0.75	£0.00	£2.20	£2.30	£0.10
6 to 6 or 7, 7 to 7 or 8, 8 to 8 or 9, 9 to 9	£0.80	£0.80	£0.00	£0.75	£0.75	£0.00	£2.20	£2.30	£0.10
7 to 9	£0.80	£0.80	£0.00	£0.75	£0.75	£0.00	£2.20	£2.30	£0.10

1. Zones 7 to 9 comprise parts of the Metropolitan Line and parts of London Overground outside Greater London.
2. Off-peak times as indicated in notes under Table A1.

[Type text]

Annex Table A5: Zones 7 to 9¹: Travelcard prices in 2013 and 2014

Travelcard Zones	One Day Anytime ^{2,4}		Change	One Day Off-Peak ^{2,3,4,5}		Change	7 Day ²		Change
	Current	Jan-14		Current	Jan-14		Current	Jan-14	
Adult									
1 to 7							£60.40	£62.20	£1.80
1 to 8							£71.20	£73.40	£2.20
1 to 9	£20.40	£21.00	£0.60	£12.10	£12.50	£0.40	£79.00	£81.40	£2.40
2 to 7							£39.40	£40.60	£1.20
2 to 9							£53.60	£55.20	£1.60
4 to 7							£28.60	£29.40	£0.80
4 to 9							£48.00	£49.40	£1.40
Child									
1 to 7							£30.20	£31.10	£0.90
1 to 8							£35.60	£36.70	£1.10
1 to 9	£10.20	£10.50	£0.30	£4.50	£4.60	£0.10	£39.50	£40.70	£1.20
2 to 7							£19.70	£20.30	£0.60
2 to 9							£26.80	£27.60	£0.80
4 to 7							£14.30	£14.70	£0.40
4 to 9							£24.00	£24.70	£0.70

1. Zones 7 to 9 comprise parts of the Metropolitan Line and parts of London Overground outside Greater London.
2. Child One Day Anytime and 7 Day prices will be half the adult rate in 2014, as in 2013.
3. A child Off-Peak Travelcard covering Zones 1 to 9 will be £4.70 in 2014, compared to £4.50 in 2013. The child off-peak Oyster cap for Zones 1 to 9 is frozen at £1.50.
4. Adult Oyster day caps and child day caps including peak travel will remain unchanged in 2014 at 2013 prices.
5. Off-peak Day Travelcards are valid for journeys starting after 09:30 Monday to Friday or at any time at weekends or on public holidays.