

VRU Q3 2024-25 Quarterly Performance – Summary Update

Overall Performance in Q3:

Monitoring data indicates positive performance:

- Reach 70,000 Londoners in Q3 (49,000 Children & Young People)
- 32 live programmes
- 18 programmes were RAG rated Green, 6 were 'Amber' and 4 were 'Red' based on available KPI data, risks & mitigations.

Risks & Mitigations

4 programmes have been rag rated 'red'.

Most Red RAG ratings are based on the uncertainty around future funding arrangements at the time of reporting, impacting on staffing and delivery of the service (Hospital Based Youth Work, DIVERT, ENGAGE). These are currently resolved due to the recent Home Office announcements on funding.

The Social Switch programme has experienced difficulties in sustaining young person engagement. The VRU are working closely with delivery partners to address this & have developed a new delivery plan with additional work strands for the next year.

6 programmes have been RAG rated 'amber'.

Some ratings relate to concerns related to long-term funding as programmes draw to a close (IRiS 4B and PCCN), others are experiencing staffing issues (Contextual Safeguarding) and fluctuation in referrals (CAPVA and IRiS 6b).

Your Choice has surpassed the target number of young people participating in the study, however, work continues in improving the completion rate for the evaluation.

High-Level Trends – Violence:

Comparing the Rolling Year To Date (April 2024 – March 2025) with the same period in 2018/19, there has been¹:

- 23 fewer homicides (12 fewer youth homicides),
- 17 per cent fall in violence with injury offences

¹ Provided by MOPAC E&I. Crime data used in the update of this product is as recorded to the end of September 2024 and as obtained 15/11/2024. Please note that police recorded crime is liable to future change due to a number of factors; for example transfer to another force or reclassification.

February 2024 saw the implementation of CONNECT, a new crime recording system and integrated core policing IT solution which has transformed operational policing services within the MPS. With the implementation of CONNECT, there have been slight modifications in the recording of specific crime categories, such as hate crime and domestic abuse. These adjustments may result in minor variations in crime data when compared to the pre-CONNECT period.

- 38.5 per cent decrease in hospital admissions for assault by sharp object for those aged under 25²
- 16 per cent reduction in personal robbery.

² Comparing FY2023/24 with FY2018/19. Source: NHS data: April 2024- August 2024 is provisional data:
<https://digital.nhs.uk/supplementary-information/2024/hospital-admissions-for-assault-by-sharp-objects-august-2024>
[Estimates of the population for England and Wales July 2024](#)

*Due to data suppression, the U25 and 25+ hospital admissions totals do not add up to the "all" totals

Background Note: Approach to VRU Quarterly Performance Reporting

Violence Trends

High-level trends in violent crime and public health metrics are reported on at the VRU's Partnership Reference Group (PRG). This includes data on knife crime, domestic abuse and perceptions of crime and safety. This also includes the three long-term Home Office outcomes:

- Reduction in hospital admissions for assaults with knife or sharp object
- Reduction in (police recorded) knife enabled serious violence
- Reduction in all non-domestic homicides

VRU Outcomes Framework

The VRU Outcomes Focused Performance Framework groups our programmes under five priority areas, each with a long-term outcome which reflects the public health approach to violence reduction:

- **Children and young people** – Reducing harm and exploitation (9 live programmes)
- **Children and young people** – Increased Positive Opportunities (7 live programmes)
- **Families** – Increasing strong and resilient families (6 programmes)
- **Education** – Improved healthy relationships and engagement in education (3 live programmes)
- **Communities and Place** – Increased capacity in community organisations (9 programmes)




Process

- **Link to London Level VRU outcomes** - Each programme is delivering against specific, measurable, short and medium-term outcomes from the framework, with improved outcomes for children and young people being our core focus. The relationship between these and the longer-term outcomes for each priority area - and London level outcomes as a whole - is demonstrated in the logic model included in Appendix 1.
- On a quarterly basis we assess contribution towards these London Level outcomes via using our logic model approach for each priority area by providing details of:
 - **Outputs** – including reach, activities, demographics and borough of delivery
 - **Financial Performance** – progress against spend and variance against budget. We are examining the relationship of spend to outcome.
 - **Delivery Performance (KPI)** – quarterly indicators bespoke to each programme which are designed to capture the quality of provision and are measured against specific targets, allowing high level oversight.
- **Progress against outcomes** (individual and organisational):
 - Outcomes are measured through both monitoring and evaluation. Programme specific monitoring frameworks will provide quarterly updates on outcomes where appropriate.
 - Evaluation will provide a robust impact assessment.
 - Evaluations are published on our 'Evidence Hub' which group interventions by priority area.

- **Data driven performance management and continuous quality improvement:**
 - Deep dive pages in reporting showcase how we are continuously using monitoring & evaluation learning with our delivery partners to (i) identify and scale good practice, and (ii) identify challenges/ issues and provide support.

Measuring Impact: The combination of the above, and the tracking of high-level outcome indicators using police and public health administrative data described below provides a holistic demonstration of VRU performance and impact.

Appendix 1:

| Rationale: | Inputs | Activities | Outputs | (Shorter-Term) Outcomes | (Long-Term) Outcomes | Impact |
|---|---|---|--|--|---|--|
| <ul style="list-style-type: none"> The VRU was established in 2019 in response to increased levels of violence between 2014-19. Rising lack of trust in the criminal justice system and an increasing fear of violence can make stakeholder engagement challenging and reduce effectiveness of interventions. Violence in London is not evenly distributed. It is often hyper-localised, disproportionately affecting certain groups, communities and locales. VRU acts as a convener across London - violence reduction requires a collaborative, multi-agency approach across teams and communities. People are experts in their own lives, the VRU will co-design activities with communities and young people. | <p>Funding Home Office Mayoral</p> <p>Multi-disciplinary team</p> <ul style="list-style-type: none"> Expertise in education, community engagement, commissioning, youth work, local government, community safety, gender, families, Public Health Secondees from key areas: Police, housing. <p>Young People's Action Group – Youth Voice embedded in VRU team</p> <p>Research Monitoring Evaluation & Learning</p> <ul style="list-style-type: none"> Evidence & analysis of what works Strategic assessment of need Performance analysis <p>Stakeholders</p> <ul style="list-style-type: none"> Partnership Reference group Statutory partnerships- NHS, Local Authorities, Police, Public Health LA Community Safety Teams Grassroots & Community Leaders Programme Delivery Partners | <p>Programmatic activities</p> <p>Children & Young People: Reducing Harm & exploitation</p> <ul style="list-style-type: none"> Interventions working with children and young people who are at a greater risk of harm or exploitation. Provision of intensive support for young people at transition points of 'teachable' moments and ensure access to intensive support. Interventions which build awareness of harm and prevention across youth, health and statutory professionals. Work to improve organisational practice in community safety to support professionals to identify risks and provide tailored/ innovative approaches. <p>Children & Young People: Increasing Positive Opportunities</p> <ul style="list-style-type: none"> Expanding access to positive opportunities and providing development and support through training, apprenticeships, and employment. Interventions providing positive diversion at high-risk times (after school, summer holidays). Interventions promoting positive development through sport. Access to support for young people to develop essential skills both practical and socio-behavioural. Improve organisational practice to increase engagement of CYP in positive activities. <p>Families: Developing strong & resilient families</p> <ul style="list-style-type: none"> Interventions which take a 'whole family approach' to support parents and build strong family relationships. Interventions supporting improvements to organisational practice to provide support to the whole family. Creating networks for parents to share support, learning and provide feedback into policy. <p>Educational settings: Promoting engagement in education, healthy relationships and system wide inclusive practice</p> <ul style="list-style-type: none"> Interventions improving young people's experience of and engagement within educational settings. Interventions focused on improving inclusivity and adaptability to the needs of children. Awareness raising through borough sharing events and the production of supporting resources (i.e., strategic guides for inclusive practice) <p>Communities & Place</p> <ul style="list-style-type: none"> Interventions which take a 'hyper-local' approach including intensive support to specific areas affected by high and sustained levels of violence. Interventions supporting areas to build inclusive and community-led responses to violence reduction. Interventions focused on empowering & embedding capacity for communities to drive localised, sustainable responses to violence reduction. <p>Cross-Cutting Work</p> <p>Systems & sector: Working in partnership to deliver better services and improved outcomes for those affected by violence</p> <ul style="list-style-type: none"> Building evidence base on needs, risks and 'what works' to reduce violence Specific Girls & Young Women strategy & interventions implementing a gender-based approach. Identifying and promoting innovative approaches to violence reduction Leadership on youth voice in decision making Convening stakeholders and providing thought-leadership on violence reduction policy. | <p>Intensive 1:1 support for those most at risk</p> <p>Youth workers/ statutory professionals receive training and guidance relating to violence reduction</p> <p>Broad universal engagement with children and young people across London</p> <p>Accessible employment & educational opportunities</p> <p>Youth Voice built into decision-making processes</p> <p>Parents & carers are engaged in a broad range of support activities</p> <p>Schools/ colleges and universities implementing inclusive practice</p> <p>Intensive support for children at risk of exclusion</p> <p>Community Engagement & co-design built into strategy development</p> <p>Place based interventions & locally-driven violence reduction strategies</p> <p>Evidence Hub – research & evaluation of what works shared with partners</p> <p>Youth Voice best practice model</p> <p>Broad stakeholder coalition built</p> | <p>Individual</p> <ul style="list-style-type: none"> Reduction in harmful behaviour Reduced vulnerability to harm & exploitation Reduction in violent victimisation Improved knowledge of risks of harm <p>Organisational</p> <ul style="list-style-type: none"> Improved practice to prevent harm <p>Individual</p> <ul style="list-style-type: none"> Improved wellbeing Improved engagement Improved (organisational) engagement with young people Improved socio-emotional learning Improved employment opportunities <p>Organisational</p> <ul style="list-style-type: none"> Improved practice to support vulnerable young people <p>Individual</p> <ul style="list-style-type: none"> Improved family relationships Reduced family harm <p>Organisational</p> <ul style="list-style-type: none"> Increased awareness of family harm <p>Individual</p> <ul style="list-style-type: none"> Improved engagement with education Improved wellbeing at school Improved feelings of safety <p>Organisational</p> <ul style="list-style-type: none"> Improved practice to prevent and reduce harm in school Improved inclusive practice Improved understanding of different needs Improved relationships between staff and young people <p>Individual</p> <ul style="list-style-type: none"> Increased inclusive decision making* Improved perceptions of community safety Improved community cohesion <p>Organisational:</p> <ul style="list-style-type: none"> Improved capacity in community networks <ul style="list-style-type: none"> Innovative approaches to violence reduction implemented more widely Evidence-based commissioning embedded across London Community Co-Design embedded | <p>Reduction in harm and exploitation</p> <p>Increased positive opportunities</p> <p>Increasing strong and resilient families</p> <p>Improved inclusive education</p> <p>Increased capacity in community organisations*</p> <p>Improved systems-level responses to violence reduction</p> | <p> Violence is stabilised & reduced</p> <p> Children & young people feel safer</p> <p> Community focused, partnership approach to long-term violence solutions</p> |